

Dots and Scratches

Re-entries and Constant Plate Varieties
BNAPS Study Group



1c Princess Elizabeth - PI 2 LL pp54 - Line
thru medallion at UL Courtesy of Jim Jung

Dots and Scratches

Re-entries and Constant Plate Varieties

BNAPS Study Group

Sept 2025, Volume 11, Number 3, Whole Number 39

Table of Contents

My Two Cents	3
Newfoundland One Pence Re-entry Plate Positions	6
By Jim André	
Canada's Five Cents Beaver Proofs with	
Various Plate Flaws Part 4	11
by Michael D. Smith	
2c Large Queen Strip of 3 pp94-96	24
by Jim Jung	
NFLD Scott 27 Re-entry at Position 92	28
by Jim André	

BNAPS Re-entries and Constant Plate Varieties Study Group

This newsletter and previous issues are available as PDF files from the [BNAPS website](#).

Please send submissions and feedback about the newsletter to the Editor – jimjung8@gmail.com.
All other correspondence should be addressed to the Chairman, bsbvp88@hotmail.com

Dear Study Group Member,

It's an exciting time for philatelists all over Canada and beyond as this autumn brings great shows, extraordinary Auction Sales and camaraderie. It's a time to research and view those nice philatelic items you dream of owning, and this year, there is absolutely no doubt about seeing those untouchable items. And you will have the chance to see those items go up on the auction block. The only question is, "How can I get one of those?"

[Eastern Auctions](#) has announced they will be selling the Camellia Collection over the next two years. This is a superlative, blue chip collection known to be in the highest quality and may even surpass the Brigham Collection. If you have been following the philatelic news then you know that this collection includes parts of the famous Laycock, Whitworth and Duckworth collections that you have only seen in books. Now is the opportunity to view and bid.

While this is happening, Garden City is also coming into their own releasing a nice collection of lots. Note that the recent Maresch Sale had some very nice items and realizations went through the roof.

Remember to check out the [BNAPEX](#). It's your club's big event of the year where you will get the real scoop on what's going on.

Jim Jung

DEVENEY STAMPS LTD.

ESTD 1977

🍁 Specializing in Canadian Varieties & Re-entries 🍁



Featuring high resolution images

ONE OF CANADA'S LARGEST ONLINE STAMP INVENTORIES

WWW.DEVENEYSTAMPS.COM

TOLL FREE: 1-888-232-0282



info@deveneystamps.com

Canada & Newfoundland

Unlocking the Greatest Collections Ever Formed



We invite you to discover these
once-in-a-lifetime collections!

November 2025: Canada Part I
Canada Pence, Cents & Large Queens

Spring 2026: Newfoundland Part I
Newfoundland Pence to Airmails



Eastern Auctions Ltd.

P.O. Box 250 - Bathurst - New Brunswick - E2A 3Z2 - Canada

Tel: 1(506) 548-8986 / Fax: 1(506) 546-6627

Toll Free Tel: 1(800) 667-8267 / Fax: 1(888) 867-8267

Email: contact@easternauctions.com / Website: www.easternauctions.com





**Please join us in our exciting *LIVE* internet auction!
September 25-28, 2025**



Earliest recorded use of a fancy cancel in Canada: a blue cover mailed Hamilton on OCT. 13, 1856 (U.C double broken circle), endorsed "Paid For British Steamer" to Glenfield, England, with OCT. 27 Liverpool transit tombstone transit in red and OCT. 28 Leicester transit on back. The cover is franked with a four margin (close but clear at bottom) 10d blue Jacques Cartier imperforate on thin paper, tied by a rare Hamilton segmented cork cancel, which is a new earliest recorded date for this by one month, as it was previously recorded from 1856-11-24 to 1857-01-21. Hamilton stopped using its 7-ring obliterator in June 1856 and were using this cork in the short period until they received their 4-ring #16 obliterator in March 1857. This appears to possibly be the earliest use of a segmented cancel, likely made of cork in Canada. Very fine and desirable.

**Visit our website and sign up for our email
announcements!**

WHY BID WITH US?

- *Friendly personalized service
- *Industry low 17% buyer's fee
- *No reserves and everything starts at C\$50
- *Extensive online photos

AUCTION HOST SITE

www.StampAuctionNetwork.com

*Easy live and advance bidding with access
to pictures and thorough descriptions*

Garden City Philatelic Auctions

**Mailing Address:
PO Box 5096 Stn 9
Victoria, BC V8R 6N3**

**info@gcpauctions.com
www.gcpauctions.com
250-380-5423**

Newfoundland One Pence Re-entry Plate Positions - Jim André

Early Newfoundland line engraved stamps have long been known to exhibit one or more re-entries, beginning with the very first pence issue, the 1d of 1857 (Scott #1) with later printings from the same plate in 1861 and 1862 (Scott #15A). Jarrett's "Standard British North America Catalogue", 1929, lists a re-entry for the 1d and Holmes' "Specialized Philatelic Catalogue of Canada & British North America" eighth edition, 1954, identifies one at plate position 25, but more on that later. In addition to the two re-entries currently listed in the Unitrade Catalogue, there are two other re-entries recognized but whose plate positions have not been known until now.

The 1d plate was laid out with uneven spacing between the individual stamps providing a "fingerprint", or a unique pattern, against which larger multiples can be compared to ascertain their position on the plate. While apparently there are no remaining intact sheets of the 1d stamp, (including in the Library and Archives Canada holdings), there was a reconstructed sheet sold as lot #602 in H.R. Harmer's sale #2 of the Dale-Lichtenstein collection in 1968. There are also numerous existing large multiples, some containing re-entries, that may be plated.



--- Figure 1, image courtesy of the Vincent Graves Greene Philatelic Research Foundation
Harry Sutherland Library Website Archive ---

Newfoundland One Pence Re-entry Plate Positions - Jim André

One recent discovery is a major misplaced entry, shown in great detail on Ralph Trimble's old re-entries.com website as Newfoundland Pence Issue re-entry #3, the website now archived by the Greene Foundation at <https://re-entries.greenefoundationarchive.ca/>. There, the discovery block of 15 is shown with the upper right stamp being the plate position of interest (Figure 1). Since the 1d was printed in sheets of 120, 10 rows by 12 columns, the misplaced entry had to be located at the right end of one of the first eight rows; my first copy of the misplaced entry shows part of the stamp above it, narrowing the possible locations to rows two through eight. The misplaced entry is seen as a multitude of extraneous markings on the right side of the stamp (Figure 2); many are highlighted in Figure 3. That the markings are all to the right side suggests a misplacement of ~11.5 mm.



--- Figure 2 & 3, images courtesy of the Vincent Graves Greene Philatelic Research Foundation
Harry Sutherland Library Website Archive ---

The website states that the plate position is unknown and this author has not seen anything written to the contrary until now. Comparing the block of 15 to the right side of the sheet in lot #602, it can be seen that the block comprises plate positions 32/60 and the major misplaced entry is plate position 36, the rightmost stamp in the third row.

Another feature on the 1d listed in the re-entries website whose plate position has been unknown is the major re-entry in item #4. The Eastern Auctions sale of the Denninger Collection, part 1, contained another block of 15 (lot #615, Figure 4) with this re-entry in the lower right stamp noted (Figure 5) and described as "position unknown".

Newfoundland One Pence Re-entry Plate Positions - Jim André



Figure 4, courtesy of Eastern Auctions

Figure 5, courtesy of Eastern Auctions



Again, comparing the relative positions of the stamps in the block of 15 with those in the reconstructed sheet, it can be seen that the block comprises plate positions 39/67 and the major re-entry is plate position 67, the seventh stamp from the left in the sixth row.

Returning to the early identified re-entry, presumably the one listed in the Unitrade catalogue under Scott #1 and #15A as plate position 25, it is noted that there are two re-entries pictured in the catalogue. These are shown in the re-entries website as items #1 and #2 with #1 identified as plate position 25 and crediting the Unitrade Catalogue.

The Eastern Auctions Public Sale #874B contained yet another block of 15 from the left side of the sheet (lot #284, Figure 6) noting a documented major re-entry that is seen in the upper left stamp.

Newfoundland One Pence Re-entry Plate Positions - Jim André

Comparing this block with the reconstructed sheet, it can be seen that the block comprises plate positions 25/53 and the major re-entry is plate position 25. Close examination (Figure 7) will show that this is the re-entry identified in the Unitrade catalogue as Unitrade #1ii and 15Aiv and is item #2 on the re-entries website.




--- Figure 6, courtesy of Eastern Auctions ---

So, what about the last re-entry, the one listed as item #1 on the re-entries website, identified as plate position 25, and identified in Unitrade as #1i and #15Aiii (Figures 8 & 9)?



---Figure 7, courtesy of Eastern Auctions ---

Newfoundland One Pence Re-entry Plate Positions - Jim André



--- Figures 8 & 9, images courtesy of the Vincent Graves Greene Philatelic Research Foundation Harry Sutherland Library Website Archive ---

We now know it is not plate position 25 and is found somewhere else on the plate. The author has attempted to reconstruct the plate with high-resolution images of blocks appearing in past auctions and has succeeded in filling over 85% of the plate positions. However, none of these plate positions appear to contain this last re-entry, so the search continues.

The plate positions of two re-entries on this stamp, recognized but currently unlisted in the catalogue, have now been identified, shown to be at plate positions 36 and 67. It is suggested that they are worthy of catalogue status, especially the major misplaced entry at plate position 36.

It has also been shown that the Unitrade catalogue image of the re-entry at plate position 25 is pictured beneath catalogue #15A and should have its caption corrected to #1i and #15Aiii, and the image of the re-entry beneath catalog #1 should have its caption corrected to #1ii and #15Aiv.

Canada's Five Cents Beaver Proofs with Various Plate Flaws Part 4

by Michael D. Smith

15TCiv - Position 36 State 1

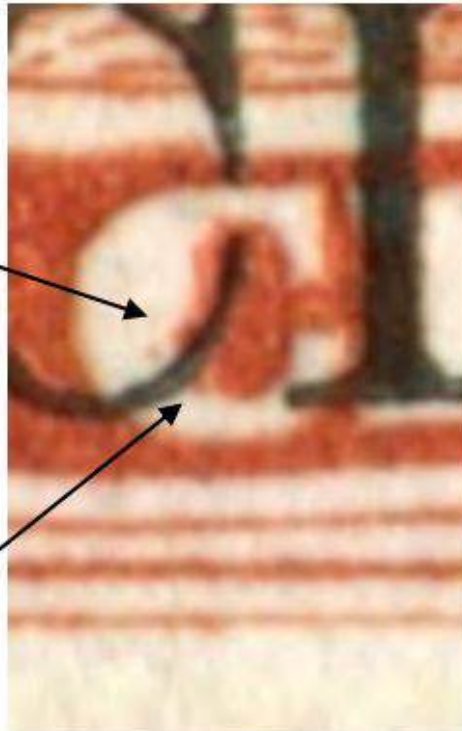


Short entry E spandrels. H9011 =
dash West of AGE

Canada's Five Cents Beaver Proofs with Various Plate Flaws Part 4

by Michael D. Smith

15TCiv - Position 41 State 1

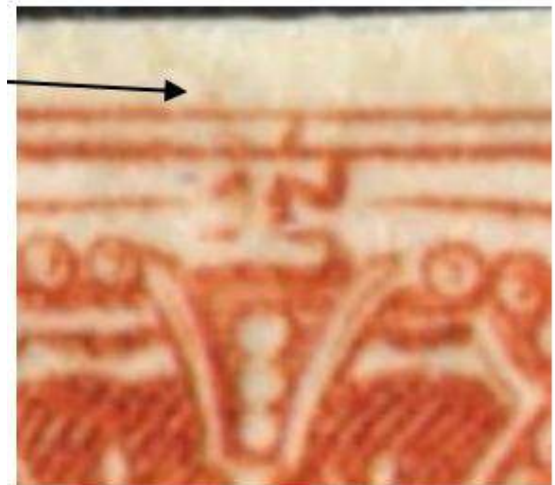


W margin guide dots.
Traces of fresh entry at W.
Two 'C' dots.

Canada's Five Cents Beaver Proofs with Various Plate Flaws Part 4

by Michael D. Smith

15TCiv - Position 36 State 1



Top of page and lower left: R. 50 = fresh entry. Lower Right: Pf. 86b

Canada's Five Cents Beaver Proofs with Various Plate Flaws Part 4 by Michael D. Smith

15TCiv - Position 61 State 1



W. margin guide dots.
Two 'C' dots. Pf. 107a.
Weak frame lines SE
corner.

Canada's Five Cents Beaver Proofs with Various Plate Flaws Part 4
by Michael D. Smith

15TCiv - Position 79 State 1



Short entry NW

Canada's Five Cents Beaver Proofs with Various Plate Flaws Part 4

by Michael D. Smith

15TCiv - Position 11 State 4



Dots below 'EN'. H9019 = dot below 'G' of POSTAGE

Canada's Five Cents Beaver Proofs with Various Plate Flaws Part 4

by Michael D. Smith


15TCiv - Positions 13, 14, 23, 24, 33, and 34 State 4



Canada's Five Cents Beaver Proofs with Various Plate Flaws Part 4

by Michael D. Smith

15TCiv - Position 13 State 4



Left: S margin dot weak.

Centre: H7034


weak.

Right H1020 = dot over NE corner.

Canada's Five Cents Beaver Proofs with Various Plate Flaws Part 4

by Michael D. Smith

15TCiv - Position 14 State 4




Left: Pf. 79b.

Right: H9021 =
dots in Sun's
rays

Canada's Five Cents Beaver Proofs with Various Plate Flaws Part 4


by Michael D. Smith

15TCiv - Position 23 State 4



Canada's Five Cents Beaver Proofs with Various Plate Flaws Part 4 by Michael D. Smith

15TCiv - Position 24 State 4



C' dot

New doubling as
R. 63. Top inner
frame line
doubled UL, inner
and outer frame
lines doubled LL

Canada's Five Cents Beaver Proofs with Various Plate Flaws Part 4

by Michael D. Smith

15TCiv - Position 33 State 4



Left: Short entry NE.
Right: pf. 29b 'low
twig in waterfall'

Canada's Five Cents Beaver Proofs with Various Plate Flaws Part 4
by Michael D. Smith

15TCiv - Position 34 State 4



Normal

2c Large Queen Strip of 3 pp94-96 by Jim Jung



This 2c Large Queen strip of 3 comes from the Garden City inaugural sale of the Brian Hargreaves Collection last year in October. This strip was probably written up before in Confederation. Brian had mounted this strip on a wonderful album page with close-up scans describing each of the scratches on the strip. However, there is no plate position marked on the page.


The strip shows numerous prominent scratches throughout the 3 stamps. The left stamp has a scratch through the T of TWO at lower left, and at the right center margin, there are two more scratches.



2c Large Queen Strip of 3 by Jim Jung



The centre stamp in the strip has a strong scratch at the top centre through the P of POSTAGE and at the upper right corner. The right stamp has a scratch through the D of CANADA. This last scratch is the one that gave me the plate positions of these three stamps because I was able to match it to position 96 on a stamp from Earl Noss.




At the bottom of this page is a scan of earl's 2c Large Queen with the same scratch through the D of CANADA. This is a later state of the scratch and it appears lighter, as if the plate wear is making it disappear slowly. This stamp also has a small scratch in the neck of the Queen and a part of the imprint visible in the bottom margin.



2c Large Queen Strip of 3 by Jim Jung



Here is a scan of Earl's stamp at left. At the bottom is a closeup of the imprint on Earl's stamp. Below that is the position 96 imprint on a stamp from my collection. This is a match to Earl's stamp. At the bottom of the page is my stamp from position 95 showing the other position that has the imprint across the bottom of the stamp. This is obviously not a match, so Earl's stamp must be position 96. My two imprint stamps from positions 95-96 do not have the scratch in the D of CANADA or the scratch in the Queen's neck so these scratches were added during the printing of the 2c.



2c Large Queen Strip of 3 by Jim Jung



Here is a cover dated OC 25 1871 at SAINT JOHN N.B. The 2c stamp on this cover has both the scratch through the D of CANADA and the short scratch in the neck of the Queen. So now we have a date of when the scratches were definitely on the 2c plate.

NFLD Scott 27 Re-entry at Position 92 by Jim André

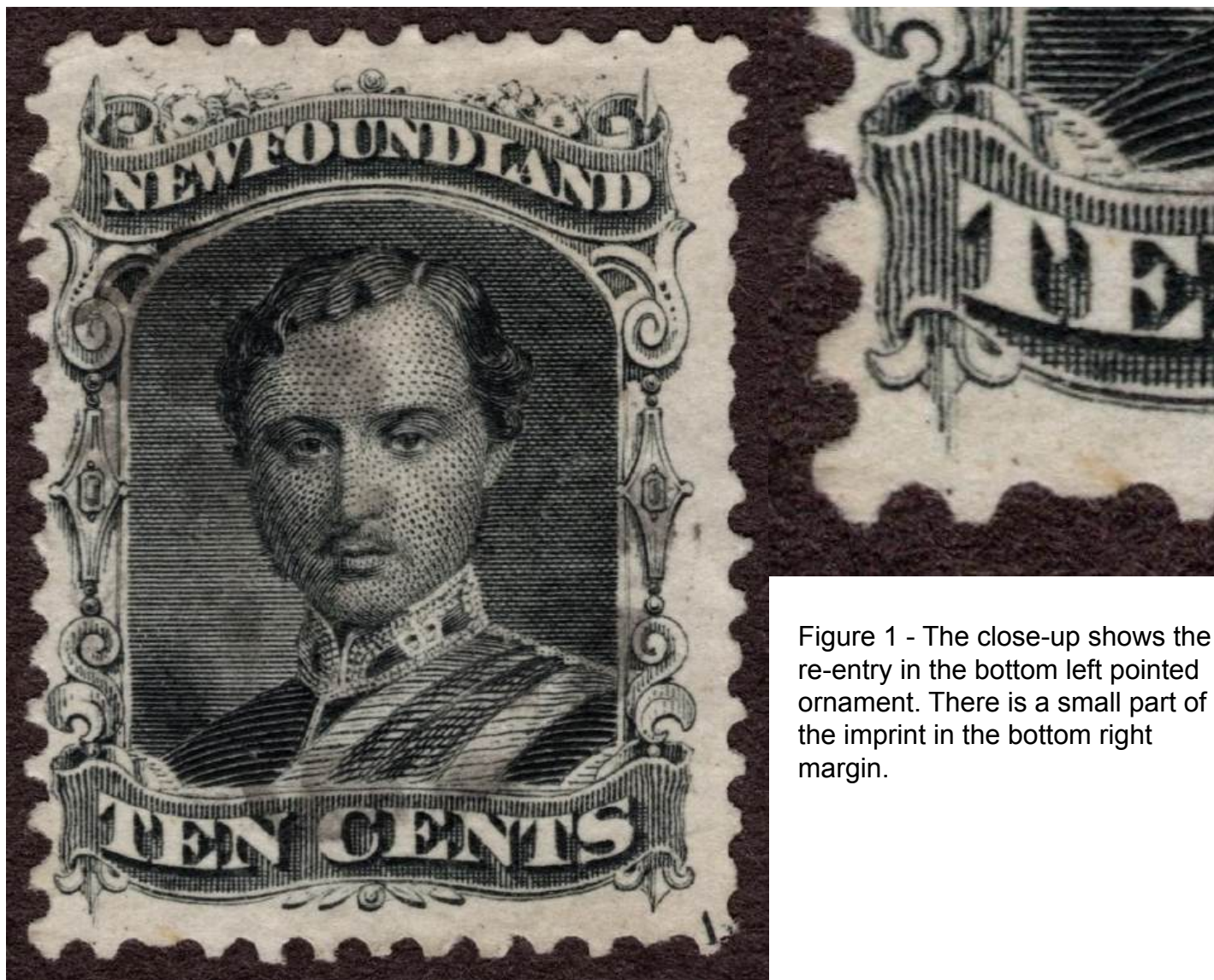


Figure 1 - The close-up shows the re-entry in the bottom left pointed ornament. There is a small part of the imprint in the bottom right margin.

I was recently able to acquire two copies of Newfoundland #27 that each show a re-entry in the bottom left ornament (Figures 1 and 2) that has not been previously reported. These stamps have a partial marginal inscription that makes them easy to plate. The bottom marginal inscriptions are found below plate positions 93 and 98, so these stamps are from either plate position 92 or 97.

It can be shown that this re-entry is located at plate position 92, based on comparison with a lower right corner plate proof block of twelve of plate positions 77/100, including the marginal inscription and similar adjoining stamp, sold in Eastern Auction's sale of the AFAB Collection, part 2 (lot 67) that does not have the re-entry (Figure 4).

NFLD Scott 27 Re-entry at Position 92 by Jim André



Figure 2 - Here is the 2nd stamp showing the close-up with the re-entry in the bottom left pointed ornament. The small part of the imprint is showing in the bottom right margin.



Additionally, although the proof block does not show evidence of the re-entry, there is a guide dot directly below the ornament like that on the re-entered stamps. To address the possibility that the stamps might still be from plate position 97, if that plate position was re-entered after the proof was pulled, an overlay of each stamp on the proof was done. Figure 3 demonstrates that the guide dots are not in the same place, thus the stamps are from plate position 92.

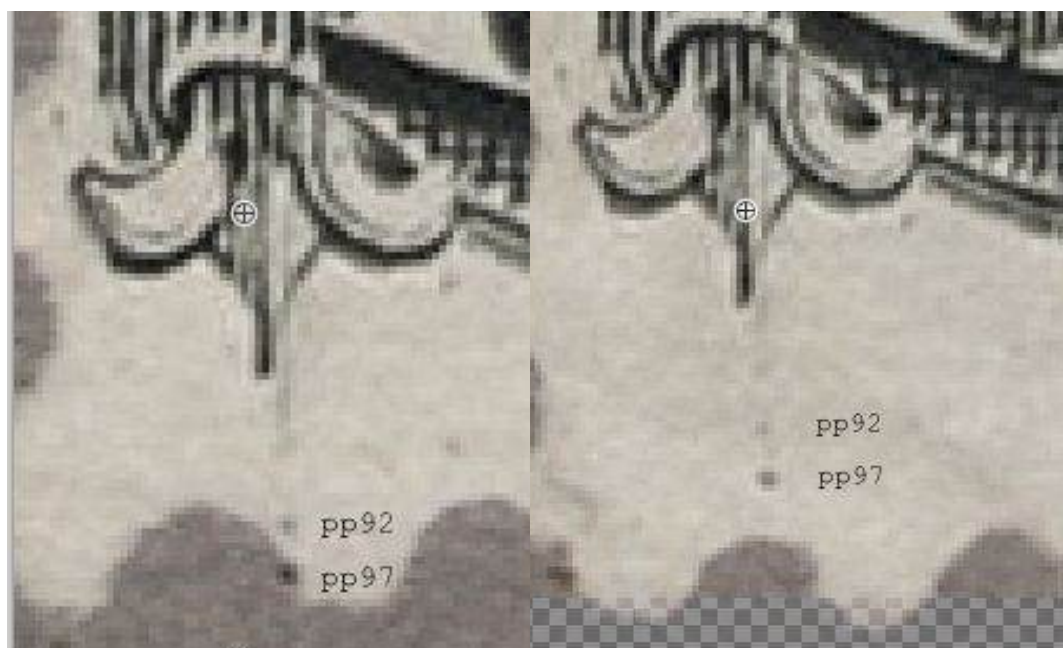


Figure 3 - This is an overlay of position 97 over the subject stamps displaying the position of the guide dots. The guide dot position does not match. Therefore, the subject stamps must be position 92.

NFLD Scott 27 Re-entry at Position 92 by Jim André



Figure 4 - Plate Block of 12 showing the printer's imprints at top right and lower left. This shows the position 97-99 imprint positions at the bottom of the block.

Images Courtesy of Eastern Auctions

Welcome! Bienvenue!



Credit: Gray Monk Estate Winery

View of Okanagan Lake from the Gray Monk Estate Winery

BNAPEX 2025 Vernon



BNAPS convention, exhibition, and bourse 19-21 September 2025

Friday (10:00-17:00) Saturday (10:00-17:00) Sunday (10:00-15:00)

The convention venue is
Prestige Vernon Lodge and Conference Centre
3914 - 32nd Street, VERNON BC V1T 5P1