

# Dots and Scratches

Re-entries and Constant Plate Varieties  
BNAPS Study Group



3c Newfoundland Scott 39 Position 45 Major  
Re-entry (Bottom) Courtesy of Earl Noss

# Dots and Scratches

## Re-entries and Constant Plate Varieties BNAPS Study Group

February 2025, Volume 11, Number 1, Whole Number 37

### Table of Contents

My Two Cents .....	3
3 Cents LQ Discovery: 1868 Albany, New York Cover with Unitrade 25v Left Margin Flaw .....	4
By Stephen Hellsten	
2nd Issue Bill Stamps: 2 New Major Re-entry Discoveries.....	11
By Stephen Hellsten and Jim McCormick	
Canada's Five Cents Beaver Proofs with Various Plate Flaws Part 2.....	18
by Michael D. Smith	
The 7c Edward .....	27
by Jim Jung	

### **BNAPS Re-entries and Constant Plate Varieties Study Group**

This newsletter and previous issues are available as PDF files from the [BNAPS website](#).

Please send submissions and feedback about the newsletter to the Editor – [jimjung8@gmail.com](mailto:jimjung8@gmail.com).  
All other correspondence should be addressed to the Chairman, [bsbvp88@hotmail.com](mailto:bsbvp88@hotmail.com)



Dear Study Group Member,

This is a jam packed issue of our newsletter full of articles that touch different areas of Canada stamp collecting. We have a Postal History article as well as Proofs and stamps. We touch on Large Queens, Decimal Issue, Edward VII and Back of the Book. More of a surround sound image but sticking to the topic of our collecting interest of Plate Varieties.

Each winter in February and March, the auction houses open their doors and display items that are full of interest. Indeed, it is one of the strongest moments of the year for bidding at auction. And this year is no different as Sparks has just completed their sale with Eastern, Maresch, Bill Longley and our new advertiser: **Garden City Philatelics** holding their 2nd ever auction. Their 1st Sale last year was a tremendous success. All these sales have large holdings of Canada and Worldwide collections as well as some single stamp lots worthy of inspection.

Mark down March 1 on your calendar. This is the date for the BNAPS 2025 Virtual BNAPEX. It's only a few weeks away. Check our website [bnaps.org](http://bnaps.org) under BNAPEX for information on attending this free show full of interesting exhibits and seminars.

Looking further ahead, this year's Orapex is coming up on May 3-4. Time to make plans!

Jim Jung

# DEVENEY STAMPS LTD.

ESTD 1977

🍁 Specializing in Canadian Varieties & Re-entries 🍁



Featuring high resolution images

ONE OF CANADA'S LARGEST ONLINE STAMP INVENTORIES

[WWW.DEVENEYSTAMPS.COM](http://WWW.DEVENEYSTAMPS.COM)

TOLL FREE: 1-888-232-0282



[info@deveneystamps.com](mailto:info@deveneystamps.com)

# 3 Cents LQ Discovery: 1868 Albany, New York Cover with Uni. 25v Left Margin Flaws By Stephen Hellsten

## Introduction

On June 8, 1868, the following letter was penned in Peterborough, Ontario (Figure 1). It contains a report intended for J.C. Hughson – an Albany, New York lumber baron – concerning the status of a Harwood, Ontario construction project.

The letter was probably written by one of Mr. Hughson's employees. And it almost certainly pertains to construction of Mr. Hughson's Harwood lumber mill.

I found this letter folded neatly inside a June 9, 1868 cover that I purchased at a recent Ontario auction (Figure 2).

The cover is addressed to J.C. Hughson in Albany, New York.

It has a Peterborough postmark. With an intact pair of 3 cents Large Queen (LQ) stamps covering the 6 cents cross-border delivery rate for mail weighing no more than a half ounce.

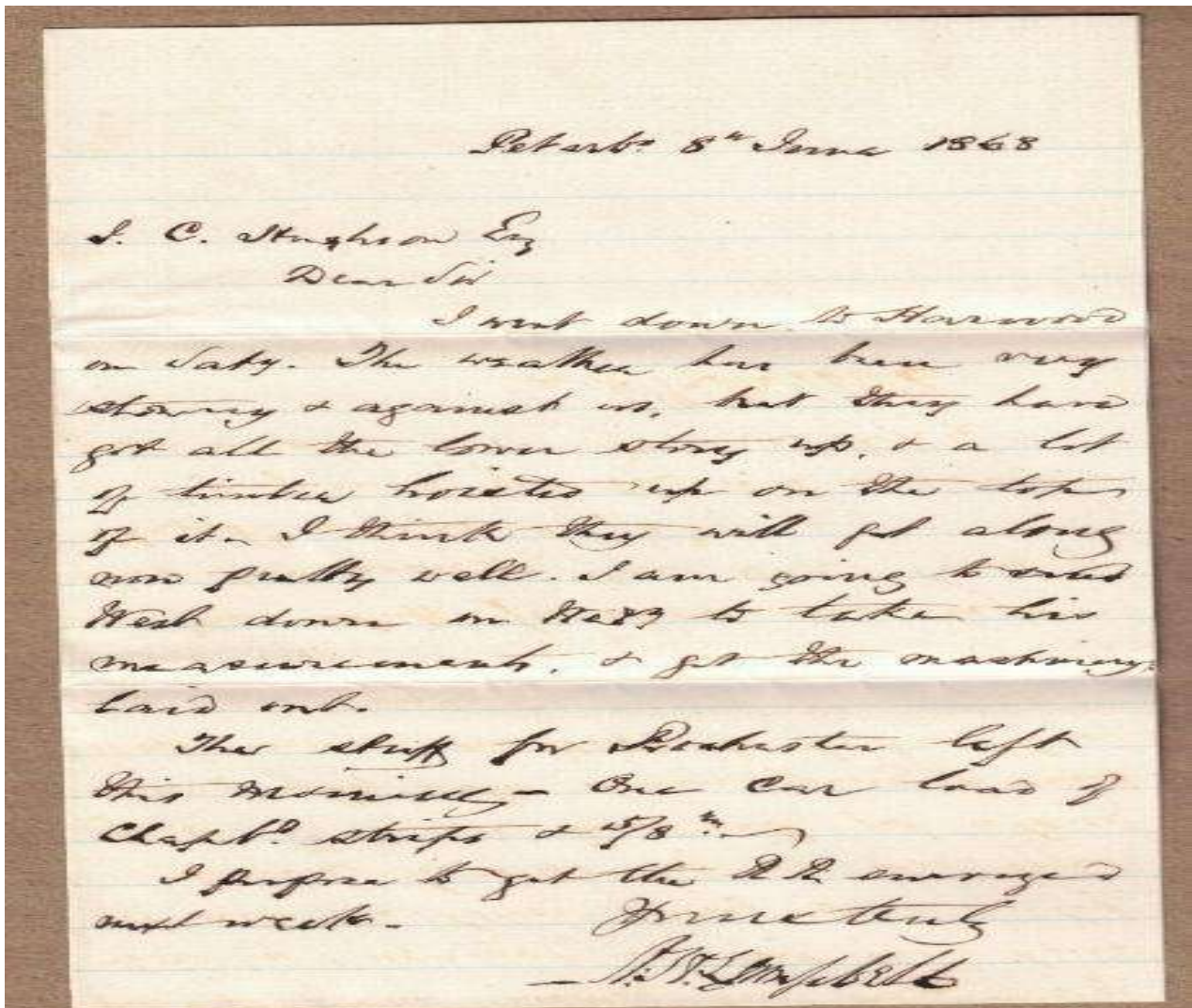


Figure 1



## 3 Cents LQ Discovery: 1868 Albany, New York Cover with Uni. 25v Left Margin Flaws By Stephen Hellsten

Astute LQ enthusiasts will appreciate that the cancellation date – June 9, 1868 – represents an early use of the 3 cents LQ.

And they will also recognize that the shade of the intact pair is consistent with early issue 3 cents LQ stamps. Perhaps with a hint of sulfurization due to environmental conditions and the passage of time.

In summary then, we have a simple mid-19<sup>th</sup> century hand-written letter with an attractive accompanying cover bearing a postmark and postage typical of that era.



Figure 2

### The June 9, 1868 Albany, New York Cover

Except, there is something unusual about this June 9, 1868 cover. Something decidedly different that sets it apart. Not just from similar covers dating to the 1860s. But from all surviving 3 cents LQ covers reported in philatelic literature. To explain, let's take a closer look at the stamps on the Albany, New York cover (Figure 3).

<sup>1</sup> Mr. Hughson and his partner A.H. Campbell had been owner – operators of two lumber mills at Nassau Mills just north of Peterborough. However, in 1867 they “declared their intent to abandon the Nassau Mills to erect a large steam mill in Harwood instead.” See: *History and Landscape Archaeology at the Nassau Mills, Peterborough*, James Connolly and Kate Dougherty, Ontario Archaeology, 2021, No. 101, p. 6

## 3 Cents LQ Discovery: 1868 Albany, New York Cover with Uni. 25v Left Margin Flaws By Stephen Hellsten



Figure 3 (above) and Figure 4 (left)

On close inspection, we see that both stamps have a left margin vertical line descending from the base of their respective upper left value tablets. The line is stronger in the margin of the stamp on the right (see Figure 4). More subtle in the margin of the stamp on the left. The key observation is this: the lines are not printing anomalies.

Rather, the lines are constant varieties caused by an abnormality in the 3 cents LQ transfer roll. One of several flaws that currently share the Unitrade catalogue 25v listing. What Horace Harrison once described as “a severe *plate crack* in the left margin” in his classic 1961-62 *Maple Leaves* series “Constant Plate Varieties of the 1868 Issue of Canada”.



# 3 Cents LQ Discovery: 1868 Albany, New York Cover with Uni. 25v Left Margin Flaws By Stephen Hellsten

## Significance of the Albany, New York Cover Discovery

So, we know what sets this Albany, New York cover apart. But why is its discovery significant? There are two reasons.

### Reason 1

First: the 3 cents LQ left margin flaw is not a common variety. Single stamps with the flaw are rare. But this cover, with its intact pair each exhibiting the left margin flaw, is most assuredly unique.

To explain: Horace Harrison's 1961 report of a 3 cents LQ stamp with "a severe *plate crack* in the left margin" was based on evidence at that time of a single known copy exhibiting these features. And so, Mr. Harrison appropriately sought assistance from the collecting community requesting "reports of additional examples" "to establish" that the 3 cents LQ left margin flaw "is constant."

The trouble is "additional examples" have been hard to come by.

Indeed, when H.E. and H.W. Duckworth published their influential 2008 LQ book, *The Large Queen Stamps of Canada and Their Use – Second Edition*, they referenced Horace Harrison's 3 cents LQ "severe plate crack in the left margin" variety. But they included no record of new finds. Presumably because the Duckworths had not uncovered that supporting evidence.

On the other hand, when the 3 cents LQ left margin flaw resurfaced as a subject of collector interest in November 2009 following LQ expert and *Confederation* Editor Glenn Archer's stunning revelation that the variety exists at more than one plate position, attention was drawn to two 3 cents LQ stamps. One with the left margin flaw and a lower left position dot. Another with the left margin flaw but no lower left position dot. Evidence that reaffirmed that more than one stamp bearing the flaw exists even if that was hardly the point of Mr. Archer's article.

In this context, it is certainly reasonable to conclude that "additional examples" of the 3 cents LQ left margin flaw not only exist, but occasionally turn up in the collecting community. However, the rarity thesis endures. These documented finds are anything but frequent and single stamps with the flaw in the public domain are few in numbers. Rarity is a subjective concept. But it is probably a fitting description of the prevalence of the 3 cents LQ left margin flaw in the marketplace.

<sup>2</sup> The Unitrade Specialized Catalogue of Canadian Stamps, Ed: D. Robin Harris, The Unitrade Press, 2024, p. 50

<sup>3</sup> Constant Plate Varieties of the 1868 Issue of Canada, Horrace W. Harrison, Maple Leaves, October 1961, Vol. 9, No. 1, p. 5

<sup>4</sup> Ibid

<sup>5</sup> The Large Queen Stamps of Canada and Their Use, Second Edition, H.E. & H.W. Duckworth, Vincent G. Greene Philatelic Research Foundation, 2008, p. 93



## 3 Cents LQ Discovery: 1868 Albany, New York Cover with Uni. 25v Left Margin Flaws By Stephen Hellsten

Rarer still is this cover. Indeed, to the best of this author's knowledge, the Albany, New York cover exhibits the only known intact pair of 3 cents LQ stamps each bearing the Unitrade 25v left margin flaw on or off cover. This alone elevates its status as an object of philatelic importance.

### Reason 2

The second reason the Albany, New York cover discovery is significant is this. It bolsters Glenn Archer's left margin flaw multiple plate positions thesis. Not with plate proof evidence. But with stamps that entered the marketplace for public consumption and were postally used shortly after the LQ issue was released. And in so doing, the Albany, New York cover reaffirms that the left margin flaw is not a plate crack variety.

LQ variety collectors will recall that five years after Glenn Archer's 2009 report that the 3 cents LQ left margin flaw exists at two or more plate positions, LQ expert Brian Hargreaves, writing in the February 2014 issue of *Confederation*, proved unequivocally that the 3 cents LQ left margin flaw is present at more than one plate position wowing readers with his strip of three 3 cents LQ plate proofs each bearing the variety.

Based on the work of these gentlemen, it is generally understood today that the 3 cents LQ left margin flaw was caused not by a crack at a specific plate position but by some abnormality in the transfer roll. Circumstances that explain the flaw's presence at what now appears to be 4 distinct, but still unconfirmed, plate positions.

And yet, apart from Mr. Hargreaves' three plate proofs, no other 3 cents LQ multiple consisting of stamps with more than one left margin flaw has been reported in philatelic literature.

That is until publication of this article announcing the Albany, New York cover discovery with its intact pair each exhibiting a left margin flaw.

<sup>6</sup> "The Left-Margin Plate Crack(s!)", Glenn Archer, *Confederation*, November 2009, Vol. 42, p. 4. Note: stamps in column 1 do not have lower left corner guide dots. Stamps in the remaining 9 columns all have lower left corner guide dots. Consequently, Unitrade 25v left margin flaws cannot appear on stamps both with and without guide dots unless the stamps bearing these flaws originate at 2 or more distinct plate positions.

<sup>7</sup> "Fresh Light on the Three Cent Large Queen Left Margin Plate Crack", Brian Hargreaves, *Confederation*, February 2014, Vol. 55, p. 6



# 3 Cents LQ Discovery: 1868 Albany, New York Cover with Uni. 25v Left Margin Flaws By Stephen Hellsten

## Conclusion

In closing, one must acknowledge that the flaw on the Albany, New York cover's pair of stamps isn't a new find. It was reported by Horace Harrison more than 60 years ago.


Similarly, the cover doesn't establish constancy. Single stamp copies with the flaw have circulated in the public domain for years thereby resolving the old anomaly vs. constant variety debate.

Moreover, the Albany, New York cover isn't the first to confirm the multi-position transfer roll causation theory. Glenn Archer and Brian Hargreaves took care of that ten years ago.

And yet the cover is so much more than an attractive piece of postal history.

It's a unique survivor of the ravages of time. An example of the 3 cents LQ with left margin transfer roll flaws in action. Doing what stamps were meant to do. Facilitating communication by way of the mail.

And perhaps most importantly, the Albany, New York cover exemplifies the unique allure of the philatelic hunt for varieties. Proving once again the adage that things are not always as they seem. A cover is just a cover. Until it proves to be something much more.



The poster for ORAPEX 2025 features a red silhouette of the Ottawa skyline with the word "ORAPEX" in white on a red background. Below this is the text "OTTAWA'S NATIONAL STAMP EXHIBITION" and "EXPOSITION PHILATÉLIQUE NATIONALE D'OTTAWA". A central image shows a 3-cent Canadian postage stamp with a beaver. To the right, the text reads "ORAPEX 2025 Ottawa's National Stamp Exhibition", "62<sup>nd</sup> Annual Exhibition and Bourse", "Theme: The Beaver", "APS World Series of Philately Show", and "Exhibit applications for all subjects welcome." The dates are "Saturday, May 3rd, 2025 - 10 a.m. to 6:00 p.m." and "Sunday, May 4th, 2025 - 10 a.m. to 4:00 p.m." with "Free admission and parking" and "Free stamps for youth". The location is "Nepean Sportsplex, 1701 Woodroffe Avenue, Ottawa, Ontario K2G 1W2". At the bottom, it lists "CANADIAN STAMP NEWS" and "SPARKS AUCTIONS". The website "www.orapex.ca" and email "info@orapex.ca" are provided. The footer includes "Show cards printed courtesy of Canadian Stamp News", "ORAPEX CARD 2025 March 2024.indd 1", and "2024-04-26 7:37:25 PM".

# Introducing Garden City Philatelic Auction's March 1-2, 2025 sale, featuring:



\$20 Over 50c Black Surcharge on Yukon Territorial Court Law Stamp, a mint never hinged upper plate block of eight, with "OTTAWA No. 1" imprint in centre of top margin. A fresh and well centered plate block, very fine. Undoubtedly the largest surviving multiple of this stamp, and as far as we know unique.

- The Ian Mowat extensive collection of Yukon Revenues (1898-1962) with essays, large die proofs, plate blocks, varieties, cancel types and a wealth of usages, including many rare, formed in part with material from the Ian McTaggart-Cowan collection, all in 70 lots.
- The Ian Mowat extensive collection of Eastern Arctic mail in the form of a gold award-winning 8 frame exhibit, sold in 64 lots. This offering is probably the best ever assembled and has the distinction of including mostly commercial covers mailed in the Eastern Arctic.
- Selected material from the John (Jan) van der Ven collection of Canadian first day covers
- Lovely collections of Great Britain, New Zealand and Australia (and States) stamps.
- A rare and desirable 1919 Hawker Trans-Atlantic Flight cover.

## Garden City Philatelic Auctions



Mailing Address:  
PO Box 5096 STN 9  
Victoria BC V8R 6N3

Website: [www.gcpauctions.com](http://www.gcpauctions.com)  
Phone: 250-380-5423  
Email: [info@gcpauctions.com](mailto:info@gcpauctions.com)



# Second Issue Bill Stamps: Two New Major Re-entry Discoveries by Stephen Hellsten and Jim McCormick

## Introduction

One of Canada's most beautiful stamp issues, pre-confederation Second Issue Bill Stamps are known for their exquisite engraving; innovative high denominations bi-colour design; dynamic plate proof shades; and classical features that bear striking resemblances to Nova Scotia's colonial 1 cent, 2 cents and 5 cents stamps and the Dominion of Canada's ever-popular Large and Small Queen issues (Figure 1).



Figure 1: 1 Cent Nova Scotia (Uni NS8), 15 Cents Large Queen (Uni 30e) and 7 Cents Second Issue Bill Stamp (FB24)

What Second Issue Bill Stamps are not known for are constant plate varieties. And certainly not re-entries.

An odd fact since Second Issue Bill Stamps are line engraved. And they date to the same era as many of Canada's early postage stamps among which constant plate varieties abound.

Indeed, on July 19, 1864, the Province of Canada placed an order with the American Bank Note Company, New York (ABNC) requesting production of steel engraved plates to replace the colony's lithographed bill stamps with a higher quality line engraved issue. Printing began in 1865 and carried on until 1867. The government began circulating these Second Issue Bill Stamps to evidence payment of duties on monetary instruments in early 1865. And they remained in use for approximately three years before giving way to the Third Issue Bill Stamps in 1868.

<sup>1</sup> Second Issue Bill Stamp printing orders were completed for the 3 Cents, 30 Cents and 1 Dollar denominations in December 1864. 1965 saw printing of all Second Issue Bill Stamp denominations. See: "Production Dates for Second Issue Bill Stamps", C.D. Ryan, Canadian Revenue Newsletter, June 2008, No. 61, pp. 2-3

<sup>2</sup> The Deputy Receiver General acknowledged receipt of the last shipment of Second Issue Bill Stamps by way of December 23, 1867 letter. Supplies of the first denominations of the Third Issue Bill Stamps were available for use as early as January or February 1868. See: "The Nature of, and Circumstances Surrounding the Printing of the First Issue of Canada's Bill Stamps" – Appendix B, C.D. Ryan, Canadian Revenue Newsletter, November / December 1994, No. 7, pp. 2, 8-9



## Second Issue Bill Stamps: Two New Major Re-entry Discoveries by Stephen Hellsten and Jim McCormick

There are also production numbers to consider.

Between 1865 and 1867, the ABNC printed seventeen denominations of the Second Issue Bill Stamps: 1 cent, 2 cents, 3 cents, 4 cents, 5 cents, 6 cents, 7 cents, 8 cents, 9 cents, 10 cents, 20 cents, 30 cents, 40 cents, 50 cents, 1 dollar, 2 dollars and 3 dollars.

Production numbers vary significantly among these denominations ranging from a mere 10,000 copies of the three dollars denomination to one million copies of the 1 cent denomination.

Small quantities when measured against modern stamp production numbers.

Still, data compiled by the revenue stamp collecting community confirms that the ABNC printed approximately five million Second Issue Bill Stamps (all denominations) between 1865 and 1867.

Circumstances that should have generated many re-entries.

### Sixteen Documented Second Issue Bill Stamp Re-entries



Figure 2

In a strange twist, fifteen of the sixteen documented re-entries are found on the 3 dollars denomination (van Dam FB36); a denomination having a mere 10,000 printed copies.

Indeed, renowned re-entries expert Ralph Trimble's award-winning website [re-entries.com](http://re-entries.com) showcases 13 distinct re-entries on Second Issue Bill Stamp 3 dollars plate proofs (5 re-entries, 1 strong re-entry, 6 major re-entries and 1 misplaced re-entry).

Only one example has been found on an issued stamp (in the collection of Mike Smith).

Notably, Jim McCormick's collection includes two additional plate proof re-entries on the 3 dollars denomination (Figures 2 and 3).

We don't know their plate positions. Nor are we aware of copies on issued stamps.

<sup>3</sup> *Production Details for Second Issue Bill Stamps*, C.D. Ryan, Canadian Revenue Newsletter, September 2012, No. 78, p. 3

## Second Issue Bill Stamps: Two New Major Re-entry Discoveries by Stephen Hellsten and Jim McCormick



Figure 3

### **The 30 Cents Denomination (FB29)**

The only other Second Issue Bill Stamp re-entry documented to date is found on the 30 cents denomination (van Dam FB29).

This variety also appears on the re-entries.com website.

Jim McCormick has a copy on plate proof (Figure 4).

As is the case with Jim's 3 dollars denomination re-entries, the plate position remains a mystery. And no copies on issued stamps have been found.

### **Two New Second Issue Bill Stamp Major Re-entries**

So, where are all the Second Issue Bill Stamp re-entries?

158 years after the ABNC printed the last of its 5 million Second Issue Bill Stamps, we still have a mere sixteen documented re-entries.

That is until now. Here are two new major re-entry discoveries on the Second Issue Bill Stamps.



## Second Issue Bill Stamps: Two New Major Re-entry Discoveries by Stephen Hellsten and Jim McCormick



Figure 4

### 1. Second Major Re-entry on the 30 Cents Denomination (FB29)



First, we are excited to report discovery of a second major re-entry on the 30 cents denomination (FB29).

Stephen Hellsten found this re-entry on a plate proof in December 2024 (Figure 5).

And, thanks to Jim McCormick's extensive Bill Stamp collection, we can now confirm that the variety is constant.

Indeed, Jim located a second copy on a plate proof pair among his holdings.

Yet again, we do not know the plate position.

Figure 5 - See close-ups on next page



# Second Issue Bill Stamps: Two New Major Re-entry Discoveries by Stephen Hellsten and Jim McCormick





Figure 5 Closeups





# Second Issue Bill Stamps: Two New Major Re-entry Discoveries by Stephen Hellsten and Jim McCormick

## 2. Major Re-entry on the 1 Cent Denomination (FB18)

Second, we are thrilled to expand the list of documented Second Issue Bill Stamp re-entries beyond the 3 dollars and 30 cents denominations. Indeed, in December 2024 Stephen


Hellsten found another new major re-entry this time on a 1 cent plate proof pair (FB18) (Figure 6).

Jim McCormick was able to confirm the variety as constant, not by reference to his collection, but with the assistance of an intact 1 cent plate proof sheet owned by Erling van Dam, as shown in Figure 7.

Even more exciting, Jim plated the 1 cent re-entry at position 4.



Figure 6





## Second Issue Bill Stamps: Two New Major Re-entry Discoveries by Stephen Hellsten and Jim McCormick



*Figure 7*

### Conclusion

So, the tally now is eighteen confirmed Second Issue Bill Stamp re-entries. But surely there are more.

One million 1 cent Second Issue Bill Stamps suggests our recent find may not be the only re-entry on this denomination. And what about the 3 cents denomination? The ABNC printed at least 800,000 copies. Or the 6 cents and its 700,000 copies? Or the 2 cents and its 650,000 copies? It's improbable that only one re-entry exists among all these stamps.

In this context, to all constant plate variety collectors: search your holdings. You could be the owner of the next important Second Issue Bill Stamp plate proof re-entry. Or better yet, the second person to identify a re-entry on a Second Issue Bill Stamp.

But even if you come up empty, remember the adage: "the search for something can prove as interesting as finding it." Happy hunting everyone.

NOTE: Special thanks to Erling van Dam for providing access to his plate proof sheet and granting the authors permission to use a scan of positions 4 and 5 for this article.



# Canada's Five Cents Beaver Proofs with Various Plate Flaws Part 2

## by Michael D. Smith

15TCiv - Positions 9 and 10 State 1



15TCiv - Position 9 State 1

North margin  
guide dots. R37  
= fresh entry.  
Short entry NW  
and E  
spandrels.  
Details for this  
position are on  
pages 33 and  
34.






# Canada's Five Cents Beaver Proofs with Various Plate Flaws Part 2

## by Michael D. Smith

15TCiv - Position 10 State 1



North margin guide dots. Only one dot at NE. R. 11 = fresh entry. Pf. 68 = 'The burning Bush'



North margin guide dots. Only one dot at NE. R11 = fresh entry (blurriness to outer frame line). Pf. 68 = 'The burning Bush'



Canada's Five Cents Beaver Proofs with Various Plate Flaws Part 2  
by Michael D. Smith

15TCvii - Position 9 and 19 State 1





# Canada's Five Cents Beaver Proofs with Various Plate Flaws Part 2

by Michael D. Smith

15TCvii - Position 9 State 1



North margin guide dots. R.  
37 = fresh entry. Short entry  
NW and E spandrels.

North margin guide dots. R. 37 =  
fresh entry. Left vertical frame  
lines doubled and hachuring  
behind and to right of 5 doubled.






# Canada's Five Cents Beaver Proofs with Various Plate Flaws Part 2

by Michael D. Smith

15TCiv - Position 9 State 1



North margin guide dots. R. 37 = fresh entry. W frame lines doubled and some of the oval. Single dot NE. Short entry NW spandrel.



15TCiv - Position 19 State 1

Short entries W & NE spandrels.



Canada's Five Cents Beaver Proofs with Various Plate Flaws Part 2  
by Michael D. Smith

15TCiv Positions 11, 21 State 1





# Canada's Five Cents Beaver Proofs with Various Plate Flaws Part 2

by Michael D. Smith

15TCiv - Position 11 State 1



West margin  
guide dots. R.  
44a - fresh entry.

Check previous  
newsletter (Part  
One) for more  
closeup images  
of R44a.





# Canada's Five Cents Beaver Proofs with Various Plate Flaws Part 2

## by Michael D. Smith

15TCiv - Position 21 State 1



The best key features of R47 = the left crown ornaments doubled upward to right and horizontal lines to LL of crown. Kershaw shows a used copy that does not show this detail. It may be a state 2 copy.






# Canada's Five Cents Beaver Proofs with Various Plate Flaws Part 2

## by Michael D. Smith

15TCiv - Position 21 State 1



W. margin guide dots. R. 47 = fresh entry. pf. 76b (part of R. 47) no 'C' dot. Pf. 76b = Small mark at base of LL 5 between the LL vertical frame lines.



PF76b



## King Edward VII 7c by Jim Jung

Because of the light colour of the 7c Edward VII stamps, it is difficult to see many of the re-entries on this stamp, so I thought I would show some of the stronger ones that could be found. I hope you enjoy this small display, with closeups, from my collection.



7c Edward 1R12 Reentry LL 7, LRNB, LR Frameline, CEN, UL spandrel



# King Edward VII 7c by Jim Jung



Left: The horizontal spandrel lines are doubled

Below: The LNB frameline is doubled as well as the 7. The RNB and the right 7 has some doubling as well

Left: The horizontal lines of the oval extend outwards to the left into the white space of the outer oval. Below: Re-entry marks can be seen in CEN of CENTS.



7c Edward 1R12 Reentry LL 7, LRNB, LR Frameline, CEN, UL spandrel



King Edward VII 7c by Jim Jung



7c Edward 1L77 Reentry EN CE, lower inner frameline



## King Edward VII 7c by Jim Jung

7c Edward 1L77 Reentry EN CE, lower inner frameline



Top: There are re-entry marks in EN CE. Middle and bottom: The bottom inner frameline is doubled with some minor doubling of the lower left spandrel lines near the bottom.



King Edward VII 7c by Jim Jung



7c Edward 1R82 Major Reentry LL Design LRNB left inner oval, UL Spandrel



## King Edward VII 7c by Jim Jung



Top left: The LNB and both flowers are doubled

Bottom left: The RNB and both flowers are doubled.


Top right: There is doubling in the upper left spandrel lines



7c Edward 1R82 Major Reentry  
LL Design LRNB left inner oval,  
UL Spandrel



## King Edward VII 7c by Jim Jung



This is a 2nd copy of this 1R82 Major Re-entry from the collection of Earl Noss. This is certainly one of the stronger ones on the 7c.

Top left: The LNB and both flowers are doubled

Bottom left: The RNB and both flowers are doubled.

Top right: There is doubling in the upper left spandrel lines

7c Edward 1R82 Major Re-entry LL Design LRNB left inner oval, UL Spandrel

Courtesy of Earl Noss



King Edward VII 7c by Jim Jung



7c Edward Reentry CANADA POSTA, LR 7 and spandrel



## King Edward VII 7c by Jim Jung

7c Edward Reentry CANADA POSTA, LR 7 and spandrel



Re-entry in letters of CANADA POSTAGE, CEN, right 7, RNB and lower right spandrel lines



## King Edward VII 7c by Jim Jung



This nice re-entry show doubling at the lower right spandrel lines, right 7 and lower inner frameline

7c Edward Reentry  
LR 7, spandrel lines  
and bottom leaf





## King Edward VII 7c by Jim Jung

A re-entry with doubling  
in both Numeral boxes,  
the left two flowers, both  
7's and the lower right  
spandrel lines



7c Edward Reentry  
LRNB, LR 7, LR  
Spandrel lines LL 7  
and Leaves



King Edward VII 7c by Jim Jung



Sc92 pos.1L48 Earl Noss



## King Edward VII 7c by Jim Jung



As you can see, every corner of this stamp has doubling. The upper right spandrel and crown show extra strong doubling as well as ENT of CENTS.

Sc92 pos.1L48 Earl Noss