

# NEWSLETTER

## CANADIAN RE-ENTRY STUDY GROUP

This issue features five re-entries found by Ron Waldston on the One Cent Edward. This is the last Newsletter of 2004 but you will be receiving it in January 2005.

On behalf of John Jamieson, Don Williams and myself I would like to wish everyone a Happy and prosperous 2005.

### King Edward VII Issue 1903 - 1908 C.S. #89 - Figure 1

Here is a lovely major re-entry . There is a line running across the top of the stamp from frameline to frameline.

The oval above 'CANADA POSTAGE' shows lines of re-entry from above the second 'A' of 'CANADA' around to the 'A' 'POSTAGE'.

The letters 'NADA' of 'CANADA' and all the letters of 'POSTAGE' are re-entered.

The lower inside oval above the 'ONE' and above the 'E' of 'CENT' show lines of re-entry. Also the 'N' and 'T' of 'CENT' are re-entered.

At the lower right the '1' box is doubled at the left and bottom. The right frameline is doubled from the bottom frameline up to a point even with the King's shoulder.

### Figure 2

This is another major with most of the bottom third of the stamp re-entered. Pretty much everything is re-entered except the right and left framelines and the 'T' of 'CENT'!

### Figure 3

Very similar to Figure 2 except the 'T' of 'CENT' is re-entered.

### Figure 4

This stamp also shows strong lines of re-entry on the bottom third. The left box containing `1' is doubled at the top and bottom of the `1'. The leaf above the left `1' is doubled.

All the letters of `ONE CENT' are doubled. The outside oval under `ONE CENT' is doubled. The leaf to the right of the left `1' is doubled.

The bottom frameline shows lines of re-entry top and bottom from the left frameline to a point under the leaf to the left of the right `1'.

There is also a line of re-entry above the right `1'.

The King's cloak is also heavily re-entered on the left side.

### Figure 5

This last Edward is re-entered in the lower left quadrant, top and right side.

The inside oval is re-entered from the King's cloak back to a point over the `C' of `CENT'. The outside oval is re-entered from a point to the left of the King's mouth around to below the `E' of `ONE'.

The left box containing `1' is re-entered top and bottom.

The bottom frameline is doubled from the left frameline to under the `E' of `ONE'. The leaf to the right of the `1' is doubled as well as the `O, E and C' of `ONE CENT' are doubled.

On the right side the inside oval is re-entered from a point under the `E' of `POSTAGE' around to the top of the King's shoulder.

The outside of the oval is re-entered from above the `T' of `POSTAGE' around to a point just below the top of the King's shoulder.

The right frameline is doubled on both sides from the top right down to a point even with the `G' of `POSTAGE'.

At the top of the stamp the top frameline is doubled from the left to the right frameline. The outside oval is doubled from the last `A' of `CANADA' around to the `O' of `POSTAGE'.

As well the `DA' of `CANADA' and the `P, O, S, T, G and E' are all doubled.

**King George VI Peace Issue 1946 C.S. #269**

**Figure 6**

This is the last stamp of the Peace Issue that Ron Waldston found to have been re-entered. The re-entry occurs along the left frameline for approximately three quarters of the frameline starting at the top of the stamp.

Ron has found five copies of this re-entry.

**All correspondence should be sent to:**

Hal Kellett  
231 Briarvale Bay  
Saskatoon, SK  
S7V 1B8

Ph. 306-374-4282  
email: [hkstampsandcovers@shaw.ca](mailto:hkstampsandcovers@shaw.ca)

**Dues, address changes to:**

John Jamieson  
Box 1870  
Saskatoon, SK  
S7K 3S2

Ph. 306-931-6633  
email: [ssc.john@saskatoonstamp.com](mailto:ssc.john@saskatoonstamp.com)






FIG. 1







FIG. 2







FIG. 3



FIVE ————— FIVE



FIG. 4





F/15.5







FIG. 6