

VOLUME 21 NUMBER 3 JULY - AUG - SEPT WHOLE NUMBER 93

# NEWSLETTER

## CANADIAN RE-ENTRY STUDY GROUP

Now that summer is over it is time to get back to the world of stamps although around Saskatchewan and Alberta it still seems like summer as we have had temperatures in the high 20's for the first two weeks of October. Marie and I took a trip to Edmonton on the October 4th weekend and the golden shades of the trees and the fields were spectacular.

In this issue I would like to highlight some of the re-entries in the Edward V11 issue - the 1 cent, 5 cent and 10 cent issues. Ralph Trimble once told me he was particularly interested in the 5 cent issue - so I hope you enjoy these Ralph.

All of the re-entries in this issue are from Bill MacDonald's collection of King Edward V11 issue 1903 - 1908.

### Five Cent Blue CSC #91

Recess Printed by American Bank Note Co., Ottawa in sheets of 200 in two panes of 100  
VERY STRONG RE-ENTRY - Position Unknown




Figure 1

**VOLUME 21 NUMBER 3 JULY - AUG - SEPT WHOLE NUMBER 93**

This is a twisted re-entry counter clockwise. Starting at the top left the outside frame line is doubled from the top of the stamp to a point even with the King's nose. Shade lines around the left crown and in the crown are doubled as are inside frame lines running north and south, east and west. Moving to the upper right, the outside frame line, shade lines and right crown are doubled.

The bottom right shows that the inside frame lines, both leaves and part of the '5' are doubled. On the lower left, the outside frame line is doubled from the left side of the stamp to where the frame line meets the oval. The numeral box and '5' are doubled as are the shade lines and both maple leaves.

Shade lines in the oval are all re-entered from the last 'A' in 'CANADA' back to the left ending between the 'T' and 'S' of 'CENTS'. All the letters of 'CANADA' are re-entered as is the 'P' of 'POSTAGE'. All letters in 'FIVE CENTS' are re-entered.

The shade lines on the left side of the King's face are all doubled from his right shoulder up to a point about even with his hair line. Shade line in the nose and cloak are doubled. Quite a stamp!



Figure 2

Here is another nice re-entry on the Edward five cent blue.



**VOLUME 21 NUMBER 3 JULY - AUG - SEPT WHOLE NUMBER 93**

The frame line, upper left, is doubled from the top of the stamp to where it meets the oval. The inside frame line is doubled from the top to where it meets the oval. The upper left crown shows signs of doubling.

The top frame line is doubled from a point even with the 'D' of 'CANADA' to the right side of the stamp. The shade lines around the right crown are all doubled and the right crown also shows doubling.

Moving down to the lower right, the outside and inside frame lines are doubled from the oval to the bottom of the frames. The numeral box and '5' are also doubled as is the maple leaf above.

The bottom left of the stamp has re-entries in the shade lines, both maple leaves, numeral box and '5'. The bottom frame lines is doubled from the left side of the stamp to the bottom of the oval.

There are remnants of a guide line up the left side, most noticeable in the lower left corner. The 'C,A,A,D and last A' of 'CANADA' are all re-entered as are all the letters of 'POSTAGE'. All letters in 'FIVE' and the 'ENTS' of 'CENTS' are re-entered. The right side of the King's cloak shows signs of re-entry.

The lines forming the oval are re-entered on the left side of the 'C' of 'CANADA' to a point even with the 'F' of 'FIVE'. On the right side of the stamp, from a point even with the King's neck around to the 'S' in 'CENTS'.

Another nice re-entry!

**ONE CENT GREEN #89**

**NICE MISPLACED RE-ENTRY - Position Unknown**




Figure 3

## VOLUME 21 NUMBER 3 JULY - AUG - SEPT WHOLE NUMBER 93

Here is a nice misplaced re-entry on the one cent green King Edward Issue. This re-entry was shown in the May - August 1984 issue of the Canadian Re-Entry study Group Newsletter, Vol 3, No. 3. Normally we wouldn't reproduce it again, however Bill MacDonald's notes did not mention guidelines across the top and in the left numeral box.

The two dark spots in the bottom are the bottoms of both misplaced '1' and the line underneath both is most likely the upper edge of the bottom frame line. Note the small dots of re-entry above the 'N' of 'ONE'".

Here is another good re-entry on CS #89.

### CSC #89 - Position Unknown




Figure 4

The details of the re-entry is very fine. Note guide dot on the left side, middle. The upper left portion of this stamp shows that the crown is dotted with small re-entries. The inside and outside frame lines alongside the crown are doubled.

The outside frame line is doubled all along the top of the stamp. The outside oval has small dots of re-entry from the 'N' of 'CANADA' around to the 'O' of 'POSTAGE'. The shade lines around the right crown are doubled and there are small dots of re-entry in the crown.

The outside right frame line is doubled from the center of the oval to the bottom of the stamp. The inside right frame line is doubled from the bottom of the right numeral box to where the frame line meets the oval.

Both leaves on the bottom right show small dots of re-entry. Three sides of the numeral box are re-entered. The bottom frame line is doubled all along the bottom of the stamp. The inside frame line is also doubled. The bottom of the '1's' are doubled.



**VOLUME 21 NUMBER 3 JULY - AUG - SEPT WHOLE NUMBER 93**

The outside oval is doubled with small dots under the 'N and E' of 'ONE' and under and slightly beyond 'CENT'. The letters 'N,E' of 'ONE' are re-entered as are the letters 'CEN' of 'CENT'.

The King's cape shows small dots of re-entry on the bottom half of the cape. The King's forehead also has small dots of re-entry visible.

**SEVEN CENT OLIVE BISTRE CSC # 92  
MAJOR RE-ENTRY (Position 1R12)**



**Figure 5**

The doubling of the left and right '7's' is the main characteristic of this lovely re-entry. The outside upper left and upper right of this stamp is basically all re-entered. All the letters in 'CANADA POSTAGE' are re-entered, except the 'P'.

The bottom third of the stamp has small dots of re-entry on the left side of the King's cape, all letters in 'SEVEN' and the 'CEN' of 'CENTS'. The King's beard and moustache line are doubled and there is a doubling along the King's nose.

I'll finish this edition with a description of a nice Newfoundland Major Re-entry.

VOLUME 21 NUMBER 3 JULY - AUG - SEPT WHOLE NUMBER 93

1865 DECIMAL CURRENCY ISSUE

The New York Printings 1865 - 1879 (Position 1R12)

Printed by the American Bank Note Company, New York in sheets of 100-10x10

TWENTY-FOUR CENT BLUE (100,000 Issued)

CSC #31 Major Re-entry from Position 9 in the Plate



Figure 6

Bills notes say that LOWE mentions a re-entry at Position 9 but does not describe it.

There are two small lines of entry at the middle left outside of the pillar. Around to the upper right and just under the scroll of the right pillar there are 3 short, strong lines of entry.

There are five small dots in the portrait frame, right side. At the bottom right, small dots of re-entry are in the oval around the '24', small dots in the '24' and strong small lines under the '2'.

There are 2 strong dots in the small triangle to the left of the right '2'. Strong lines also appear under 'CENTS'. There are small dots in 'ENTS' of 'CENTS'.

**VOLUME 21 NUMBER 3 JULY - AUG - SEPT WHOLE NUMBER 93**

Fairly strong, short lines appear under the left `24'. There is a small dot in the left `2' and four dots in the left `4'.

Finally there are extra small lines under the left side of the Queen's necklace.

We hope you all have a good fall and happy hunting at all those Fall Bourses!

**All Correspondence should be sent to:**

Hal Kellett  
231 Briarvale Bay  
Saskatoon, Sask.  
S7V 1B8

Ph. 306 - 374 - 4282  
E-mail - [hkstampsandcovers@shaw.ca](mailto:hkstampsandcovers@shaw.ca)

**Dues and address changes to:**

John Jamieson  
Saskatoon Stamp Centre  
Box 1870  
Saskatoon, Sk.  
S7K 3S2

Ph. 306 - 931 - 6633  
Fax: 306 - 975 - 3728