

VOLUME 20 NUMBER 4 OCT - NOV - DEC WHOLE NUMBER 90

NEWSLETTER

CANADIAN RE-ENTRY STUDY GROUP

It has been a mild winter in the West so far, with only one major snow fall. We had rain in January in Saskatoon, something that is quite rare. Ice everywhere! Marie and I are going to be in Victoria for the month of February and we are looking forward to green grass and flowers.

There are three similar major re-entries on Canada's Specialized #4. The first article in this issue points to some characteristics of each re-entry on positions 80, 47 and 34. These were supplied by Saskatoon Stamp Centre from a proof sheet in their possession.

Canada Specialized Catalog #4 Position 80




Figure 1

All three positions, 80, 47 and 34, have strong lines of re-entry in 'THREE PENCE' and are therefore hard to distinguish from each other unless you have all three in front of you or are familiar with their certain characteristics. Figure 1 shows position 80 of Canada #4.

Characteristics of position 80:

- *only under the bottom left 3 has been re-entered.
- * the horizontal frame line above the upper left 3 is doubled.
- * the re-entry in 'THREE PENCE' is higher than position 47.

A STUDY GROUP OF THE BRITISH NORTH AMERICAN SOCIETY

Position 47




Figure 2

Characteristics of Position 47:

- * In addition to the re-entries in the letters, all of the '3's' are re-entered.
- * the upper frame line is weak.
- * the inside right and left frame lines extend to the bottom frameline.

Position 34




Figure 3

VOLUME 20 NUMBER 4 OCT - NOV - DEC WHOLE NUMBER 90

Characteristics of Position 34:

* both of the bottom left and bottom right '3's' are re-entered.

Canada Specialized Catalog #77
Positions Unknown



Figure 4

A STUDY GROUP OF THE BRITISH NORTH AMERICAN SOCIETY

VOLUME 20 NUMBER 4 OCT - NOV - DEC WHOLE NUMBER 90

This is a beautiful mint margin block of #77 with re-entries on every stamp, even though fairly minor. Starting at the upper left, the upper left frame line is re-entered from the left edge out to the left maple leaf.

The upper right stamp has been re-entered as well, along the upper frame line. There are double lines of re-entry from the left edge of the stamp. The top line of re-entry runs to the end of the leaf.

The second line of re-entry runs between the first re-entry described and the frame line. This re-entry is shorter and runs to about even with the centre of the leaf. The 'N' and 'A' of 'CANADA' show small lines of re-entry. The upper right maple leaf is re-entered. There is also a short re-entry in the oval to the right of the 'E' in 'POSTAGE'.

The lower left stamp is re-entered along parts of the top of the stamp. Some of the shade lines under the upper left maple leaf are re-entered. There is a very small line of re-entry at the upper left corner of the stamp. The top frame line is doubled from the 'P' to the 'S' of 'POSTAGE' and a smaller doubling above the extreme right of the upper frame line. Some of the shade lines to the left of the right maple leaf are doubled.

The bottom right stamp's upper frame line is doubled from the left side, even with the vertical frame line, to a point even with approximately the end of the upper right maple leaf.

A nice re-entered block of 4.

Canada Specialized Catalog #41

Here are four more three cent small queen re-entries sent to us by Ron Walston.



Figure 5

This stamp is extensively re-entered along the bottom third, outside the oval. The scroll work around the left '3', the left '3', 'CENTS' and the scroll work around the right '3' are all doubled with the left side showing the stronger re-entries.



Figure 6

Shade lines in the upper left and upper right are doubled, as is the extreme right side of the stamp. The inside oval frame is doubled running from the Queen's eye around to the bottom of her neck. Shade lines above the right '3' are doubled. Scroll work to the left of the left '3' is doubled.



Figure 7

There are strong lines of re-entry along the top of this stamp. The bottom of the stamp is also re-entered.

Starting at the upper left the shade lines in the upper left scroll are doubled. The outside line of the stamp is doubled from the top of the stamp to where it joins the outside frame

VOLUME 20 NUMBER 4 OCT - NOV - DEC WHOLE NUMBER 90

line of the oval. The outside oval line is doubled from about the middle of the Queen's hair to the middle of her neck.

All of the letters of 'CANADA POSTAGE' are doubled. The upper right scroll work shows signs of doubling as do the shade lines in the scroll. The left and right '3's' are re-entered. As well the bottom frame line is re-entered all across the bottom of the stamp.



Figure 8

Although this particular stamp does not show as strong re-entries as the previous '3', it is still a nicely re-entered stamp. Shade lines in the upper left scroll and the extreme upper left of the scroll is doubled. The 'C,N and D' of 'CANADA' are re-entered. All the letters of 'POSTAGE' are re-entered. The upper right scroll is re-entered at the top of the scroll. Shade lines to the left of the left '3' are re-entered.

Many thanks to Ron for these Small Queens. We would also like to express our thanks to all those members who submitted their re-entries for publication this past year.

We hope that the New Year brings you happiness and good health.

Dues for 2003 are due - still \$10.00 per year.

All Correspondence should be sent to:

Hal Kellett
231 Briarvale Bay
Saskatoon, Sask.
S7V 1B8

Ph. 306 - 374 - 4282
E-mail - hkstampsandcovers@shaw.ca

Dues and address changes to:

John Jamieson
Saskatoon Stamp Centre
Box 1870
Saskatoon, Sk.
S7K 3S2

Ph. 306 - 931 - 6633
Fax: 306 - 975 - 3728