

Canadian Re-entry Study Group

Ralph E. Trimble
Box 26556, Markville P.O.
Markham, Ontario
CANADA L3R 0M4

BNAPS PSSC CC RPSC PHSC CPSGB
APS APRL APES WU30 EFOCC

E-MAIL ADDRESS: Ralph_Trimble@magic.ca

Whole No. 68

JANUARY — FEBRUARY 1995

Vol. 14, No. 1

TABLE OF CONTENTS

Page 1	ON THE ADMIRAL FRONT
	A BEAUTIFUL RE-ENTRY ON THE 3¢ BROWN ADMIRAL
2	A MAJOR RE-ENTRY ON THE 1¢ SMALL QUEEN
3	(Cont'd)
4	A SECOND MAJOR RE-ENTRY ON THE 2¢ SMALL QUEEN
5	A RE-ENTRY ON NFLD #39, 3¢ BLUE
6	A MARVELOUS MAJOR RE-ENTRY ON NFLD #156
7	(Cont'd)
8	THE BUSINESS SIDE
	MEMBERSHIP REPORT
	FEES RENEWAL NOTICE
	BNAPEX 95 — EDMONTON, ALBERTA — SEPTEMBER 1-3
	A RE-ENTRY GROUP EXHIBIT???
—	(Attachment) Letter from Paul Burega re: BNAPEX 95 Study Group Exhibits

Canadian
Re-entry
Study
Group

Ralph E. Trimble
Box 26556, Markville P.O.
Markham, Ontario
CANADA L3R 0M4


BNAPS PSSC CC RPSC PHSC CPSGB
APS APRL APES WU30 EFOCC

E-MAIL ADDRESS: Ralph_Trimble@magic.ca

Whole No. 68

JANUARY — FEBRUARY 1995

Vol. 14, No. 1



ON THE ADMIRAL FRONT

by R. Trimble

A BEAUTIFUL RE-ENTRY ON THE 3¢ BROWN ADMIRAL

It's been quite some time now since I last showed a re-entry from Scott #108, the 3¢ brown Admiral. Above you see one that was submitted by member W. James Beattie of Pembroke, Ontario.

This is one of the very nicest re-entries I've seen on this issue. The doubling in the LNB is quite spectacular - the '3' shows a significant shift southwards, as well as the top line of the numeral box showing a wide separation. There is also a line of doubling in the top bar of the 'T' of THREE, and the centres of the 'H' and 'E' both show doubling.

On checking for the last re-entry I presented on this particular stamp, I found it to be a diagram submitted by Hans Reiche of 23LL100, way back in Issue #24, May-June 1986, Vol. 5, No. 3, p. 21. This stamp looks like it could actually be the same re-entry that Hans illustrated then, but unfortunately I don't have any photos other than the above to substantiate that. If James could check his copy for the other markings that Hans detailed and let me know if his matches, I'd be happy to publish this information in a later issue.

Thanks for submitting your stamp, James!

A MAJOR RE-ENTRY ON THE 1¢ SMALL QUEEN

by R. Trimble




(The 'S' is the clearest detail showing here.)




Member Ron Smith of Fredericton recently wrote me in regard to a 1¢ SQ he has and in his letter he asked about any other re-entries on the 1¢ as so few are listed anywhere. On checking my files, I realized that I had these photos, but had never run them for you. They show a fairly strong re-entry in CANADA POSTAGE (particularly the 'AN', 'P' & 'S'), the bottom of the frame, the top of ONE CENT, 'squeezing' in both 1's, and the bottom of the portrait oval. (Cont'd)

THE 1¢ S.Q. (Cont'd)





(Check out the portrait oval above and below.)



While the details may not look particularly heavy in these photos, it is because the doubling is actually quite thick and heavy on the stamp, and so there are few 'spaces' in the doubling for the white of the paper to show through. The line in the top of ONE CENT, for example, is actually quite strong, but it blends in with the surrounding design and does not 'seem' to be as clear in the photos. Actually, this stamp 'may' be the re-entry from C26, AFTER the 'Strand of Hair' wore off! I have a stamp with an *extremely* similar re-entry with a tiny, faint 'strand'! §

A SECOND MAJOR RE-ENTRY ON THE 2¢ SMALL QUEEN

by R. Trimble



In the continuing saga of 2¢ S.Q. Major Re-entries (see past issues for more on these), the one you see above is, in my opinion, probably second only to THE Major (Position #97, Montreal printing). The doubling of the L.L. corner is spectacular, to say the least. There is also doubling in much of CENTS, the right '2', and the right outer frame. The plate position is not yet known, but Bill Simpson does have it as the U.L. stamp in a block of four. It is R&S Fig. 3-9. §

A RE-ENTRY ON NFLD #39, 3¢ BLUE


by R. Trimble



Hmmm! It's hard to believe that in fourteen years of publishing this Newsletter, I've shown you only one single re-entry on the 3¢ blue rouletted issue of Newfoundland. Seems like I know of only the two, in fact! Any reports of others out there? Anyway, note the strong doubling in both U.R. & L.R. corners, particularly the outer ornaments and the '3'. Thanks to Bill MacDonald. §

A MARVELOUS MAJOR RE-ENTRY ON NFLD #156

by R. Trimble



(Note the doubling of the U.R. corner in the photo below.)




Bill MacDonald, who has come up with most of the NFLD re-entries seen in these pages lately, has discovered an incredible Major Re-entry on Scott #156, the 15¢ blue of the Publicity Issue of 1928. Note the doubling of NEWFOUNDLAND POSTAGE in the above photos. (Cont'd)

A MARVELOUS MAJOR (Cont'd)



(The numeral below shows the clearest extent of the shift.)



In the above photos, examine the numeral 'boxes' carefully. Notice the tops of both 5's doubled out into the white background, particularly in the bottom photo of the L.R. corner. There are also numerous portions of the numeral 'box' ornaments that are doubled. In the top photo, note the 'R' of FIRST and the 'L' of AIRPLANE, as well as the 'F' of FIFTEEN.

Not visible here, there is also considerable doubling found in the central design, as well as in the right margin. This is an extremely significant Major Re-entry over the entire design! If any member should find a copy and wish to sell it, please contact me with your asking price. §

THE BUSINESS SIDEMEMBERSHIP REPORT

I would like to welcome one new member to our group:

#101 John G. McEntyre, Montreal, Quebec.

• FEES RENEWAL NOTICE •

Well, gang, membership renewals are way down from this same time last year. There are still at least two dozen members who have not sent in their renewals as of yet, and so this will be their final Newsletter. I do hope the fees increase for 1995 did not make some of you decide not to renew. Those of you who have still not sent in your fees will find a FINAL NOTICE enclosed and the '94' on your mailing label will be circled in red. Interestingly, there were at least two members who were already paid up for '95 who sent along cheques anyway! My sincere thanks to those of you who submitted your fees quickly, and a special thanks to those who enclosed a little extra as a donation. Your support is sincerely appreciated!

BNAPEX 95 — EDMONTON, ALBERTA — SEPTEMBER 1-3

A RE-ENTRY GROUP EXHIBIT???

It has been suggested that each study group mount a single-frame exhibit of 16 pages to show the type of material the members of each group collect. The exhibit can be made up of pages submitted by one member or 16 members or any number in between! I think this is a great idea and I would like to request the help of those of you who would be interested in putting together such an exhibit.

To help clarify exactly what is being requested, I am attaching a copy of the letter I received from Paul Burega, the BNAPEX Membership Chairman, and a member of our own group. Please read the letter, decide if you wish to participate, and let me know A.S.A.P. As you can see from the letter, I have to notify Paul no later than May 15th whether or not our group wishes to participate.

So, if we have 16 members who would like to submit a single page each, or 8 members who would like to submit 2 pages each, or one member who would like this opportunity to show off a full 16 pages, or whatever, please let me know — SOON!

I, myself, have never exhibited any of my material, so I won't be putting anything in. I mention this for the benefit of those of you who might have thought that I would go ahead and fill all 16 pages myself if none of you volunteered. Yes, I do go ahead and write whole issues of the Newsletter even when I don't have any submissions from you (unlike some study group chairmen who simply don't put out newsletters if they don't have material sent in by their members), but not this time! If none of you volunteer to do this, our group will not have an exhibit!

While thinking about this, I had a concern that some of you might very reasonably have reservations about sending some of your re-entry material for such an exhibit (whether it be some of your computer generated pages, or typed, or hand-prepared pages, etc., etc.). While I have not checked with any of the BNAPEX committee members on this, I had a thought that perhaps we could make use of modern technology and that some of you might be more at ease if you considered submitting colour photocopies of your page(s), instead of sending the actual material. Oh, I'm sure the organizing committee, as well as the viewing public (i.e. BNAPS members) would prefer the 'real thing,' but what the heck, colour photocopies would be better than nothing, and you wouldn't even have to worry about getting your material back safely. So, please give it some thought and let me know what you think. We need to act quickly on this, folks. §

Paul M. Burega
Membership Chairman

THE *British North America*
Philatelic Society LTD.



16 Aldgate Crescent
Nepean, Ontario
Canada K2J 2G4

February 9, 1995

Dear Study Group Chairman:

I am writing to you to get your participation in BNAPEX'95, being held in Edmonton, Alberta September 1-3, 1995. At last year's convention, people remarked, and I commented on, that the exhibits at the BNAPEX did not show the full range of BNA Collecting Interests. How can BNAPS support and foster the BNA collector, when someone looking at the exhibits sees only a small portion of BNA Philately? A portion that is heavy on postal history, and light on stamps.

We have made arrangements for each study group to have a 1 frame exhibit, of material on that study group, with the idea of disseminating information of what can be collected in a particular area. These 1 frame exhibits will not be judged by the traditional BNAPEX judges, but instead will be judged by the attendees of the convention. A prize will be awarded to the exhibit chosen by BNAPS members.

We want each study group to contribute one frame, showing a variety of material from that area. Each study group chairman can choose whether one or two or sixteen people put the frame together. Ask your members through your newsletter to help out. These are not to be highly specialized 1 frame exhibits, but exhibits which show the diverse range of BNA material being collected. We want to attract people to the study group areas, so the exhibit should be fun, interesting, and does not need expensive material to be shown.

I would like a response from each study group if they wish to participate or not. A response card and self-addressed envelope are enclosed. Please return to Paul Burega by May 15th, 1995. John Powell, president of the Edmonton Stamp Club and BNAPEX'95 Exhibits chairman informs me that there will be a charge of \$10.00 Canadian per exhibit, which will be used to offset the expense of the awards to be given out.

No need to attend the convention in order to participate. Either mail in the exhibit, or have a study group member bring the exhibit. We want to bring back some of the fun and learning and sharing at a BNAPEX. This will be a great opportunity to obtain new members for your study group. And a great way to have a group project in your study group to create the exhibit. And remember, the exhibit is for BNAPS members, NOT the judges.

I am very excited about this project. I hope that you can lend a hand to help make this a success. Think about how you will organize the exhibit, publicize it in your newsletter, and mail back the enclosed form to let me know if you are going ahead. All exhibits will be hand carried or mailed to the exhibition.

Paul Burega
BNAPEX Membership Chairman
enclosures (3)

BNAPS — "The Society for Canadian Philately"
An Affiliate of the American Philatelic Society and The Royal Philatelic Society of Canada