

**Canadian  
Re-entry  
Study  
Group**

Ralph E. Trimble  
Box 26556, Markville P.O.  
Markham, Ontario  
CANADA L3R 0M4

BNAPS PSSC CC RPSC PHSC CPSGB  
APS APRL APES WU30 EFOCC

Whole No. 66

SEPTEMBER — OCTOBER 1994

Vol. 13, No. 4

TABLE OF CONTENTS

Page 29	A NICE RE-ENTRY ON THE 5¢ REGISTERED
30	THE RE-ENTRY FROM POSITION #80 ON THE 12½¢ DECIMAL SMALL QUEEN COLLECTORS TAKE NOTE!
31	SOMETHING NEW HAS BEEN ADDED TO MY MACINTOSH — A SCANNER ADDITIONAL INFO ON THE HALF CENT NUMERALS — RIGHT PANE
32	(Cont'd)
33	(Cont'd)
34	A STRONG RE-ENTRY ON THE 1¢ ADMIRAL
35	ANOTHER NICE RE-ENTRY ON THE 14¢ NFLD DOG
36	THE BUSINESS SIDE MEMBERSHIP REPORT AND ANOTHER SILVER MEDAL !! OUR LAST ISSUE! E-MAIL ADDRESS CHANGE TERRIBLY SORRY FOR THE DELAY

---

# Canadian Re-entry Study Group

Ralph E. Trimble  
Box 26556, Markville P.O.  
Markham, Ontario  
CANADA L3R 0M4

BNAPS PSSC CC RPSC PHSC CPSGB  
APS APRL APES WU30 EFOCC

Whole No. 66

SEPTEMBER — OCTOBER 1994

Vol. 13, No. 4

---



## A NICE RE-ENTRY ON THE 5¢ REGISTERED

by R. Trimble

It's been some time now since I last showed you a re-entry on the 5¢ Registered Letter Stamp, Scott #F2. I did mention one in Issue #63 that I was shown by Harry Lussey at BNAPEX 93, but I don't yet have that one on film.

The one seen above is from Plate II, the sheet of 100, arranged 5 X 20, and is from Position #80 on that plate. Note the strong line in the top of the 'E' of REGISTERED, and the line in the top of the 'T' of STAMP directly below it. The clarity of these lines makes this an easy stamp to identify.

I've had a copy of this re-entry for quite some time, but the detail in the 'E' was marred by the cancellation. It wasn't until member Michael Smith sent the above lovely, clear copy to show me that I was finally able to photograph this position in all its glory.

(If any member has a copy of the misplaced entry mentioned in Issue #63 that Harry Lussey discovered, please send it to me to photograph.) §

THE RE-ENTRY FROM POSITION #80 ON THE 12½¢ DECIMAL

by R. Trimble



In the last Issue I showed you a very prominent re-entry on the 12½¢ Decimal from Position #71. Above is another very nice one from the same proof sheet from Position #80. Note the strong doubling of the inner and outer vertical framelines, as well as the doubling in the numeral and the tiny squares forming the background to the spandrel.

This doubling is somewhat typical of a number of other positions, although this one is one of the strongest. §

SMALL QUEEN COLLECTORS TAKE NOTE!

by R. Trimble

The latest catalogue to arrive from John Jamieson's SASKATOON STAMP CENTRE (Box 1870, Saskatoon, Sask., CANADA S7K 3S2, Phone 1 800 667 6900) included his Literature Catalogue. On the very front page is something that many of our collectors of the Small Queen Issue may have been waiting for for years! John now has available Gummed Labels of line drawings of the 1¢, 3¢ & 6¢ SMALL QUEENS!!!

The text of his ad reads: Gummed Labels showing line drawing of stamp enlarged to 45x55mm. Ideal for mounting with your stamps to illustrate varieties, re-entries & plate flaws. Pkg of 50.

His price per package of 50 is \$8.95 CDN, \$7.79 US, plus tax and shipping. Canadian shipping is 5%, minimum \$3, while shipping to the U.S. is 10%, \$6 minimum. (Those are his literature rates, which I assume apply to these labels as well.)

Be sure to specify 1¢, 3¢ or 6¢. (Sorry I don't have a sample to show you here, but the catalogue just arrived as I was putting this Newsletter together.) Call John if you need more info.

SOMETHING NEW HAS BEEN ADDED TO MY MACINTOSH — A SCANNER by R. Trimble

In the last issue I told you that I had made an addition to my computer set-up and asked you for your comments. Well, since I didn't hear from any of you, I'll just tell you!

I have acquired a Caere OmniScan Hand Scanner, which is the perfect width for scanning my 4" X 6" photographs. For you computer 'techies' out there, it is a true 8-bit, 400 dpi, 256 grayscale scanner. It is a "Complete Scanning Tool Kit" all in one! ... It came complete with Image Assistant GS software for image-capturing and enhancement; OmniPage Direct for OCR (optical character recognition) for text-recognition ... scanning recognizable text directly into my word processor; and FaxMaster for OCR of received faxes.

For the 'non-techies', a scanner creates a digital image of a photograph, text or drawing that it is passed over, which is then stored on my hard drive. Using the software, I can lighten, darken, alter the contrast, and of particular importance, sharpen the image as much as I wish. (There are also all sorts of other 'special effects' that I would never use on my Newsletter photos, but are certainly fun to play with! For example, you should see what a ONE HALF PENNY looks like when it has been 'embossed'! WILD!!!)

Anyway, you may be interested to know that EVERY SINGLE PHOTOGRAPH in the last Newsletter (and THIS one) was scanned directly on to my pages, rather than using the old 'cut and paste' method! ... I used to type my pages on my Mac and insert a box or boxes large enough for the photograph(s), which I then manually glued on to the pages after printing them. Then I would take the pages with the various coloured photos attached and try to photocopy them so that the photos showed as good a contrast as possible to show the re-entry details, while also being able to get the text to come out clearly enough so it would not be too light. This was a constant problem. Now I can adjust the tone, contrast and sharpness of every photograph directly on my screen before I even print it! Then I simply 'insert' the images directly into my word processor pages.

Indeed, many of Michael Rixon's 3¢ S.Q.'s in the last issue were extremely pale with very smudgy borders. (Typical 3¢ S.Q.'s!) Even many of the letters were dark and smudged with cancellations, etc. Using my software, I was able to go in and sharpen the blurred images and actually 'erase', pixel by pixel, many smudges and cancel markings that might also be mistaken for part of the re-entry, as well as 'cleaning up' the image! I even 'whitened' the margins!

The biggest 'drawback' to all of this, is, of course, the tremendous amount of time involved in doing the actual scanning and image manipulation. BUT, I think the results are worth it!

What do YOU think??? §

ADDITIONAL INFO ON THE HALF CENT NUMERALS — RIGHT PANE by R. Trimble

Member Don Blair of Bloomfield Hills, Michigan recently wrote to tell me that he had examined a full Right Pane of the HALF CENT NUMERAL, Scott #74. The first thing he wanted to tell me was that he had identified Photo #5 at the top of page 6 of Newsletter #28 as Position #4. While I had also acquired a full Right Pane several years ago, I neglected to up-date the info in my previous article, so, the feather goes to Don for bringing this to my attention.

Don also enclosed some diagrams of a few other positions that were not examined in that earlier article and these diagrams are reproduced for you on the following two pages. Don's markings were originally in red ink and when I photocopied his pages, these markings did not come out very clearly. As they are going to be copied yet again when the Newsletter is printed, I have darkened his lines somewhat so that you can see them clearly.

I have documented some 21 re-entries on the HALF CENT NUMERAL in the section in my book on BNA RE-ENTRIES and they will hopefully all be illustrated with photographs. As the book is still going to be awhile in coming, however, the accompanying diagrams should at least aid in identifying some of these stamps that you may have in your collections.


My thanks go out to Don for reminding me of these stamps and for submitting his report.

(See the following pages for Don's illustrations.)

(Cont'd)

ADDITIONAL INFO (Cont'd)

PLT. 1 - PAGE RIGHT



POSITION  
14



POSITION  
15




POSITION  
25


(Cont'd)

ADDITIONAL INFO (Cont'd)

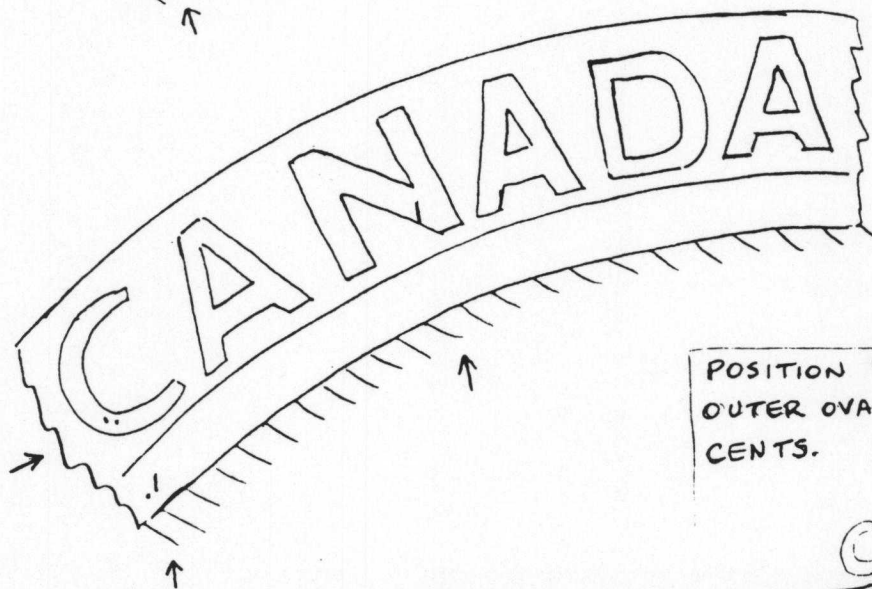
PLT. 1 - PANE RIGHT



POSITION  
55

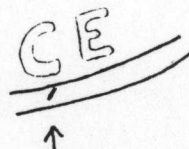


POSITION  
74



POSITION  
86


POSITION 96 SHOWS MARK IN  
OUTER OVAL BELOW "C" OF  
CENTS.



S

A STRONG RE-ENTRY ON THE 1¢ ADMIRAL

by R. Trimble




It's been awhile since I showed a re-entry on the 1¢ Admiral, so here's a nice one that I came across in my photo file. Note the doubling of both 1's; both the left and right framelines; and the marks in the lower portions of the letters of 'CENT'.

I'm sorry, but I neglected to label the backs of the photos with the owner's name, so I can't give credit where it is due. If this is your stamp, please drop me a line. Sorry about that! §

ANOTHER NICE RE-ENTRY ON THE 14¢ NFLD DOG

by R. Trimble



Way back in Issues #38 & 42 I showed you the various re-entries on the 14¢ Newfoundland Dog of the Long Coronation Issue, Scott #238, that were known at that time. Since then a few more have turned up, including the lovely one you see above.

I discovered this one in the upper left of a mint block of four with full selvedge on the left side. Note the exceptionally strong doubling of the left frameline. There is also doubling in the bottom of the 'S' of POSTAGE, and of the inner frameline to the right of that letter. The backside and the tail of the dog also show doubling of lines.

Having examined Don Wilson's partial sheet of 83 some time ago, which was missing positions 71, 81 & 91, and having also examined a L.L. corner block of four, which eliminates #'s 81 & 91, (with another re-entry I'll show at a later time), I've narrowed this re-entry's position down to #71 on the sheet. However, my notes seem to indicate that this position is not correct, but I seem to have neglected to note the reason. If any member has any information on the left column of this sheet and can confirm or deny the above conclusions, I'd appreciate hearing from you.

My thanks to Don Wilson of St. John's for also providing me with this block to examine. §



THE BUSINESS SIDEMEMBERSHIP REPORT

I would like to welcome one new member to our group:

#100 Donald L. Krause, Albuquerque, New Mexico, U.S.A.

Note that we have finally assigned the milestone membership number of '100'! Congratulations Donald! Our 'actual' membership stands at 76 at this time.

AND ANOTHER SILVER MEDAL !!

I'm extremely pleased to announce that Volume 12, 1993 of our Newsletter and Index was awarded a SILVER Medal at STaMpsHOW 94 in Pittsburgh, Pennsylvania in August. This is our Newsletter's FOURTH silver medal!

OUR LAST ISSUE!

Elsewhere in this Issue you will find some information about the 'Something New' that I mentioned last time on this page. While I did not receive any voluntary comments on what the 'new' thing was, I DID write and *request* the opinion of a member who is also an editor in 'real life' and whose opinion I value greatly. While he did not notice any particular difference in the photos (!), he DID comment on the fact that some of the text appeared "distorted or warped in many lines." This comment sent *me* back for a closer look, as I had not noticed this myself. Indeed, he was correct! I finally narrowed the reason for this down to a combination of my inkjet printer and the small size font that I used in many articles last time in an attempt to fit more on to each page. I had been refilling the same ink cartridge in my printer for some time now, and since there is a lot of circuitry contained within the cartridge itself, I decided perhaps it was time to splurge on a new cartridge. This seems to have improved the quality of my printer significantly. I guess I should replace it more often! Anyway, I do apologize for the 'distortions' of much of the text in the last issue and I hope this one will show an improvement. (My thanks to those of you who were diplomatic enough NOT to write and say, "Yeah, I noticed a difference, and it's the pits!") Too many variables at one time, I guess!

E-MAIL ADDRESS CHANGE

In the March-April Issue, #64, I mentioned that those of you with a computer and a modem could reach me by e-mail on the Internet. I did receive two messages from members, but there appeared to be problems on their end when I attempted to reply. I'm not sure what the problem was, but I would like you to use my newer and better e-mail address from now on. This is from a new commercial service that I subscribe to, and it is much more reliable than my old address.

So, my new INTERNET ADDRESS is: [Ralph\\_Trimble@magic.ca](mailto:Ralph_Trimble@magic.ca)

Note that, like my old address, that is an 'underscore,' not a dash, between my first and last name. Also, even though my actual address is the above, when I send messages via the Internet I am supposed to add ,Internet following the address, so my actual address is more accurately: [Ralph\\_Trimble@magic.ca,Internet](mailto:Ralph_Trimble@magic.ca,Internet). If your service does not require you to do that, then please ignore it. Hope to hear from you!

TERRIBLY SORRY FOR THE DELAY

I apologize profusely for the delay in getting this issue of the Newsletter to you. The reason is a combination of recurring illness (bronchitis), plus a job change after 26 years at the same school. I hope to get back on my regular schedule for 1995. Again, sorry about that! §