

Canadian Re-entry Study Group

Ralph E. Trimble
P.O.Box 532, Stn. 'A'
Scarborough, Ontario
CANADA M1K 5C3

Whole No. 42

NOVEMBER - DECEMBER 1989


Vol. 8 , No. 5



MAJOR RE-ENTRIES ON THE 6¢ RED-BROWN SMALL QUEEN - PART 2 by R. Trimble

In the last issue I showed you the Major Re-entry on the 6¢ from A24. This was Hurst's Illustration No.1. [Keep in mind that I am showing the four Majors in the same order that Hurst presented them in his article in TOPICS back in October 1965. See the last issue for complete details of this reference.] A24 is a more 'normal' type of re-entry, with its typical doubling in CANADA POSTAGE and of the lower left corner. The other three Majors are quite different, however. They are all typified by the 'mangled' appearance of the word 'CENTS'. In fact, at first glance it would be quite easy to confuse the three of them. Indeed, this is the very reason I have decided to show you extreme close-ups of each position. Should you own some or all of these Majors, but you have never been certain as to which one is which, these photos should enable you to identify them once and for all.

Above you see the first of the 'mangled' CENTS. Notice the magnificent doubling of all of the letters, particularly the 'ENTS'. Below the 'TS' you can see the doubling beginning to affect the bottom of the frame. This continues on under the right '6', as you shall see on the next page. This is indicative of a 'twisted' re-entry in a clockwise direction.




Above are views of the lower left and lower right corners of this Major. Note the slight doubling in the left '6', but the strong shift visible in the two leaves to the U.L. of the '6'. The lower portrait oval is also doubled. The right '6' is heavily doubled, along with the frame below it. Note as well the double 'hole' in the bottom of the '6' and the dot in the upper ball. This stamp is from the "Montreal" Plate, Right Pane, [known as the "C" Pane], Position #7. [C7, for short.] It was Hurst's Illustration No.2. An important correction to note here is that this is NOT the stamp that Boggs identified and illustrated [p.295 Fig.32] as C7. As

A RE-ENTRY DISCOVERED ON THE 2¢ ARCH !!!


by R. Trimble



As you know, I am always thrilled when I can present a heretofore unlisted re-entry, and this one is a beauty! Everyone is familiar with the well-known Major Re-entry on the 1¢ Arch Issue, Scott #162 & 163 and up until now, this was the ONLY re-entry known on this issue. Well, Jim Watt has come up with a marvelous re-entry on the 2¢ Red, Die I, Scott #165. The jagged marks visible in the letters 'ANADA' and in the oval above the 'DA' are extremely similar in appearance to those found in CENT of the 1¢ Major. There are also a couple of marks in the 'EN' of CENTS on this stamp that may be part of the re-entry. My eyes really popped when Jim showed me this stamp at BNAPEX in Hamilton! And he made it even more



#20

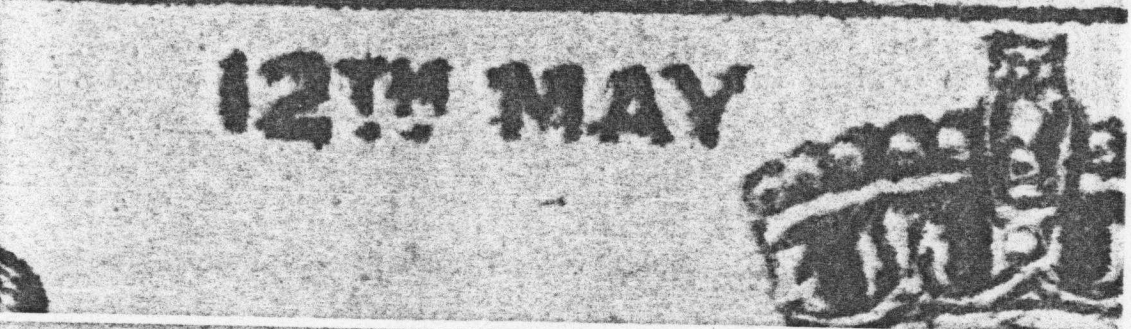


#30


On page 1 of the Jan.-Feb.'89 Issue [#38] I showed you the well-known re-entry on NFLD Scott #238 with the doubling of the words 'NEWFOUNDLAND DOG' and the 'W' above. At that time I promised to show you some others. Re-entries have been listed for Positions #10 through 50 on the plate and a while back I was finally able to acquire an U.R. corner margin strip of five showing all of these re-entries, so I can show you the details with certainty of position here now.

Positions 10, 20 & 30 all exhibit some degree of doubling of the date, '12th MAY', to the U.L. of the portrait oval. On two of them, Positions 20 & 30, the doubling exists over the entire width of the design in a narrow band that affects the 'NDL' at the top, the date, the left side of the portrait oval and the area directly below the portrait oval. While at first these two positions may seem very similar, a close examination reveals many differences. Both show marked doubling of the entire left side of the portrait oval, not unlike that of the Major Re-entry on the 7¢, Scott #235, except that the latter is doubled on the right side. Position #30 is the stronger of the two, also showing stronger doubling above the date in the letters 'NDL' of NEWFOUNDLAND. Above are the dates and parts of the oval doubling on Position #20, on the left, and #30, on the right. On the next page you will find the upper areas of doubling with Position #10



THE 14¢ NEWFOUNDLAND DOG [Cont'd]



#10



#20



#30

THE 14¢ NEWFOUNDLAND DOG [Cont'd]


#20



#30

Above you can see some of the detail of the lower portrait oval doubling, as well as the detail above and below the word 'CENTS'. Position #20 is the top photo, while #30 is the bottom. It's interesting to note that while the doubling of the oval is significantly stronger on Position #30, the doubling of the line above 'CENTS' is much sharper and clearer on Position #20. Position #30 shows a much fainter doubling of this line, which may not even show up at all in the photocopy. #30 also shows a much thicker, blurrier line below the word 'CENTS'. #20 shows a fine clear line of doubling below 'CE' which blurs into one below 'NTS'.

[Cont'd]

THE 14¢ NEWFOUNDLAND DOG [Cont'd]

#50

The final stamp of this strip is Position #50, which is seen above. Here we move back to the left side of the design and again to the lettering of 'NEWFOUNDLAND DOG'. This re-entry is a more minor version of the Major from Position #40, which of course is found directly above this stamp. Most of the letters of 'NEWFOUNDLAND DOG' seem somewhat thickened, while clear doubling can be found in 'DLAND'. The confirming criteria for this position are found above these letters in the 'WF' of NEWFOUNDLAND at the top of the stamp. The right side of the 'W' shows a clear line towards the top, while the 'F' shows doubling of the centre bar and the right side of the 'foot'.

And there you have it! Careful examination of the details in the photos on these pages, along with p.1 of Issue #38, should allow you to easily assign proper plate positions to stamps you may have from any of these five positions.

Now, re-entries are also listed as existing on the entire bottom row of this plate. Unfortunately, at this point in time I am unable to provide any information whatsoever on what these apparent re-entries may look like. If any member can help out in this regard, I'm sure we would all appreciate it if you could notify me of any details. §

MEMBERSHIP REPORT
Changes of Address

#17 Ian Kimmerly, 240 Catherine Street, Ottawa, Ontario K2P 2G8

#54 Zenith Mintert, Box 1391, Camrose, Alberta T4V 1X3

*** SPECIAL THANKS TO: Ron Smith, Ken Mark, Paul Burega, Bob Traquair, Ian Hodge, Garvin Lohman, David Roberts, Harold Hagreen, Graham McCleave, Fred Moose, Steven Whitcombe, David Cottenden, Zenith Mintert, Ron McInnis, Ron Paul, ...

1990 FEES NOTICE - INCREASE TO \$7.00 PER YEAR

Well, friends, as I mentioned at this time last year, your annual fees have been due for an increase for some time now. I've held the fees at \$5.00 per year for the past seven years and I really don't want to do this, but I believe it is necessary. As I mentioned last year, each copy of the Newsletter cost more to produce and mail out than the \$1.00 per issue that you were paying with fees at \$5.00. Generous donations by many of our loyal members have made it possible to carry on at the previous rate, but I don't think I can continue to rely on donations forever. I have made a substantial personal investment over the years in the electronic typewriter that I purchased to make my job so much easier, as well as the photographic improvements I've striven to make to allow me to bring you the close-up shots of re-entries that I'm so proud of. These investments have been strictly personal and have not cost the study group one cent. I do, however, pay for my typewriter ribbons and correction tape out of group funds. After all, I can't recall that last time this typewriter was used for something that did not have to do with some form of re-entry business. Over the past year I have also been convinced by some of my staunch supporters out there to pay for film and photos that are made for use in the Newsletters instead of paying for them out of my own pocket. [If any of you object to this practice, please write to me with your opinions.] Anyway, all of these things add up, over and above the costs of photocopying and mailing the Newsletters five times a year. [Don't forget the costs of envelopes, paper, mailing labels, etc. either.] Time and labour are freely donated.

So, effective immediately, Re-entry Group Fees are now set at \$7.00 per calendar year. I sincerely hope that this small increase will not result in some members dropping out. [Some members wrote after my comments at this time last year that I should raise fees to \$10.00. Thanks for your support, but I think that would be too hard to swallow!]

Incidentally, we have only 'lost' ten members over the course of the Group's existence. Two of them were former Presidents of BNAPS who signed up for the course of their terms, and two or three others were people who dropped out of BNAPS completely, so I do believe we have a very loyal membership out there! Thank you for your continued support over the years and I sincerely hope that it will continue for many more years! Our membership presently stands at 55 strong! The break-down is 43 in Canada, 10 in the United States and 2 in Great Britain.

Please make your cheques payable to Ralph E. Trimble when submitting your fees, and don't forget, I LOVE to get mail, so if you'd like to drop me a note at the same time, I'd be more than happy to hear from you! This goes for those of you who are already paid up for 1990 or beyond, as well! Reports of finds, follow-ups to articles, questions, suggestions, or just some good old 'gab' are all welcomed. It would be GREAT to hear from ALL of you at least once in the course of the next year. PLEASE WRITE!!!

 A 'FEES DUE' rubber stamp and a red asterisk [*] on your mailing label indicates your fees are now due.
 Please try to have your cheque to me by no later than the end of January [sooner if possible].
