


Canadian Re-entry Study Group

Ralph E. Trimble
P.O.Box 532, Stn. 'A'
Scarborough, Ontario
CANADA M1K 5C3

Whole No. 34

MARCH - APRIL 1988

Vol. 7 , No. 2




ANOTHER STRONG RE-ENTRY ON THE 1¢ NUMERAL

by R. Trimble

Fred Moose sent in a 1¢ Numeral to show me that has a really interesting re-entry that I thought you would enjoy seeing in some detail.

It is twisted in a counterclockwise direction with the pivotal point in the L.R. corner. Above you can see the U.R. corner with the maple leaf shifted about 0.6 mm to the left. The stem is particularly clear, similar to the 1.0 mm shift on a 2¢ Numeral that I showed you in issue #26, p.35. There are also marks in 'A POSTAGE' that show up quite well.

[Cont'd]

ANOTHER STRONG RE-ENTRY [Cont'd]

The L.L. corner shows the top line of the LNB and the '1' tilted sharply downward, the base of the extra '1' hanging from the left serif of the main '1'.

The L.R. corner shows widely separated 1's, strongly shifted left and right vertical lines of the RNB, and marks in CENT. There is also an interesting horizontal line extending outwards from the right side of the right '1' about a third of the way up the shaft which clearly does not 'fit' the rest of the re-entry. This latter detail is quite puzzling!

MORE RE-ENTERED NEWFIES


by R. Trimble



Always on the lookout for unreported re-entries on Newfoundland issues, I have found several new ones of late. Shown here are two of my most recent finds. The top one is Scott #160, the 1919 Surcharge on Scott #136, which shows an upward shift above the U.L. corner, and above and in the lower portion of 'NEWFOU'. The lower one is a Scott #147, shown on the right with a normal for comparison on the left, showing a shift to the right visible in the left frameline and inner lines. New finds are always eagerly awaited. Please report any you have.

THE THIRD MAJOR RE-ENTRY ON THE 7¢ KE7

by R. Trimble



Last issue I showed you the second of the three Major Re-entries that Marler identified on the 7¢ KE7. This time I would like to show you the third and final Major from 1R12 [Plate 1, Right Pane, Position #12]. As with the other two, doubling is extensive throughout much of the design. However, to make identification quicker and easier, I like to zero in on the main distinguishing feature. In this case, it is the L.R. corner. Unfortunately, my sloe copy of this stamp is in rather poor shape and the cancellation is rather smudgy. However, the elongation of the right '7' can be easily seen, along with the doubling of the lower frameline, particularly below the 'C' of CENTS and in the very corner on the L.R. Strong doubling can also be seen in the L.R. of the 'N' of SEVEN and on the inner curve of the 'C' of CENTS. There are also two very distinctive marks related to leaf 3 to the left of the RNB: the first is a strong dash in the right of the leaf - the right vein seems to 'point' to it; while the second feature is found below the leaf, with a line 'echoing' the curve of the base of the leaf [actually it IS the doubled base of the leaf with a sizeable space showing between the two entries]. Again, the dashes on the cloak of the King above CENTS are doubled, albeit rather smudgily when compared to those on 1R82 in the last issue.

This concludes our look at the three Major Re-entries on this issue. I hope my three photos and descriptions will be of some help to you in identifying Majors you may have in your collections.

WANTED: Re-entries on the 5¢ KE7. The following positions based on Marler:

TYPE 1 - Marler # 1, 3, 4, 7, 8, 12, 13 & 17.

TYPE 2 - Marler # 2.

TYPE 3 - Marler # 2, 3, 4 & 20.

TYPE 4 - Marler # 2 through 6, 9, 11 through 17, 20, 21

STEVE RAINE REPORTS:

Steve has found a number of items over the past year that he would like to share with us.

- 1/ a precancelled copy of a Major Re-entry on the 1¢ Numeral - very extensive [not THE Major - Ed.]
- 2/ 5¢ KE7 precancelled OTTAWA - retouch between 'A P' from 4L28, the Portcullis Retouch [see issue #30 p.35-37 Ed.]. Steve also noticed the re-entry on this stamp, as I mentioned in the latter article.
- 3/ Going through approximately 5000 1¢ yellow Admiral precancels Steve has turned up a number of copies with doubling on the bottom of the RNB.
- 4/ A ½¢ Numeral that is different still from those presented in the articles in issues 28 & 29.
- 5/ 20¢ Admiral with TORONTO precancel - left vertical frame of LNB strongly re-entered.
- 6/ MR1 - left side re-entered showing doubling of shading lines, numeral box, leaves and shading lines surrounding the left crown.

Also a number of 1¢ KE's, Maps and 1¢ & 2¢ Admirals.

As you can see from four of six of the items, Steve is interested mainly in precancels, although he does collect 'regular' stamps as well. I've always felt that there are surely many, many re-entries 'hidden' out there in precancel collections and dealers' stockbooks. Steve is one of our members who takes advantage of that fact. [I am another.] You might be well-advised not to pass over that book of precancels the next time you see one at a dealer's table! Who knows what goodies you might be missing out on?

Many thanks for your report, Steve! Hope your luck continues!

FRED MOOSE REPORTS: MORE ON THE 13¢ CHARLOTTETOWN CONFERENCE

Fred recently sent me three copies of Scott #224, all of which have re-entries. Fred's third stamp was the same as the one I presented in issue #14 [Sept.-Oct.'84 p.28], but his other two are both different from the minor one I presented in issue #32 [Nov.-Dec.'87 p.38].


One shows doubling in the same area as the latter, top right frame, only a little weaker. The other shows slightly stronger, thicker doubling in the same area along with slight extensions in the scroll area on the left, similar to, but shorter than those on the one in issue #14. An interesting combination of the two previously reported types! Fred wonders if his stamps might possibly be different states of the same plate position, but I believe they are from three separate positions.

This brings the reported re-entries on this stamp to a total of four. Does anyone have any others out there to add to the list? Many thanks, Fred!

WANTED: Re-entries on Newfoundland #39 [3¢ blue rouletted] and #40 [5¢

I'LL BITE! WHAT IS IT?? AGAIN!

by R. Trimble



Back on p.19 of the May-Aug.'87 issue [#30] I illustrated a stamp I had found with three parallel lines in the L.R. corner that strongly suggested a portion of a large letter 'E'. Well, good ol' Warren Bosch has found a stamp with five evenly spaced marks in the U.R. margin. As you can see from the photo of the two stamps overlapped, the marks on Warren's stamp [bottom] are identically spaced with the lines on mine [top]. Warren suggests that they may be some kind of 'gripper' marks. I can't see that particular explanation myself, as I would think the plate would be 'gripped' [i.e. held down on the press] on the edges, well clear of the engraved portion of the plate. However, I can't come up with any alternate explanation at this time, so I'm leaving it open to you folks to perhaps suggest a cause. Keep in mind how heavy and how deeply engraved the lines are on my stamp. Well ???

WANTED: O'Canada panes of 16 [Scott #857/858] lower left corners with the small white dot in the moustache of the leftmost pane

A STRONG GUIDELINE --- OR ??

by R. Trimble



A little while ago I picked a strip of four 10¢ Numerals out of a BNAPS Sales Circuit book with a strong line in the left margin of the second stamp. The line begins opposite the 'N' of CANADA and extends down to the top of the LNB and is strongest in the central area near the 'C' of CANADA. When I first came across it I thought maybe it was a nice re-entry, but on further examination I could find absolutely no other traces of doubling in any portion of the design, let alone in the area around the left-centre of the stamp where the line is strongest. This struck me as odd, considering the strength of the line, so I had to conclude that it is only a guideline rather than a re-entry. The strength of the line does surprise me though, as most guidelines I've seen on other Numerals and Edwards are much thinner and fainter than this one. Mike Painter, of Vancouver, reports to me that he has a copy of this stamp identical to mine, also showing no further signs of doubling. Do any of our members have any comments? Is it common for guidelines to be this thick? I should mention that there is no sign of any

A BAFFLING ITEM FROM BOSCH

by R. Trimble



In yet another of one of his wondrous batches of delightful finds, Warren Bosch has come up with the 1¢ Numeral pictured here. As you can see, there are a number of parallel lines that cross the white oval above 'NA' of CANADA. These lines are clearly angled sharply upwards towards the right and at first may appear to be simply a portion of the U.L. spandrel lines. However, when you include the lines through the L.L. tip of the maple leaf, the whole section of extraneous lines together does not really 'fit' anywhere on the design, even though their spacing is certainly the same as the spandrel lines.

I don't subscribe to the practice of attributing such lines to plate scratches or some such 'damage' - they seem too regular and even to be written off as such, to my mind anyway.

Any ideas??



WANTED: The re-entry on the 5¢ Registered Letter Stamp from position #70 as in the diagram on the left. Any condition will do.

Also, the Latent Re-entry on the 2¢ S.Q. with the markings in the lower margin, Reiche #2. Again, even a filler will do.

Please send with asking price. Ralph E. Trimble.
