

Paid for 1988 Dec 15/87

Canadian Re-entry Study Group

Ralph E. Trimble
P.O.Box 532, Stn. 'A'
Scarborough, Ontario
CANADA M1K 5C3

Whole No. 32

NOVEMBER - DECEMBER 1987

Vol. 6 , No. 5



A 'QUINTUPLE' ENTRY


by R. Trimble

While searching through some of the huge lot of stamps that I mentioned last issue that Frank Waite sent me to check for re-entries, I came across a stamp that had me wondering if my eyes were, at long last, giving out on me! However, on switching from my 5X lens to my 10X, I got a closer look at the 1¢ Numeral you see above! That's right folks --- the U.R. leaf shows clear evidence of being re-entered not only once, twice, or even three times, but **FOUR** times!!!! Four! Count 'em! That gives me the first 'quintuple' entry I have ever seen [four plus the original, for a total of five entries]! Now, I've seen a few 'triple' entries before [or double re-entries as they are sometimes called]. For example, the Major on the 5¢ Decimal and the two Majors on the ½d [#72 & #120] are recognized as marked triple entries. I've even seen a few minor double re-entries on the 1¢ Numeral before, but **NEVER** have I seen anything quite like this before!!!


Two of the entries are upwards and to the left; one is upward and to the right; while the fourth is to the right and downward. These are clearly seen by the re-entered stems of the U.R. maple leaf.

[Cont'd]

A 'QUINTUPLE' ENTRY [Cont'd]



Further evidence of these diverse entries can be found in other areas of the design. In the LNB, there is a faint portion of the bottom of another '1' shifted upwards and crossing the shaft of the main '1' [similar to the Major so-called 'slanted 1' in the last issue], as well as part of a '1' projecting down from the base of the main '1'.



In the RNB, we see portions of 1's both on the left AND right of the main '1'. There is also a line through the base of the main '1' that is the bottom line of an upward shifted numeral box, as well as a line in the upper portion of the box indicating a downward shift! A multitude of other marks are found throughout the design, the strongest being heavy patches to the U.R. of both the 'P' & 'O' of POSTAGE. Very strong lines are also seen in the letters of CENT

THE 'PORTCULLIS' RETOUCH ON THE 5¢ KE7 ... PLUS...

by R. Trimble



Fig. 1

I've known for quite some time that a strong retouch existed in the upper band of the 5¢ KE7, but I didn't know until fairly recently that this retouch is the same one that I had seen listed several times in British auction catalogues as the "Portcullis Retouch". It wasn't until I acquired the pair of 5¢ KE's showing 4L27 & 4L28 from the Sessions' collection from Stan Lum awhile ago that I found this term referred to the well-known 4L28, wherein the cross-hatching between the 'A P' of CANADA POSTAGE is strongly retouched. Until I finally saw and acquired a copy of this stamp myself, I had always thought that illustrations of it had been strongly exaggerated by hand to show the area of retouching more clearly. However, as you can see from my unretouched photo above [fig.1], the lines really ARE that strong! Thus the name... according to Webster... "portcullis - a large grating of iron bars or heavy timbers suspended by chains over the gateway of a fortified place". [NOW I knew what it meant!! I had seen these gates on old castles, etc. in movies, but never knew what they were called!]

While examining the pair of stamps I had acquired from Stan, I noticed evidence of a rather strong re-entry on this stamp, particularly on the left '5' [fig.2] and in the portrait oval to the right of the King's neck [fig.3]. Marks are also found in the L.R., in 'CAN' of CANADA, and elsewhere. This surprised me, as I had not seen this stamp listed anywhere as a re-entry as well as a retouch! Hans Reiche did not identify it as such in his Constant Plate Varieties book, and even Marler said only "marks in CAN" in his masterly tome!

Thinking perhaps I had discovered a hitherto unlisted re-entry, I dug through my files of re-entry articles just to be sure. Then I found it! The Feb. 1960 issue of BNA TOPICS [Whole No.176, Vol.17, No.2] had an article on the 5¢ KE7 by Dr. Charles W. Hollingsworth and G. B. Harper. [The cover illustration was the first terrific actual photo I had ever seen of

'PORTCULLIS' RETOUGH [Cont'd]

Fig. 2

hatching between 'E C' of FIVE CENTS is similarly retouched [fig.4]. They go on to say, "Both stamps also show signs of re-entry, the former affecting the left numeral and tablet, and the latter the lower and right borders." In fig.4 you can see the doubling of the left '5', the lower line of the LNB, and especially the bottom of the frame.




Fig. 3

So, the Portcullis' re-entry HAD been discovered and published after all these 27 years ago! Oh well! Can't miss it now!

'PORTCULLIS' RETOUCH [Cont'd]

Fig. 4

Something else in the old TOPICS article REALLY caught my eye, though! Hollingsworth and Harper went on to say, "It would appear that the retouching was made at a later date than the re-entry, and this is certainly the case with the lower retouch, [3L63], where the authors have copies of the re-entry with and without strengthening of the background." Now, as Marler's work was based on his examination of the proofs of the Edwards Issue, and he described in some detail the re-entry and retouch on 3L63, this raises somewhat of an inconsistency!! If the re-entry AND retouch appear on the proofs, how could Dr. Hollingsworth and Mr. Harper have copies both WITH and WITHOUT the retouch, unless the plate was reworked at some time?? [To retouch the retouch???!!!!]

This is a question you may recall me raising in Issue #29 in my article entitled "Unlisted and/or Unidentified 5¢ Edwards - A Continuing Series". So far I have not been able to get a response from Dr. Hollingsworth on this matter - he told me in a letter awhile ago that he had not worked on his Edwards for a great many years and perhaps he no longer has the material. Can anyone else out there provide any insight into this matter? Do any of YOU have the re-entry seen in fig.4 WITHOUT the retouch? If so, PLEASE send it to me for verification and photographing.

I find this entire issue of whether or not any of the 5¢ plates were reworked after being put to press rather intriguing and would love to hear some response from the membership on this matter.

Also, should any of you have duplicates of re-entries on the 5¢ KE7 that you would like to sell, I still need the following positions based on Marler: TYPE 1 - Marler # 1, 3, 4, 7, 8, 12, 13 & 17.

TYPE 2 - Marler # 2.

TYPE 3 - Marler # 2, 3, 4 & 20

A NICE RETOUCH ON THE 1¢ ADMIRAL

by R. Trimble



Along with the scads of Misplaced Entries and various goodies that Dr. Warren Bosch has discovered and submitted for our pleasure [and jealousy] is a 1¢ green Admiral with a simply charming retouch to the U.R. crown! When pointed out, the retouch is extremely obvious, affecting two of the spheres around the outer edge of the crown design. As you can see, as a result of the retouch, the left of the two spheres appears more as a triangle, while the right is more rectangular. This is very reminiscent of the retouched cables that occurred on Plate 2 of the Map Stamp. NICE!!

ANOTHER RE-ENTRY ON THE 13¢ CHARLOTTETOWN CONFERENCE

by R. Trimble



Back in Issue #14 [Sept.-Oct.'84] I presented the only re-entry I had found on Scott #224. I have since come across a second re-entry, albeit a much more minor one than the first. As you can see here, the only area affected is the top frameline on the right above POSTAGE. It is definitely quite minor, but another re-entry to search for nevertheless.

MEMBERSHIP REPORT & 1988 FEES NOTICEReinstatement

No new members this time around, but I would like to welcome #37 Robert E. Gagnon back to the group. Nice to hear from you again, Robert!

Change of Address

#41 William S. Pawluk, P.O. Box 9198, Stn. 'F', Calgary, Alberta T2J 6X9

1988 Fees Notice

Yes, it's that time again! As in the past, if you find a red * by your name on the mailing label your fees are now due. Those of you with no * are already paid up for next year, some of you for several!

However, I would greatly appreciate it if ALL of you, even those whose fees are paid, would respond to the little Questionnaire at the end of this issue. This is your chance to offer input as to what you would like to see in future issues [or NOT see]! PLEASE take a moment to fill it out and drop it in the mail to me! There is also a line at the bottom for your areas of interest, which may have changed somewhat since I last used a form such as this back in 1983. Please feel free to write on the back if there is not enough space in each area. I'm looking forward to hearing from each and every one of you!

*** A SPECIAL THANKS TO: Preston A. Pope, David Cottenden, Ian Hodge, Garvin Lohman, C. Leigh Hogg, George Arfken, Ken Mark, Fred Moose, Don Blair and Cathleen Jones for DONATIONS over the past year!
It has been with their help that I have been able to hold your fees at \$5. for yet another year. This is greatly appreciated!

*** Wishing you and yours a MERRY CHRISTMAS and a HAPPY NEW YEAR ***

Sincerely,

Ralph & Lois



WANTED: The re-entry on the 5¢ Registered Letter Stamp from position #70 as in the diagram on the left. Any condition will do.

Also, the Latent Re-entry on the 2¢ S.Q. with the markings in the lower margin, Reiche #2. Again, even a filler will do.

Please send with asking price. Ralph E. Trimble.
