



Admiral Study Group Meeting

BNAPEX 2017

Calgary, AB

Friday, 1 September 2017



Queries, Discoveries, and Curiosities

- 1¢ yellow with type B lathework
- 1¢ yellow imperf with type B lathework
- 1¢ yellow part-perf with type B lathework
- 1¢ yellow booklet panes from plates 13 & 14
- 10¢ blue design type characteristics
- Guide arrows



Acknowledgements


- I would like to acknowledge the following for images in this presentation
 - Saskatoon Stamp Centre
 - Eastern Auctions Ltd.
 - Ian Kimmerly Stamps
 - Sparks Auctions
 - R. Maresch & Son
 - John Smallman
 - Randall W. Van Someren
 - Ocean Park Stamp Auctions
 - Brigham Auctions Ltd.

1¢ yellow with type B lathework

- John Smallman showed this stamp at BNAPEX 2016 Fredericton
- Lathework on 1¢ yellow sheet stamps
 - Type C, D, D inverted, and D1 listed
 - Type B unknown!
- LL corner of LR pane
 - Guide arrow + straight edge
- Where did John's stamp come from?
 1. Error in Marler's lathework listing?
 2. Coil plate 11 / 12 (have type B lathework)?
 3. 1¢ green plate with type B lathework?
- Provenance?



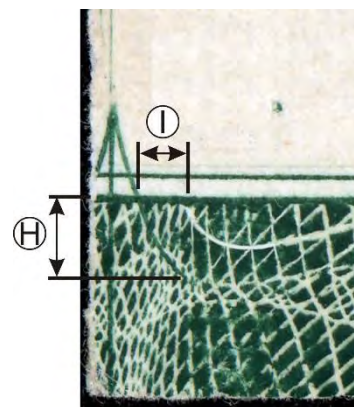
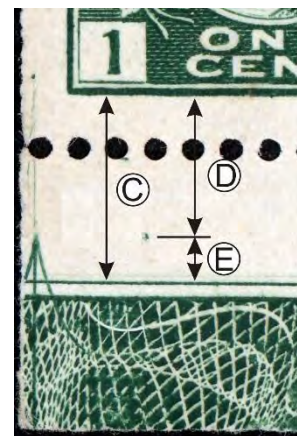
1¢ yellow with type B lathework – source



- Error in Marler's lathework listing?
 - No
 - There are no 1¢ yellow sheet plates with type B lathework
- Coil plate 11 or 12 (both have type B lathework)?
 - No
 - Lathework on coil plate 11 shifted to the right and 0.6 mm lower
 - Lathework on coil plate 12 in nearly the same position as 11

1¢ yellow with type B lathework – source

- Examined proofs of all 1¢ green plates with type B lathework
 - 26 plates (141 – 166)
 - At Library and Archives Canada
- Measured relative position of
 - Stamp design
 - Lathework
 - Guide arrow
- One plate matched the stamp
 - Plate 150



Why plate 150?
1¢ green plates: 1 to 170
1¢ yellow plates: 169 to 199 ... and 150

1¢ yellow with type B lathework – provenance

"Doug Riendeau found a 1¢ [yellow] Admiral with Type B lathework in a 'sight unseen' lot he bought at auction.

...

"This newly found lathework is listed in the 1999 [Unitrade Canada] Specialized Catalogue as '1¢ yellow, dry printing B, 40%' with the notation that one example of Type B has been seen by the editors."

The Yellow Peril (aka Stan Lum), "A Sweetheart in Every Port Part 7 - Lathework, New Finds", *Maple Leaves*, Vol. 26, No. 2, Apr. 1999.



(Illustration in *Maple Leaves*)

- Listing was dropped from the Unitrade catalogue in 2006
 - Restored in 2019 edition
- Wet or dry?
 - 1999 Unitrade listing said "dry"
 - Stan Lum correctly said "wet"

1¢ yellow IMPERF with type B lathework

- 1¢ yellow imperf comes with type B and type D lathework
 - Type D well known – plates 179 and 180
 - Marler mistook type B for type D1 (plates 175 & 176)
- Collectors assumed imperf type B came from coil plates 11 & 12
 - Only known plates with type B lathework used to print 1¢ yellow
 - Assumption was wrong, based on position of lathework & stamps



Brigham Admiral auction
2015-03-06, lot 804



Plate 150
Perfect match
✓ Stamps
✓ Lathework
✓ Guide arrow

1¢ yellow part-perf with type B lathework

- Comes from coil plates 11 & 12
 - Can plate every item using lathework relative to stamp design
- Survey of philatelic literature uncovered items from 14 panes
 - Jarrett & Reiche claimed just 9 panes released
 - Boggs & Marler claimed 20 panes + Frederick T. Norris half sheet (undoubtedly correct)



Plate	Pane	Quantity
11	Lower left	4
	Lower right	3
12	Lower left	4
	Lower right	3
No of panes in survey		14

1¢ yellow part-perf with type B lathework



Lower left pane



Lower right pane



Lathework from
coil plate 11 is
80% to 100%



No LL or LR corner items
from lower right pane
found in survey

Lathework from
coil plate 12 is
about 50%

1¢ yellow booklet panes from plates 13 & 14

- Marler says 1¢ booklet pane of 6 printed from these plates

Stamp	Plate
1¢ green	1-10, 13-20
1¢ yellow	17-18, 21-22
Plates 11-12 were not used.	

- Library and Archives Canada has proofs of plates 13 and 14 printed in yellow

- Note handwritten in ink on these two proofs:

"P. V. Proving Press 20-9-26 Good for about 25 000 [initials]"

- Were plates 13 and 14 used to produce 1¢ yellow booklet panes?

10¢ blue plates

- 10¢ plates



Stamp	Printing	Plate
10¢ plum	Wet	1-12
10¢ blue	Wet	13-22
	Dry	21-22
10¢ bistre brown	Dry	21-25

- No design types in Marler. But are there any?
 - It would be “nice” to identify stamps from plates 21-22
 - Used to print 10¢ blue wet & dry printings
 - Used to print light brown shade of 10¢ bistre brown
 - Dark brown too? Marler says there was a printing from plate 21 on 26 Sept. 1927

10¢ blue plate 21 & 22 characteristics

- Examined proofs of plates 21 & 22 at Library & Archives Canada
 - Found design type characteristics




Plate 21

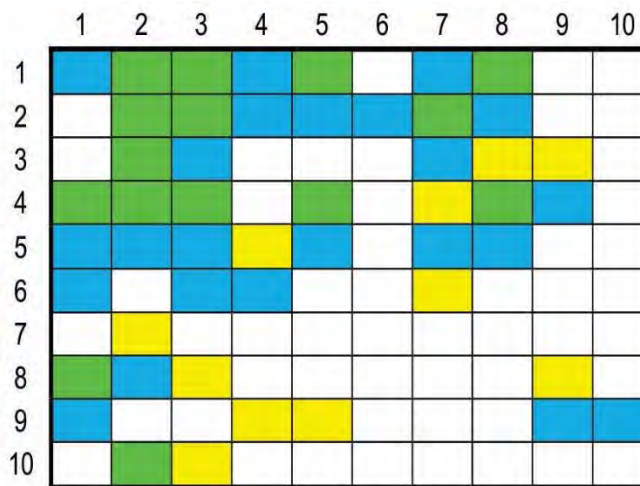
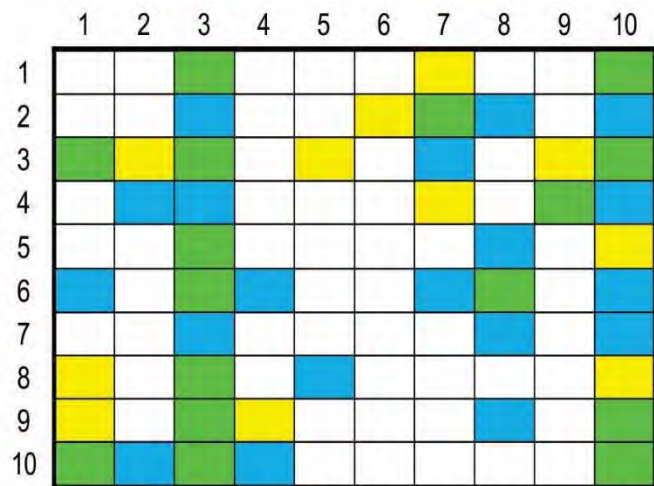
Dash in top margin above the A
Dash in bottom margin below the C



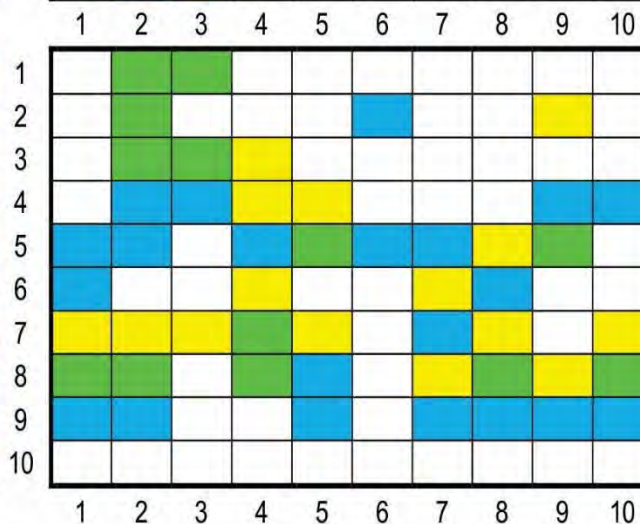
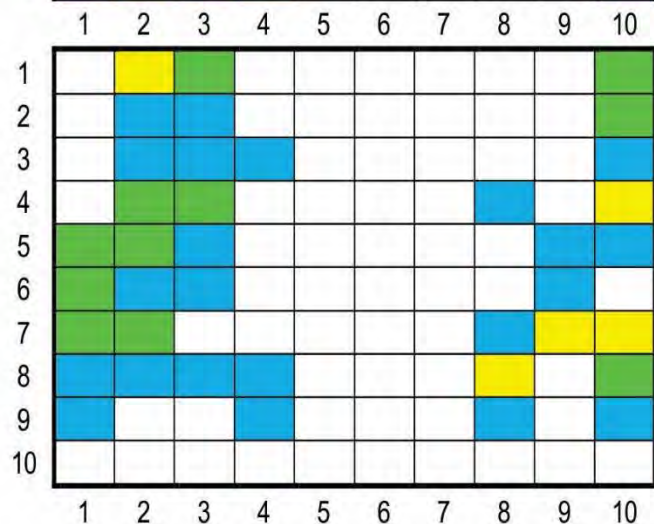
Plate 22

Dash in top margin
above left crown

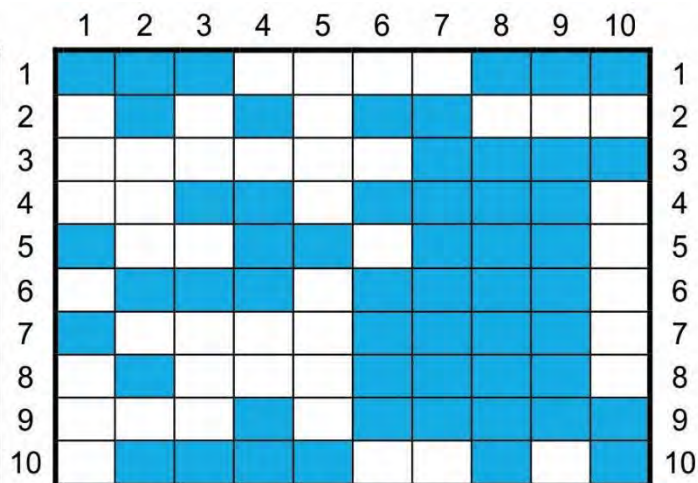
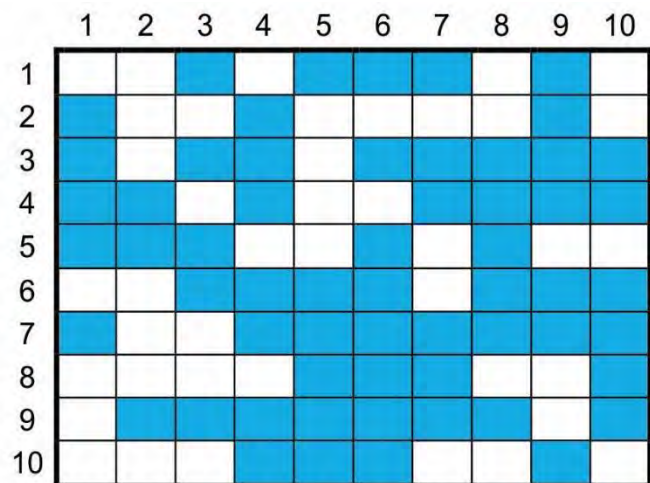
10¢ blue plate 21 map



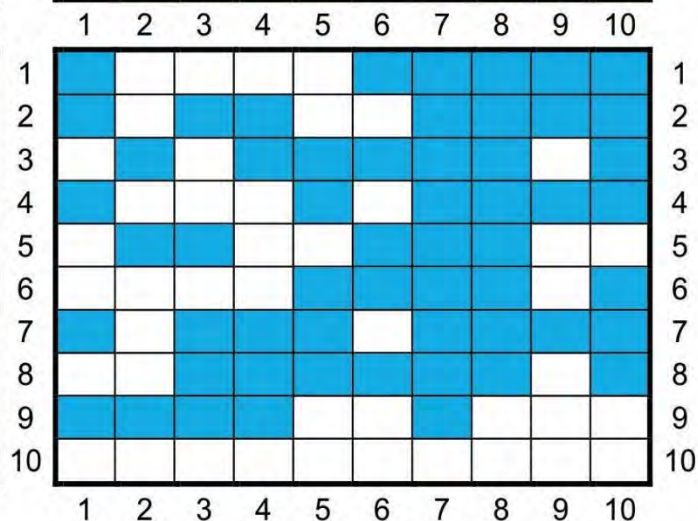
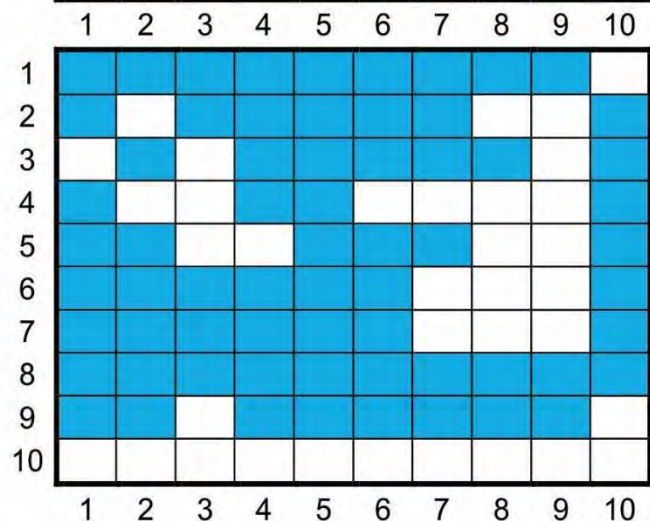
Both dashes	Green
Top dash	Blue
Bottom dash	Yellow



10¢ blue plate 22 map



Dash 



We collect lathework, ...



← Type A →

← Type B →

← Type B inv →



← Type C →

← Type C inv →

← Type D inv →



← Type D →

... plate imprints, pyramid lines, R-GAUGE ...



... but how about guide arrows?

- Appeared in Jan. 1914 when ABN eliminated gutters between panes
- In the sheet margin on each side between panes
 - Indicates where the sheet was to be cut into panes
- Initially, hand engraved on plate
- Later on, engraved using transfer roll
 - But reverted to hand engraving on occasion

First plates w/o gutters:
1¢ green – plates 73 & 74
2¢ carmine – plates 61 & 62
5¢ blue – plates 5 & 6



Guide arrows hand engraved, close to stamps

- Found on the earliest plates without gutters
 - On the early 1¢ plates, the guide arrows were hand engraved AFTER the plate proofs were made
 - Plating challenge!



Design type R9
Plates 61-64

Design type R10
Plates 65-68

5¢ blue guide arrows

- Plates 5 & 6: hand engraved near stamps after plate proofs made
- Plates 7 & 8: hand engraved in sheet margin; on plate proofs
- Plates 9 to 14: engraved by transfer roll; on plate proofs



Plated using guide dots and guidelines because guide arrows were not on plate proofs



Guide arrows hand engraved, in sheet margin


- Hand engraved even after transfer rolls were introduced



Plate 170





Plate 107




Transfer rolls and guide dots


- Guide dot to the right of the tip of the guide arrow when looking from behind the arrowhead
 - Arrow is around the circumference of the transfer roll
 - Why is the guide dot at the tip? Why not at the arrow's midpoint?
 - Usually another guide dot in front of the arrowhead



Transfer rolls and guide dots – outliers



An arc at the tip of the arrow
rather than a guide dot beside it



Guide dot "on the other side"
of the guide arrow

Guide arrow varieties

- Dotted guide arrows
 - On 1¢ green, plates 79 and 80



(From George C. Marler, *The Admiral Issue of Canada*)


Guide arrow varieties




Guide arrow plus
guideline (?) plus
engraver's slip (?)
Plate 156



Hand engraved ...
twice!
Plate 113



Double entry;
transfer roll misplaced
Plate 83



Guide arrow varieties

- Phantom guide arrows
 - Inking variety, not a plate flaw



Ratcheting up the collecting challenge ...



Hand engraved guide arrow



"Two factors"

Guide arrow + plate imprint
Guide arrow + printing order no
Guide arrow + lathework
Guide arrow + R-GAUGE



The ultimate challenge ...

"Three factors!"

Guide arrow + precancel + lathework



Guide arrows and perforations ...

- How obvious would the fake perforations be WITHOUT the guide arrow?

