

THE BNA PERFORATOR

Published by the British North America Philatelic Society – The BNA Perfin Study Group

Volume 42 Number 3

August 2021

Whole Number 157

Editor's Post:

¶ It had become a rarity over the past few years but this the second consecutive year we had 3 issues of the Perforator. The last time there were 3 issues in a calendar year was 2012.

¶ There are no changes to the membership to report so it remains 64 on the email list and 11 distributed through Canada Post (9 in Canada, 1 to the USA and 1 to Australia). In addition, email copies go the BNAPS President, the Vice President of Study Groups, the Topics Co-editors, the Study Group Reporter, and the BNAPS Webmaster. We distribute copies to the Perfin Society in Great Britain, the Perfin Club in the USA, the South Pacific Perfin Club and the Editor of the Timbres Perforeés, the perfins of France catalogue. Finally, the American Philatelic Society Research Library also receives a copy.

¶ This issue includes the annual updates to the 6th Edition of Canadian Stamps with Perforated Initials. These are made possible by the tireless efforts of Gary Tomasson and Jon Jonson and the contributions of our membership. Thanks as well to BNAPS which not only hosts the Handbook on its website, but also makes it accessible to any one with an internet connection. One would have thought most everything related to Canadian perfins would now be known but the 3 pages of additional information included in this issue certainly suggest otherwise.

¶ A last reminder that the Perfin Study has a 2 hour slot at BNAPEX21 from 10:00 to 12:00 EDT on September 6th. The Zoom link will be available on the BNAPS website. You are all encouraged to participate and particularly to have something you can share. If you have any questions about how Zoom works or would like a practice session please get in touch with Charles Livermore who can set up a mutually convenient time. Once BNAPEX starts practice time will be very limited.

Charles contact information is:

charleslivermore@hotmail.com

917 863 9011


¶ The cost for this Issue is \$11.13 for the printing only. Bob Szymanski very kindly provided sufficient unused Canadian postage to meet the costs of the mailing.

¶ Finally, please keep in mind CAPEX 22 and the BNAPS "matching funds program". BNAPS will match your donation 1:1 and for amounts over \$25 will also issue you a tax receipt. This a great way to support the first international philatelic exhibition in Canada for over 25 years.




Treasurer

Russel Sampson
48B Eastbrook Heights
Mansfield Center CT
USA 06250-1654



Editor

Jim Graham
2 Grandview Drive
Dartmouth Nova Scotia
Canada B2W 1X5




A Conjecture Regarding the Identity of the J14 Perfin – J.D & S

Russell Sampson

Life is full of coincidences. Here is a conjecture regarding the enigmatic J.D & S perfin (J14) outlined in Roy Gault and Maurice Harp's article in the last bulletin [1]. Could it be that a company in Canada had the same initials? Could this simply be a coincidence?



1895-1935



J2160.01

To explore this hypothesis I conducted a bit of an experiment.

Let's start with the machine cancel obliterator. It clearly appears to be from a Bickerdike M6, which was used for a relatively short period between March and October 1902 [2].

From a search of eBay 1902 covers, this device appears to have been used in Ottawa, Hamilton and Montreal. A total of 19 covers were found with 11 from Montreal, 5 from Ottawa and 3 from Hamilton.

Therefore, it appears that a good place to start searching would be in the online city directories for Montreal. Searching the 1902-03 Lovell's Montreal City Directory [3] revealed no "J" companies with initials "J D & S", for

example, "Jones, Davies & Smith". However, using the British equivalent as a guide with the first name first (e.g. "James Dixon & Sons) there were two entries that did fit these initials, James Dalrymple & Sons, and John Dougall & Sons (see figures 1 and 2).

Therefore, it is not out of the question that this rare Canadian perfin is a doppelganger of the British perfin. Sloper, the perforation machine manufacturer, may have thanked his lucky stars that he could have produced two machines from the same die.

Sadly, without further evidence this shall remain a conjecture. Further searches in the Ottawa and Hamilton directories may reveal more companies. Let's hope a cover materializes.

Union av
" John Redpath, of John Dougall & Son, " Ivy
Green," 294 Drummond
DOUGALL JOHN. & SON (John Redpath Dougall
and Frederick Eugene Dougall), printers,
publishers and proprietors Montreal Daily and
Weekly Witness, Northern Messenger and
World Wide, also job printers, stereotypers,
electrotypers, photo-engravers, etchers, etc.,
672 to 682 Craig and 142 St Peter
" Mrs. Anne, wid Mc B., 25 Coursol
Dougherty John H., clerk G.T.R., 252 Liverpool

Dalphonf Francis, shoemaker, 182½ St Timothée
Dalrymple Albert H., of Jas. Dalrymple & Sons, 258
Prince Albert av, Westmount
“ Charles Robert, of Jas. Dalrymple & Sons, 26
Lincoln av
DALRYMPLE JAMES & SONS, produce and com-
mission merchants, 594 St Paul
“ James, of James Dalrymple & Sons, 45 St Mark
“ James, foreman, 184 Mitcheson

Figure 1 and 2. These were taken from Lovell's Montreal City Directory 1902-1903

References:

1. Gault, Roy, and Harp, Maurice, (2021), A Canadian Enigma, The BNA Perforator, Vol. 42, No. 1, April.
2. Sessions, D. F., (1976), Machinations, Part 2 Montreal, Maple Leaves, Journal of the Canadian Philatelic Society of Great Britain, Vol. 16, No. 1, April.
3. Lovell's Montreal City Directory, 1902-03, <https://numerique.banq.qc.ca/patrimoine/>


Updates to the 6th Edition of the Canadian Stamp with Perforated Initials

Only includes new stamps added with their positions. Does not include positions added to stamps already recorded in the handbook. The next update will be the 1st August 2022 so please have your updates, correction, etc. in by the 15th July 2022,. Thank you, Gary Tomasson Editor (tomasson@shaw.ca)

A4	5.A.2	Add stamp # 122 -1.
B4	5.B.1	Add stamp # 1376i -1*.
B10	5.B.3	Add stamp # 106ix -1.
B12	5.B.4	Change stamp # 106i-1. to 106c -1. Add stamp # 122b -1.
B15	5.B.5	Add stamp # 105f -1.
C8	C.5.3	Add stamp # 117ii -1.
C11	C.5.4	Add stamp # 120a -1.
C15	5.C.6	Add stamps # 93i -1., 111iii -1., 112iii -1. & Toronto 3-107 -1.
		Change stamp # E2i to E2a
C24	5.C.10	Add stamps # 306bs -1., 362i -1., 444 -7., 459v -4. 478 -4. & 723Aiii -1.
C25	5.C.11	Add stamps # 89iv -1., 104b -1., 104c -1., 104i -3., 106b -1., 106c -1,3., 106iii -1,3., 106vii -1. & 108ii -1,3.
C26	5.C.12	Add stamps # 362i -1,3., 385 -3., 902 -4., 996 -1., 1081 -1., Bar X-337 -3. & Bar X-338 -1.
C28	5.C.14	Add stamps # 197e -1. 362i -1,3.& E9 -8.
C34	5.C.18	Add stamps # 341i -1., C1 -1. & FWT8 -2*.

C35	5.C.19	Add stamp # 118b -1.
C36	5.C.20	Add stamps # 104i -2,8., 104b -1,3., 106b -1,3., 106vii -1,3., 106ix -8., 169a -1,3., 170i -1., 341i -1. & C9ii -1.
C37	5.C.21	Add stamp # 214 -5.
C46	5.C.22	Add stamp # 242 -5., 4-112c -3. & 4-119iv -3.
D3	5.D.1	Add stamp # 119 -1.
D6	5.D.2	Delete stamp # 195i -.
E1	5.E.1	Add stamp # 104i -3.
E2	5.E.1	Add stamp # Montreal 10-8-195d -1.
E6	5.E.2	Change the Latest Postmark from 1916/12/06 to 1917/12/13 .
G1	5.G.1	Add stamp # 107e -1.
G16	5.G.5	Under notes add Might be a Canadian GWL perfin without a code pin .
G18	5.G.8	Change the Latest Postmark from 1928/-/- to 1937/07/02 . Add stamp # 221 -5.
G21	5.G.9	Change the Latest Postmark from 1929/05/21 to 1945/10/24 . Under notes add Known with a Prince George BC postmark. and Perfin found on cover without a code pin . Add stamp # 233 -1,5., 252 -1. & 254 -1.
I9	5.I.4	Add stamp # 119c -1.
I12	5.I.6	Delete stamp # 195i -. Add stamp # 89 -7.
I13	5.I.6	Add stamps # Hamilton 4-105d -1. & Hamilton 4-149-D -1.
I14	5.I.6	Add stamp # FMT13 -2.
I16	5.I.8	Add stamp # Montreal 4-104-DDB -1.
J7	5.J.2	Change J.H. SEMPLE to J.H. STILES
J13	5.J.4	Add stamps # 89i -1., 89ii -1. & 89iii -1.
J14	5.J.4	Change JOHN DEWHURST & SONS LIMITED to JAMES DEAKIN & SON . Change SKIPTON to SHEFFIELD . Change GB# J2150.03 to GB# J2160.01
M9	5.M.3	Change note from "This die changed to N3." Dies changed to N3 – Department of National Defence between June 28, 1922 and 1925/12/12 . Delete stamp # 126 -. Change stamp # 120-. to 120a & stamp # 122- to 122b
M12	5.M.4	Add stamp # 197e -1.
M13	5.M.4	Add stamp # 112ii -1.
M17	5.M.6	Add stamps # 90 -1., 114iv -1., 191a -1. & MR1 -1,7.
M20	5.M.7	Add stamp # 108c -1.
M23	5.M.8	Add stamps # 89ii -1., 106b -1., 106v -1. & 164a -1.
M28	5.M.9	Add stamp # 108c -1.
N3	5.N.1	Change note from "Dies changed from M9." to Dies changed from M9 – Militia Department between June 28, 1922 and 1925/12/12 . **Suspect, out of sequence, might be fake. Add ** to the following stamps # **104-1,5., **104c-., **104ii-, **106-1., **106iii-5., **111-1., **111a-., **111b-., **116-1., **135-., **MR4-., **MR4i-., Ottawa **1-MR3-., **1-MR4-I-., **3-104-. & **3-116-.

N5	5.N.2	Add stamp # 117-5. & 142-4.
N15	5.N.5	Add stamp # 104c-1. & 106v-1.
N17	5.N.6	Add stamps # 104b-1., 104c-1., 106c-1., 106iii-1., 106vii-1., 108c-i. & 150a-1.
N23	5.N.8	Add stamp # 324-5.
N24	5.N.9	Add stamp # 282-1.
O2	5.O.1	Change the Earliest Postmark from 1918/-/- to 1915/12/14. Change the Latest Postmark to 1918/-/-.
O6	5.O.2	Add stamp # 119-4.
O8	5.O.3	Add stamp # 105f-1., 109c-1., 117a-1., 119c-1., 198-1., 200-1., C2-4., E1*^o-, E4-4. & E9-4.
O9	5.O.4	Add stamp # C1i-1.
O10	5.O.4	Add stamps # 262-1,1*., C7-1*. & CE2-1,1*.
O11	5.O.5	Add stamp # 90e-1.
O14	5.O.6	Add stamp # 106iv-1.
P18	5.P.6	Add stamps # 110b-1. & 199-1.
P19	5.P.6	Add stamp # 107e-1.
P21	5.P.8	Add stamp # 104c-1.
Q1	5.Q.1	Add stamp # 108c-1,5,7.
R3	5.R.1	Add stamp # 104c-7.
R6	5.R.2	Add stamp # 163b-1.
R7	5.R.3	Add stamp # 242-2.
R8	5.R.4	Add stamp # 89i-1.
S1	5.S.1	Add stamps # 108c-1,3,5. & Toronto 11-105d-1.
S3	5.S.2	Add stamp # 117-1.
S4	5.S.2	Add stamps # 117-1. & 259-1
S8	5.S.3	Add stamp # 119c-1.
S10	5.S.4	Change note from "Found with Winnipeg cancels" to "Found with Manitoba cancels". Add stamps # 104c-1., 106b-1., 106c-1., 106iii-1., 195d-1. & 402-2.
S20	5.S.7	Add stamp # 104b-5.
S21	5.S.7	Add stamp # 106b-1.
S22	5.S.8	Add stamps # 112dp-1., 112i-1., 118b-1. 119d-1. & 120i-1.
T1	5.T.1	Add stamp # 104c-1.
T2	5.T.1	Add stamp # 106c-1.
T7	5.T.	Add stamps # 106c-4., 107v-2. & MR3b-2.
T10	5.T.3	Add stamps # 107a-1., 108c-1. & 111a-1.
T11	5.T.3	Add stamps # 251-1., 254-1. & 255-1.
T12	5.T.3	Add stamp # 105e-1.
W1	5.W.1	Add stamp # 107e-1.

W5	5.W.2	Add stamps # 562-1. & 563i-5.
W7	5.W.3	Add stamps # 106b-1,5., 106iv-1. & 108b-1.
W10	5.W.4	Add stamp # 36i-7.
W11	5.W.5	Add stamp # MR2-1.
W14	5.W.6	Add stamp # 112c-1
	D.7	Make the following changes - Two schools of thought, one that this halved the value of the stamp and the other more predominant one that it is just a cancelling device. See an interesting article in "Canadian Revenues, Volume 6, Ontario and Quebec, on electronic CD or DVD by Edward Zaluski. This cancel is found on 1871-90 Quebec Law Stamps in various stamp perforations e.g. 11½ x 12 and 12. Note missing pin in the "1".
		 <p>This image shows that the broken pin was at the bottom of the '1'</p> <p><small>QCLaw02Can-B2</small></p>
S22.1	I.2	Add stamps # 173-3. & 202-8.
S22.2	I.2	Add stamps # 107e-3. & 201-1.
S22.6	I.4	Add stamps # 109-7., 150-5. 174-1. & 225-1.

New Earliest Reported Usage of the I20 – International Harvester Company (Saskatoon)

Russell Sampson

The pair of I20 perfins on 2-cent King Edwards in Figure 1 shows two faint and partial duplex cancels. The two partial cancels were extracted by importing 400 dpi PNG image files into the online application hosted on the Battleship Revenue Stamp web site [1] (see Figure 2 and 3). The contrast of the resulting two images was then enhanced using Preview for Mac.



Figure 1: The original scan of the Scott 90 pair with I20 perfin showing faint and partial duplex cancels.




Figure 2 and 3: Extracted cancels.

The final images were then imported into PowerPoint where they were stacked and joined, revealing the cancel as SA(SKAT)OON SASK PM MY 6 11, (May 6, 1911) (see Figure 4). This date precedes the earliest reported usage of the I20 by one year and 25-days [2]. Figure 5 is a real-photo postcard of the International Harvester Company of America offices in Saskatoon, the very likely home of the perforator.



Figure 4. Merged images

This item was acquired through an eBay auction in 2020 and is from the collection of the late Ellen “Kitty” Weisz, one of the earliest members of the Perfin Club [3]. Kitty was born and raised on an Iowan farm, and became an “insurance saleslady and housewife”. She married Robert Weisz (1922 – 2017) a prominent collector and dealer, known as the “Stamp King of Chicago” [4]. Kitty turned to perfin in order to collect something different from her husband’s philatelic interests. She was also an avid organizer and hosted numerous “get-togethers” of fellow perfin collectors in her hometown of Arlington Heights, Illinois [5].



Figure 5. Real-photo postcard of the International Harvester Company offices in Saskatoon.

References:

1. Battleship Revenue Stamps, *Cancel Extractor* <http://www.battleship-revenues.com/extract.xhtml> (accessed June 17, 2021)
2. Johnson, Jon and Tomasson, Gary, (2019), *Canadian Stamps with Perforated Initials*, Sixth Edition <https://bnaps.org/PerfinHandbook/PerfinHandbook.htm> (accessed June 17, 2021)
3. *Thumb-Nail Sketches #50, Mrs. Ellen (Kitty) Weisz, #581, Perfin Bulletin*, 18(2), page 2, Feb. 1965
4. Baadke, Michael, (2017), *Robert Weisz, the original 'Stamp King' of Chicago, dead at 95, Linn's Stamps News*, May 11.
5. *Member Activities, Perfin Bulletin*, 18(12), page 3, Dec. 1965.

PUGH REFERENCE MANUALS of B.N.A. FAKE, FORGERIES & GENUINE Series II- Release 5A

Gary Tomasson

If you have any interest in perfin, you need Ken Pugh's revised manual on "*The genuine and fake perforated OHMS official stamps of Canada* (5th digital edition, July 2021)". Yes, the manual is written with Canadian perfin in mind but the detection checks can be applied to any perfin, anywhere in the world. The manual comes in 3 parts: Detection checks (62 pages), five hole OHMS official stamps (40 pages) and four hole OHMS official stamps (45 pages).

Part 1: Detection checks does a great job on outlining how the Canadian perfin field has been riddled with fakes but more importantly how ordinary perfin collectors can protect themselves and their hobby with some 20+ checks or tests to identify the fakes from the genuine perfins. Of course, a lot of the checks can be used on all stamps.

Part 2 and 3, of the manual, goes into depth on the OHMS perfins with excellent pictures and large scans of examples of both the good and the bad perfins.

You can contact Ken at kpugh@shaw.ca

PUGH REFERENCE MANUALS of BNA FAKES, FORGERIES, & GENUINE



*The genuine and faked perforated
OHMS official stamps of Canada
Part 1: Detection checks*

by Kenneth W. Pugh