




# THE BNA PERFORATOR

Published by the British North America Philatelic Society – The BNA Perfin Study Group

Volume 39 Number 1

January 2018

Whole Number 148



## Editor's Post

¶ I have received the following suggestions on what the Study Group might do with its access funds.

- *"subsidize the printing of about 200 copies (that would be \$12.50 a copy) of the Perfin Catalogue so it could be sold at a very reasonable price. If a hard copy version was for sale, it might encourage more folks to collect Canadian perfin. I walk into Chris Green's stamp store here in Ottawa and he seems to be able to sell copies of the new Precancel and Revenue catalogues, If a subsidy of say \$12.50 a copy would enable sellers to retail the publication for about \$25.00 or less, I think collectors would purchase it. If it did become available and some were given out as review copies, we would also get some free publicity for our hobby."*
- *"a perforator set for the study group (Note: although postal use is down for the "Perforator", it would be a novelty and a number of issues could be made available for existing members and prospective/new members"*
- *"use some of the funds to promote study membership expansion: esp. advertising in periodicals of other like groups (eg. The US perfin Club, The perfin Society)."*
- *Pay someone to develop a web site like the Perfin Club with scans of Canadian perfin covers.*
- *"Start a perfin research grant. Collectors could apply for money to travel to meetings (they must present research at this meeting) or purchase equipment (donated back to the club after finishing their research)."*
- *"Donate the money to the Perfin Club or the Institute for Analytical Philately to do the above things."*
- *"Purchase research material and then donate it to the APS Research library"*
- *"I believe there is an important collection of perfin that was donated to the Canadian Archives in Ottawa. I don't believe this is accessible from the internet. It would be great to have that collection scanned and put on the web. Pay someone - an archivist - to scan this and then put it on the BNAPS web site. I believe either Jon Johnson or Gary Tomasson told me about this."*
- *"convert the 2002 position list to a user friendly, searchable data base that can be updated and is maintained by our Study Group."*

Exchanging emails is probably the best way to continue the conversation.

¶ I would like to note the passing of Jim Black last year. Jim was contributor to our newsletter and a frequent email correspondent of your Editor.

## Secretary Treasurer

Barry Senior  
4 Whiteway Place  
Clareville NL A5A 2B5

## Editor

Jim Graham  
2 Grandview Drive  
Dartmouth NS B2W 1X5

# 1st January 2018 changes to the 5<sup>th</sup> Edition of the Canadian Stamp with Perforated Initials.

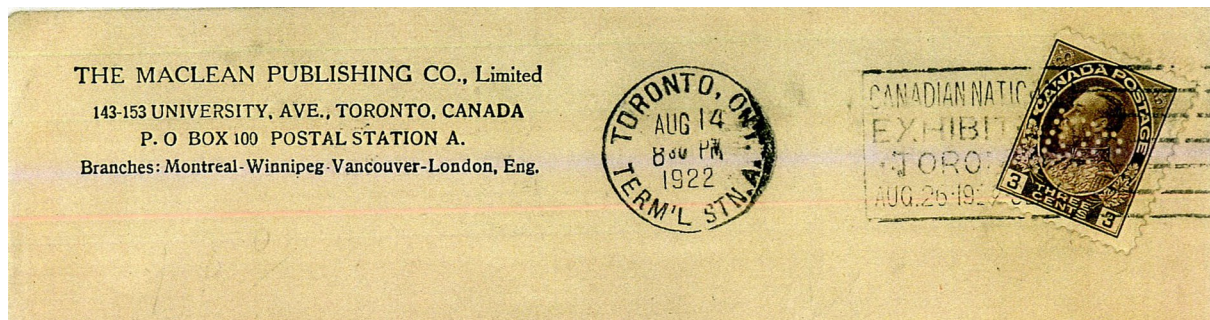
5.A.2	A4	Change EARLIEST POSTMARK from 1915/03/24 to <b>1915/01/19</b>
5.B.3	B12	Add stamp number <b>119iv</b>
5.B.4	B16	Change EARLIEST POSTMARK from 1946/11/26 to <b>1946/06/06</b>
5.B.4	B16	Add stamp number <b>10-233</b>
5.C.3	C10	Add <b>NL</b> after CA
	C10	Add stamp number <b>NL270</b>
5.C.4	C14	Add stamp number <b>90ii</b>
5.C.8	C25	Add stamp number <b>654</b>
5.C.9	C26	Add stamp numbers <b>220, 434, 624, 724, 1130, 1157, 1158, 1200, 1201</b> and <b>1202</b>
5.C.10	C28	Add stamp numbers <b>225</b> and <b>473</b>
5.C.11	C28	Add stamp number <b>1047</b>
5.C.13	C34	Add stamp number <b>X340</b>
5.G.6	G22	Add stamp number <b>251</b>
5.I.1	I4	Add stamp numbers <b>330</b> and <b>336</b>
5.I.3	I5	Add stamp number <b>175</b>
5.I.6	I13	Add stamp number <b>371</b>
5.J.2	J2	Add stamp number <b>90ii</b>
5.J.3	J13	Add stamp number <b>93</b>
5.L.1	L1	Add stamp number <b>390</b>
5.L.3	L8	Add stamp number <b>324</b>
5.M.4	M17	Add stamp number <b>255</b>
5.N.6		N18 with missing code hole add stamp number <b>252</b>
	N18	Add stamp number <b>276</b>
5.N.9	N31	Change LATEST POSTMARK from 1915/04/23 to <b>1915/07/10</b>
5.O.1	O1	Add stamp number <b>MR2</b>
	O5	Move to page 5.O.2
5.O.2	O8	Move to page 5.O.3
5.O.3	O8	Add ° to stamp numbers <b>104, 106, 111, 114, 116, 246, 247</b> and <b>248</b>
		Add ° <b>Philatelic</b> to bottom of O8
		Delete stamp numbers <b>109c, 119c, 135</b> and <b>209</b>
		Add stamp numbers <b>163b, 170</b> and <b>177</b>
5.O.4	O9	Delete stamp numbers <b>240</b> and <b>C9i</b>
		Add stamp numbers <b>247, C5</b> and <b>E9</b>
		Section O now has 5 pages

5.P.2	P6	Add stamp number <b>315</b>
5.P.5	P18	Add stamp number <b>SE7a</b>
5.S.1	S1	Add stamp number <b>NL191</b>
5.S.2	S4	Add stamp number <b>170</b>
5.S.6	S21	Add stamp number <b>FX9</b>
5.W.3	W7	Add stamp number <b>117</b>
5.W.5	W14	Add stamp number <b>114</b>
	W15	Add stamp number <b>141</b>
I	I1	Add line for <b>BAR X 340 C34 CPR</b>
I	I3	Add line for <b>Montreal 10 233 B16 BT</b>
J	J2	Add lines for <b>FX8, FX9, FX10, FX11</b> for <b>G1</b>

### **JB Maclean Corner Cards with Perfins**

Jack Brandt has provided yet another different JB Maclean corner card perfin cover. The cover is franked with Scott 108 with the perfin in Position 3. The Canadian National Exhibition slogan cancel is C-310 in the Slogan Postmarks of Canada catalogue (Coutts).

This brings the total to 26 distinct corner card covers with the JBM perfin (the list is in Issue #145, February 2016). This cover from 1922 is similar to covers from 1917 and 1920 but the listed post office box has changed from #368 to #100. Box 100 did not replace Box 368 as other covers, *Canadian Machinery* (1923) and *Bookseller and Stationer* (1926), indicate it was retained.





## New Latest Reported Usage of the G13 Perfin – Grand Trunk Pacific

The use of slogan cancels in solving a perfin puzzle

Russell D. Sampson

Philately is an interdisciplinary diversion. Not only do I collect and study Canadian perfins, but also Canadian slogan cancels. Often, one interest can provide insights into the other.

This cut-piece is from a corner card stating "[Th]e Fort Garry" / Winnipeg, Canada / [G]RAND TRUNK SYSTEM (see Figure 1). This is none-other than the iconic Fort Garry Hotel in downtown Winnipeg. This majestic chateau-style hotel was



Fig. 1 Sampson LRU JUL 20 1920 Winnipeg



Fig. 2 Fort Gary Hotel GTP Post Card

built in 1913 and operated by the Grand Trunk Pacific Railway [1] (see Figure 2). The railway eventually went bust and its operation was placed under the management of the Canadian National Railway on July 12, 1920 (see Figure 3a and 3b reduced). By 1923 GTP was completely absorbed by the CNR. [2] For those Downton Abbey fans, the Grand Trunk was Lord Grantham's ill-advised investment that nearly brought the fictional estate to its financial knees (Season 3, Episode 1) [3].

This Winnipeg based perfin is relatively common with a rarity factor of F. The latest usage cited in the current online edition of the catalogue is May 27, 1920 [4]. The time and date of this specimen is obviously 5 PM JUL 2. However, what about the year?

Upon close inspection a seam on the envelope has rendered the year almost illegible by unfortunately bisecting these all-important digits on the dater hub (see Figure 4). Is there another way of determining the year? This is where slogan study can be of use.

The slogan cancel is a Coutt's H-380 (Proulx 4400) "HELP / PREVENT / FOREST FIRES" [5]. This slogan was used in Winnipeg from 1920 to 1924 and again from 1926 to 1927. Therefore, the first three digits of the year




Fig. 3a CNR Fort Gary front




Fig. 3b CNR Fort Gary back

are certainly “192” and is therefore, a new latest date – but exactly how late?

From a visual analysis and considering the date-range of the slogan, the last digit of the year could be either a “0”, “3”, or “6”. The digit “2” appears to be unlikely since, once examined under high magnification, the characteristically sharp lower left corner of the “2” as seen in the third digit is not seen on the fourth digit. Also, the top-left of the two digits do not match, with the last digit appearing to continue too far downward (see Figure 4).




Fig. 4 G13 Sampson LRU JUL 20 1920 Winnipeg CDS

An examination of the online archive of the BNAPS Slogan Cancel study group’s journal – *The Slogan Box* – provided the answer [6,7]. A total of six slogan dies were used in Winnipeg during the period in question. An image of each slogan die type was reproduced in the article and from the vertical alignment of the letters, it was apparent this specimen is an A-3.

According to the members-only online database of the Postal History Society of Canada [8] the A-3 appeared in Winnipeg only in 1920, 1921 and 1922. In a Slogan Box update [6], an image of a clearly struck 1920 Winnipeg dater hub appears and its strong resemblance to the GTP perfin specimen in this study, strongly suggests the final digit is in fact a “0”.

Therefore, also considering that the digit “1” and “2” are eliminated by their inconsistent appearance to the specimen; this leaves only 5 PM July 2, 1920 as a likely date, only ten days before the demise of the company.

---

## References

1. Canadian Historic Places, Parks Canada, <http://www.historicplaces.ca/en/rep-reg/place-lieu.aspx?id=1190&pid=0>
  2. Wikipedia, Grand Trunk Pacific Railway, [https://en.wikipedia.org/wiki/Grand\\_Trunk\\_Pacific\\_Railway](https://en.wikipedia.org/wiki/Grand_Trunk_Pacific_Railway)
  3. PBS Masterpiece Theatre, <http://www.pbs.org/wgbh/masterpiece/episodes/downton-abbey-s3-e1/>
  4. Canadian Stamps with Perforated Initials, 5<sup>th</sup> Edition (2017), Jon Johnson and Gary Tomasson ed. <http://www.bnaps.org/PerfinHandbook/PerfinHandbook.htm>
  5. Coutts, Cecil C. (2007) Slogan Postmarks of Canada, 3<sup>rd</sup> Edition
  6. Rosenblat, Dan, (1989), **HELP PREVENT FOREST FIRES, Slogans 4400 and 4400-A, English and bilingual**, *The Slogan Box*, Vol. 2, No. 4 (whole number 9).
  7. Editors, (1989), **Updates to Prior Issues: Slogan 4400, HELP PREVENT FOREST FIRES**, *The Slogan Box*, Vol. 2, No. 6 (whole number 11)
  8. Postal History Society of Canada website, Slogan Database (editor: Coutts, Cecil, C.) <http://www.postalhistorycanada.net/php/postmarks.php>
-

