

PENCE-CENTS ERA STUDY GROUP

Of the British North America Philatelic Society
Volume XII, No. 2, May 2023

Monday, February 24, 1851.

Breakfast at Elms Hotel
with Mr Rutter & Heath
Morrison Post Master General
Designing postage stamps
for him



Wednesday, 26.

The Sir Sandford Fleming Essay - the Birth of Canada's First Postage Stamp, courtesy of Eastern Auctions

Lot 1 – The Brigham Estate Province of Canada Part I - March 17, 2023

Realized \$562,875 (\$475,000 hammer plus 18.5% buyer's premium), the highest realization for a philatelic item ever sold at auction in Canada.

Dear Study Group Member,

The Eastern Sale of Part One of The Brigham Collection was simply overwhelming. Bidders put their hands up and kept them up for the better part of the Sale. Part II will feature **Rarities of the 6d and 10c Consort on Friday August 18, 2023**. The digital flipbook preview of The Brigham Estate Province of Canada Part II will be available exclusively on the [Eastern Auctions website](#) around June 23. One of the many prize items here will be a VF Mint 10c Black Brown with Original Gum, a pair of 10c Chocolate Brown Consorts on a Front and many nice proofs with Constant Plate Varieties.

Sparks has a Sale coming up on June 1-3 and Maresch has a sale on June 20-21.

You may have noticed that the Stamp Shows have been few and far between with only the legendary shows like Orapex opening. This seems to have happened due to poor attendance. Since the cost and risk need to be mitigated, less well-known shows have not been attempted or have been delayed until the fall. This leaves us with smaller local shows from clubs and online auctions from Eastern, Maresch, Sparks and the many other auction houses.

If you miss the fun and comradery of a good Stamp Show. BNAPEX 2023 will be held in Dartmouth, Nova Scotia in the Best Western on 15 Spectacle Lake Drive, Dartmouth NS, B3B 1X7 September 14-17, 2023. If you get there before dinner time on Friday September 15, there is the promise of a fresh lobster dinner.

Jim Jung

In This Issue.....	Page No
<i>Title Page: The Sir Sandford Fleming Essay - the Birth of Canada's First Postage Stamp, courtesy of Eastern Auctions</i>	
Welcome to 35 th Edition.....	Jim Jung 2
7 1/2d Position 69 Misplaced Entry	Jim Jung 4
5c Plate Scratch Positions	Jim Jung 8
Berri Duplex Updates	Vic Willson 24
Printed Matter Postage Rates and Destinations...	Ronald E. Majors 26
Upcoming Shows	29

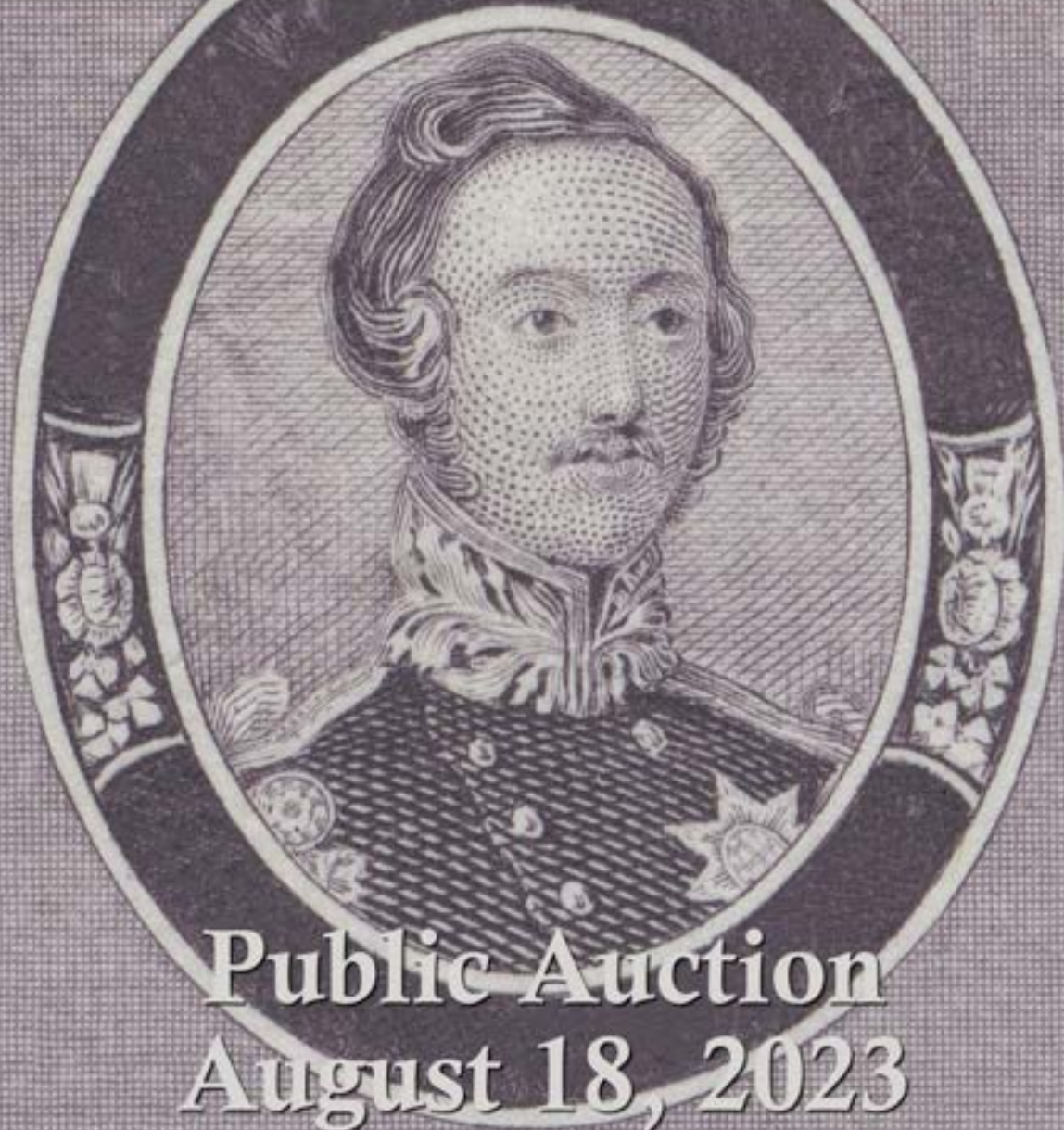
Application for Membership in the BNAPS Pence/Cents Study Group

If you have an interest in early Canadian and BNA stamps, covers and postal history including stampless, please fill out and return this form to Jim Jung or e-mail a copy of this information to: jimjung8@gmail.com. It's free with a BNAPS membership

Name: _____
Street Address: _____ City: _____
Province/State: _____ Postal/Zip Code _____ E-mail _____
FAX: _____ Telephone: _____

Describe your interest area(s):

The Brigham Estate Province of Canada Part II



Public Auction
August 18, 2023



Eastern Auctions Ltd.

P.O. Box 250 - Bathurst - New Brunswick - E2A 3Z2 - Canada

Tel: 1(506) 548-8986 / Fax: 1(506) 546-6627

Toll Free Tel: 1(800) 667-8267 / Fax: 1(888) 867-8267

Email: contact@easternauctions.com / Website: www.easternauctions.com



7 1/2d Position 69 Misplaced Entry by Jim Jung



Image courtesy of Sparks Auctions

It's been getting harder and harder to find nice Plate Flaws and re-entries that have not been described by the Auction houses since Sparks Auctions, Eastern Auctions and R. Maresch & Son have been describing these flaws in their lots. This increases the price as more bidders are likely to bid on these stamps, knowing that the catalog value of these flaws and re-entries are much higher than the regular stamp.



Image courtesy of Sparks Auctions


This is a lot of a proof pair from the recent Sparks Auctions Sale that was described as "mole on forehead on right stamp". The right stamp is actually the position 69 Misplaced Entry, with a similar error to positions 47 and 83, listed in Unitrade as *9iv Misplaced Entry in UL and UR spandrels and upper margin*. This used to be called *Flaw in the UR triangle*. A closeup showing the flaw is at the top of this page.

5c Plate Scratch Positions by Jim Jung



Even VG copies of this stamp with the flaw have a catalog value of \$3500 CDN compared to a mere \$750 CDN for the normal stamp. That's a huge increase in value if you find a stamp with this flaw. Here is a copy of the stamp. It's harder to see the flaws on the stamp compared to the proof but the stamp is worth much more in value at this time. I find that the proofs with flaws and re-entries have been going up in value as collectors are bidding on auction lots more aggressively as beautiful blocks and pairs with these flaws show up with nice descriptions in Auction sales. When bidders see the Flaws and Reentries described, sometimes with a nice certificate confirming the variety, they are more likely to bid higher. Since catalog values in Unitrade are based on Auction results, this increases the catalog value of the variety.

5c Plate Scratch Positions by Jim Jung



Although the flaws at position 69 are quite similar to position 83, with marks in both upper corners and on the Queen's forehead, when compared together you can see the position 83 marks are quite a bit stronger than position 69. These scans are both proofs, with position 83 above and position 69 below.



Image courtesy of Sparks Auctions

r. maresch & son

CANADA'S OLDEST STAMP AUCTION HOUSE. DEALERS IN
FINE STAMPS SINCE 1924.



Our unreserved auctions have wonderful Canada, Provinces, British Commonwealth, and Foreign, from classic singles, sets, Postal History, covers, and large estate lots. Call or write us for a free catalogue, or to discuss getting top realizations for your collections.

Don't forget to sign up online to receive email notifications about upcoming sales.
<https://www.maresch.com/about-us/e-mail-notifications/>.

2 VATA CRT UNIT 6 AURORA ON L4G 4B6 CANADA

☎ (905) 726-2197

www.maresch.com

5c Plate Scratch Positions by Jim Jung



Position 19 State 3, Whitworth PF25, Vertical Scratch thru E of CENTS

When collecting the 5c Beaver, you will find a number of Plate scratches, many of them light but very substantial. It's quite difficult to find some of these as these fine scratches wore away fairly quickly or were corrected quickly. I've tried to put together a summary of these stamps from Mike Smith's, and my own collection, with closeup images as these are sometimes difficult to notice. You need a sharp eye to catch some of these beautiful flaws. You might notice that there are a number of nice plate scratches in State 4 of the plate, especially in the center of the sheet




Stamps from Mike Smith's collection are noted in the text description. The remaining stamps are from my collection.

5c Plate Scratch Positions by Jim Jung



Position 35 State 4, Whitworth PF11, Diagonal scratch in Lower right corner. The extra flaw in the image at right below is Huff's Flaw H7009, described as "two dots below C of CENTS." This stamp is from Mike Smith's collection.





5c Plate Scratch Positions by Jim Jung

Position 39 State 4,
Whitworth PF8, Railroad
Tracks at right. This flaw is
easier to find as the two
scratches are heavy and
more visible. It also lasted
for 2 States of the plate.



State 4 images courtesy of Michael D. Smith

Position 39 State 5,
Whitworth PF8, Railroad
Tracks at right. The later
State 5 stamp has a weaker
impression of the two
scratch lines. Both stamps
also have Huff Flaw H3016,
short light scratches in the
lower left margin.



5c Plate Scratch Positions by Jim Jung

Position 48 State 2
Whitworth PF1
Scratch thru POST.
The marked closeup
below shows the very
faint, but extensive
scratch from the upper
margin to the T in
POST. This stamp is
from Mike Smith's
collection.



5c Plate Scratch Positions by Jim Jung




Position 61 state 5, Unlisted in Whitworth, Scratch from R of VR through A of POSTAGE. This stamp can be plated using the dots at the lower left margin.



5c Plate Scratch Positions by Jim Jung



Position 62 state 5a, Whitworth PF16, Scratch through lower left 5 and E of FIVE



5c Plate Scratch Positions by Jim Jung



Position 63 State 1 PF1a, PF114c diagonal scratch through O of POSTAGE and upper right 5. PF86b is a single dot above the center of the crown. PF114c is a single dot below C of CENTS between framelines. H7036 is a dot below E of CENT. This proof is from Mike Smith's collection.



5c Plate Scratch Positions by Jim Jung



Position 64 State 4 Whitworth PF13 is the curved railway tracks through NT of CENTS and Whitworth PF28a are the many long and short scratches below the crown, through the sun and the trees reaching the right side of the oval.

This copy from Mike Smith's collection is the strongest I have seen. Most copies do not show the scratches below the crown area. The marks through the lower right 5 are also a constant part of PF13.

5c Plate Scratch Positions by Jim Jung



Position 64 State 4 Whitworth PF13 is the curved railway tracks through NT of CENTS and Whitworth PF28a are the many long and short scratches below the crown, through the sun and the trees reaching the right side of the oval.

This copy from my collection is nice but the scratches are just a bit lighter than the copy on the last page. The scratches below the crown area are less noticeable but the other scratches are quite strong.

5c Plate Scratch Positions by Jim Jung



Position 65 State 4, Whitworth PF23a, Scratch through the trees and the G of POSTAGE



5c Plate Scratch Positions by Jim Jung



Position 65 State 4, Whitworth PF23a, Scratch through the trees and the G of POSTAGE. Mike Smith found this wonderful copy of this flaw on a cover dated in manuscript at left: **1864 Rec'd 4 April**. So now we can date the time of the flaw to the Spring of 1864. The flaw on this copy is very light so stronger copies would be from before April 1864.



5c Plate Scratch Positions by Jim Jung



Position 75 State 4, Whitworth PF7, Long scratches above the sun through G of POSTAGE. This copy in the Brownish Red shade shows the flaw very strong. It is also a very clear printing.



5c Plate Scratch Positions by Jim Jung



Position 75 State 4, Whitworth PF7, Long scratches above the sun through G of POSTAGE. This copy from Mike Smith shows the flaw at its' weakest point. It looks quite different but if you see a copy, you should grab it as this flaw is quite scarce. It is only listed in State 4 of the plate. Whitworth states that it was removed for State 5 but judging from this copy, there wasn't much to remove.



5c Plate Scratch Positions by Jim Jung



Position 80 State 3, This one is difficult to see. You really have to look carefully. Whitworth does not have a Plate Flaw number for this scratch and only mentions it beside the drawing for Position 80 that this occurs in State 3. The small dot under the O of POSTAGE in the oval is PF48a and the left side framelines and ovals show traces of Reentry 38a.

5c Plate Scratch Positions by Jim Jung



Position 90 State 4a, Whitworth PF20, Unitrade 15viii, this is the Split Beaver variety that is listed in Unitrade.




5c Plate Scratch Positions by Jim Jung



Position 90 State 4a, Whitworth PF20, Unitrade 15viii, this is the Split Beaver variety that is listed in Unitrade. This is a beautiful cover dated LONDON SP 30 63 with a stamp showing the variety. Although partially hidden behind the duplex grid of the postmark, it can still be seen in the closeup below.



There is a TORONTO OC 1 63 single split ring receiver on the back.



References

Geoffrey Whitworth, *The Five Cents Beaver Stamp of Canada*, London England, Royal Philatelic Society, 1966.

Berri Duplex Updates by Vic Willson

A new ERD for Three Rivers PM timemark was secured by me on ebay- PM/MY 22/61. The earlier date was MA 2/64 per the Lee listing. The AM timemark ERD remains MA 23/61.



For those who did not see the Brigham sale catalog of March 17 a new Berri duplex ERD was listed on a Hamilton 1¢ printed matter cover to New Brunswick PM May 11, 1869, purchased by me. This beats the previous date of May 12 on a London cover.



Berri Duplex Updates by Vic Willson

New late date for Ottawa 13 bar BM of MR 20 71. Previous date was JA 16/71. I know this is not Pence/Cents but still might be useful for Berri collectors.



New late date for Goderich AM of OC 13/63. Previous was AU 14/62



Printed Matter Postage Rates and Destinations During the Decimal (Cents) Period by Ron E. Majors

Part 2: Interprovincial Destinations

In Part I (1), I discussed the printed matter mail (non-letter mail) used domestically and provided examples of covers such as printed circulars and prices current. In this issue, I will discuss interprovincial printed matter sent to the Maritime provinces which during most of the decimal period (1 July, 1859 to 30 April, 1868) had their own postal departments although incoming postal rates were determined by the Canadian Post Office Department of the Province of Canada. After the Confederation, on 1 July 1867, the Dominion of Canada consisted of four provinces (ON, PQ, NB, NS) but the postal rates from Ontario and Quebec to the two Maritimes did not change.

The rate for printed circulars, prices current, etc. was set at 1 cent per 1 oz. during the decimal period and didn't change until 1873 when the weight basis was raised to 2 ounces. Getting mail from the Province of Canada (CW or UC and CE or LC) was hit or miss depending on the weather. Rather than repeating the various railroad, steamer and summer and winter overland routes which is beyond the scope of this article, one can get very detailed information from the excellent coverage in the Arfken and Leggett book (2).

Printed Matter to Nova Scotia

Figure 1 shows a simple example of a weekly produce circular sent from Montreal to Weir and Co. in Halifax, NS. The cover was endorsed "via Portland" which meant that the circular first went by rail to Portland, Maine, then by steamer to St. John, NB and next to Halifax, NS. A great number of such circulars went to the Maritimes at a bargain rate of a penny and provided the local merchants with a weekly update on prices and availability of various foodstuffs at the bigger markets in Montreal, Quebec.

A different produce circular (Black & Lockes) sent to Hawkesbury, NS also shows the use of a 1¢ QV stamp. Even in the 1860s, Hawkesbury was an important port in Cape Breton Island.

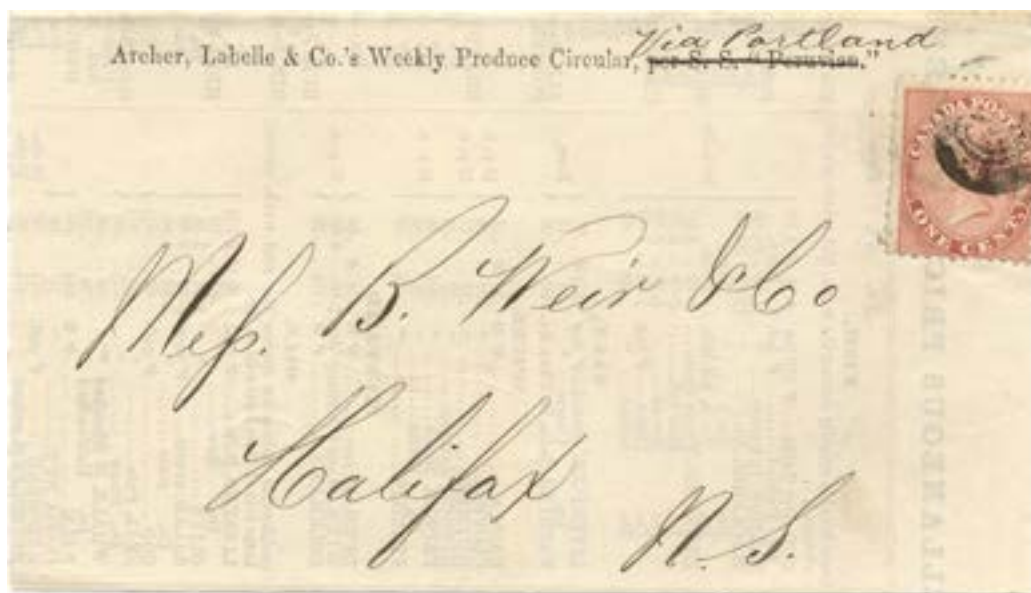


Figure 1. Printed Circular Sent to Halifax

Printed Matter Postage Rates and Destinations During the Decimal (Cents) Period by Ron E. Majors




Figure 2. Weekly Produce Circular sent to Port Hawkesbury, NS (courtesy of Bill Radcliffe)

A weekly circular sent to Mahone Bay in Lunenburg County, NS is depicted in Figure 3. Since most circulars were a single page on light paper, a double weight (2 Oz) circular is quite unusual. Paid with two 1¢ Queen Victoria stamps, this franking appears to be the only one that was recorded in the original Firby census (3).

An even more unusual franking is shown in Figure 4. Affixed to a James Lord weekly produce circular, originating in Montreal, is a 2¢ Queen Victoria stamp (issued in 1864). The Moravian steamship mentioned to the left of the stamp and indicated that the mail was carried by this ship was owned by the Allan line. According to the Firby census, only three covers with this franking have been recorded.



Figure 3. Double Weight (2 Oz) Circular to Nova Scotia

Printed Matter Postage Rates and Destinations During the Decimal (Cents) Period by Ron E. Majors



Figure 4. Produce Circular to Halifax Franked with 2¢ QV Stamp

Printed Matter to New Brunswick

A produce circular from Sewell, Wetenhall and Reid's, dated Aug 7, '63, is depicted in Figure 5. The "per S.S. America" steamship is covered up by the left margin stamp that pays the 1¢ rate to Miramichi, NB.



Figure 5. Produce Circular to Miramichi, NB

Printed Matter Postage Rates and Destinations During the Decimal (Cents) Period by Ron E. Majors



Figure 6. Short Paid Circular to New Brunswick

Figure 6 depicts a short paid circular rate, again to Miramichi. The 1¢ QV stamp is tied to the cover with a 2-Ring “21” (Montreal). Also noted on the front (right hand side) is a “1” handstamp that infers that the cover was overweight (greater than 1 oz) and thus an extra penny was to be collected from the recipient.

A similar cover is shown in Figure 7. This circular (abbreviated at lower left) was sent to Kingston, NB. A Kingston receiver (backwards) was applied in the Kingston P.O. and a handstamp “1” applied over the receiver so that the recipient would be sure to see that a payment was due. Figure 7a shows the many P.O.s that the letter traversed in its journey.



Figure 7. Short Paid Circular to Kingston, NB (courtesy of Bill Radcliffe)

Printed Matter Postage Rates and Destinations During the Decimal (Cents) Period by Ron E. Majors



Figure 7a. Scan of Reverse Side of Figure 7 showing wide variety of post offices that letter traversed on its way to Kingston. (courtesy of Bill Radcliffe)

Printed Matter to Prince Edward Island

According to the Firby census, there were only 4 printed matter covers to PEI during the decimal period. Figures 8 and 9 shows two of them (50% of the world's supply!).



Figure 8. Circular to PEI.

**Printed Matter Postage Rates and Destinations During the
Decimal (Cents) Period by Ron E. Majors**




Figure 9. Circular to PEI (courtesy of Bill Radcliffe)



Figure 9a. Reverse Side of Figure 9 Showing Sharp Prince Edward Island Receiver (courtesy of Bill Radcliffe)

Printed Matter Postage Rates and Destinations During the Decimal (Cents) Period by Ron E. Majors

Small Book Rate to New Brunswick

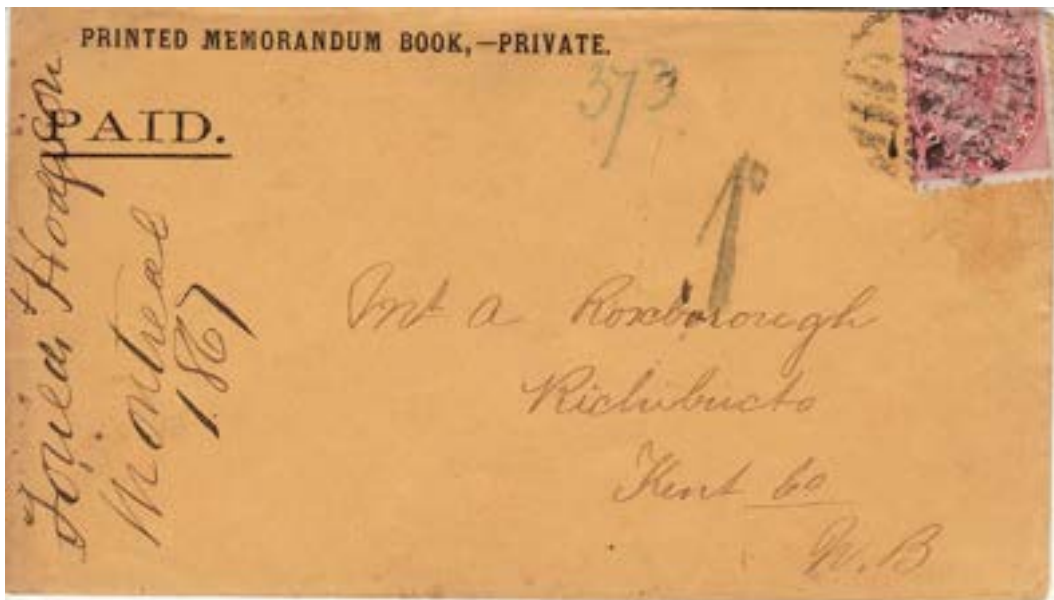


Figure 10. A Small Book falls under Printed Matter Rate

Paragraph 11 of the Department Circular No. 45 grouped books with printed circulars and prices current at the 1¢ rate per 1 ounce. Figure 10 shows a small printed memorandum book to Richibucto, NB franked with a 1¢ QV decimal stamp. Nevertheless, the small book must have weighed over 1 oz so a "1" handstamp was applied meaning that the recipient would have to pay an additional penny due to take possession of the book.

Next Printed Matter Topics

Part 3 of the printed matter story will show printed matter sent cross border to the United States as well as printed matter to overseas destinations. In the latter case, there are less than 10 printed matter pieces that have been documented, making it a difficult area to collect.

References

1. R.E. Majors, Pence-Cents Newsletter Vol.XII (No.1), 9-16 (January 2023)
2. G.B. Arfken and A.W. Leggett, Canada's Decimal Era, Postal Usage during the Decimal Era 1859-1868), Vincent Graves Greene Philatelic Research Foundation, 1996, pp 62-70.
3. Charles G. Firby. The Postal Rates of Canada, Part II. The Canada 1859 Issue Stamps, September 1984 Revision.

Upcoming Shows

BNAPEX 2023 HALIFAX 15-17 September 2023

Welcome! Bienvenue!



Halifax skyline at night

Credit: JerryUnderscore from Pixabay



BNAPEX 2023 Halifax BNAPS convention, exhibition, and bourse 15-17 September 2023

Friday (10:00-17:00) Saturday (10:00-18:00) Sunday (10:00-15:00)

Best Western Dartmouth, 15 Spectacle Lake Drive, Dartmouth NS, B3B 1X7

[Hotel information and reservations](#)

Hosted by the [Nova Scotia Stamp Club](#) and the [Atlantic Regional Group of BNAPS](#).



Hilton Mississauga/Meadowvale,
6750 Mississauga Road, Mississauga, ON

NATIONAL
POSTAGE STAMP
& COIN SHOW
www.stampandcoinshow.com

NATIONAL POSTAGE STAMP & COIN SHOW

SATURDAY:
10 a.m. to 5 p.m.
ADMISSION: \$8

SUNDAY:
10 a.m. to 4 p.m.
ADMISSION: \$3

SEPTEMBER
9-10
2023

SHOW
DETAILS

2023 Fall Show September 8, 9 & 10

Upcoming Shows

2023
Europhil
SPM Expositions

Conférences

22 au 25 juin 2023
Saint-Pierre-et-Miquelon
Championnat "I cadre"

Sous le patronage
de l'Académie Européenne de Philatélie
Sociétés philatéliques invitées :
le Club de SPM, la Royale du Canada
et la Société Américaine

Académie Européenne de Philatélie
TILLARD SPM Philatélie

The poster features a red scalloped border. The top half shows a long hallway with display cases filled with stamps. A central circular logo contains the year '2023', the word 'Europhil' in a stylized font, and 'SPM' below it. The bottom half shows a display case with various stamps and the text 'Conférences'. The dates and location are prominently displayed in a decorative font.

Welcome to the WSC Exhibition
THAILAND 2023

Grand Postal Building (GPO)
November 23-28, 2023

The poster features a photograph of the Grand Postal Building (GPO) in Bangkok, Thailand. In the top left corner, there is a circular stamp featuring a portrait of a woman. In the top right corner, there is a logo for 'THAILAND POST' and a small circular emblem. The text is arranged in a clear, bold font, with the dates and location highlighted in red.