

# PENCE-CENTS ERA STUDY GROUP

Of the British North America Philatelic Society  
Volume VIII, No. 2, June 2019



**1858 CANADA to ENGLAND & REPOSTED**, a cover from Quebec-City on JAN 7, 1858 and addressed to Oxford-Square London, a 3¾-margin copy #7i dull blue tied by a Quebec 4-ring No.37 pays the 10d Ccy British packet rate, routing via train to Boston + Cunard packet SS NIAGARA from Boston on JAN 13<sup>th</sup> with Liverpool arrival JAN 25<sup>th</sup> + train to London the same day, reposted on JAN 26<sup>th</sup> to Calthorpe-Street London (2 miles east) requiring the addition of a 1d British stamp #20, this rate was neither reported in the 1984 Firby Pence cover census nor in the Firby-Willson 1996 catalog, a similar cover was sold in the 2011 Feldman sale of the Lackmey collection for \$12,000, this is the second reported copy, some small edge tears at the top have been sealed, a rarity with F-VF est (\$3800+ US)

Dear Study Group Member,

[BNAPEX2019](#) is around the corner and will be in downtown Ottawa this year within walking distance of Sparks Street, the Ottawa River, the Library and Archives Canada and Parliament Hill. We will have our annual Pence Cents Study Group meeting there, the date and time TBD. A wonderful location with lots of Tourist Attractions nearby, this year's BNAPEX will be held at the Delta Hotels by Marriott Ottawa City Center. So make plans, visit websites and do some research and this should be a nice weekend getaway for your stamp collecting fun and family fun as well. There's also the Royal Mint and the Canadian Museum of History, both popular destinations nearby.

This issue we have a few small changes we hope you'll enjoy. I've decided to let all you entrepreneurs and collectors send in scans of your nice covers so we can put these on the front page of our newsletter. The first cover is from Ron Leith – a very nice 10d cover to England forwarded with a Perforated 1d Red.

Thanks to David Schurman for writing a new and interesting article on Revenue stamps. Mike Smith helping us out with more detailed info on the popular 5c Beaver. And a Retro article from 1980 by Clayton Huff and Arthur Groten showing the 5c Beaver I displayed in the last newsletter. This means there are other copies to be found. No one knows where they are so they are waiting to be found.

Jim Jung

## **In This Issue.....**

## **Page No**

Title Page (Canada 10d to England reposted with Perforated 1d Red) .....	Ron Leith	1
Welcome to 17 <sup>th</sup> Edition.....	Jim Jung	2
Maresch & Son Staff at RPS .....	Jim Jung	3
Canadian Revenue Stamps – a VERY brief overview .....	David Schurman	4
Canada's Five Cents Beaver Proofs with Various Plate Flaws Part One .....	Michael D. Smith	11
THE BEAVER BYLINE .....	Clayton Huff & Arthur Groten	22
5c Beaver Position 61 State 5 .....	Jim Jung	24
Upcoming Shows Summer/Fall 2019 .....		25

## Peter Maresch and Staff at the Royal Philatelic Show Auction Sale



Top Row L-R: Lawrence Pinkney, Alex Ritson, Art Halpert, Peter Maresch, Nick Kerridge, Steward Matheson (temp help)

Bottom Row L-R: Doug Johnston (temp help), Rob Perfect, Richard Sheryer, Masayo Herron

The RPS Show at the Mississauga Hilton started off with a blast on Friday evening with an auction of some very nice Philatelic Lots from Canada and Worldwide. It was hard to get a win as the telephones and Agents were chiming in regularly.

The Queen Victoria Numeral large blocks and sheets were the headliner with the Full 10c Sheet at the top with a hammer price of a cool \$15,000. A block of 36 of the 20c Numeral also went for \$8000.

Even though it was hard winning, the event was very exciting and we hope it happens again! With that kind of money flying around, there is no reason why it shouldn't.



## Canadian Revenue Stamps – a VERY brief overview By David Schurman

Canada began to issue revenue (or fiscal) stamps in 1864 and they had a long run – up to the mid 1960s in some cases. Most of these were printed for the purpose of certifying legal documents and for collecting fees for that purpose. One need only peruse the now well know catalogue of Erling van Dam to get a sense of the extensive nature of the issues both Federal, Provincial and Territorial. As well, there are other issues that include Telephone, Telegraph, wine and tobacco, hunting and fishing licenses and many others.

I have been collecting these for 40 + years after being blown away by the gorgeous Supreme Court Revenues that I acquired from the late Kasimir Bileski. Not only are these superb stamps as singles or multiples, but their use on documents is fascinating – as they are mini histories of events in the country's past. Since then I have also acquired many Quebec and Ontario stamps and documents that are amazing. As well I have accumulated a scattering of other provinces and territories. There is an abundance of material to find and more still out there.

I now realize that the potential for detailed study of these from the point of view of printing errors, plate flaws, re-entries, and other verities is unlimited. But I have spent only a very limited time looking for these verities as I am also a collector of the Canadian Cents Issue and have literally spent hours studying the hundreds of varieties in these stamps. My list of the five-cent Beaver covers about 200 varieties or more and I am still missing data on 17 of the positions...

In the revenue area however, as far as I can tell, not a lot has been done in anything except a hit and miss approach. And it is only very recently that I realized that this is a huge area that can be explored.

I will give only a few examples from the 1st and 3rd issues of the Federal Bill Stamps including a few selected scans.

My conclusion is that there is a HUGE potential for finding and describing varieties of this type which, as we know, are also see in many Canadian postal varieties - like the Pence and Cents Issues.



First Issue of the Supreme Court Stamps with the young Victoria. 1876  
Block of 4 of the 20 cent blue used with typical diamond shaped punch cancels.



## Canadian Revenue Stamps – a VERY brief overview By David Schurman continued ...

### First Bill Issue of 1864

All blue in colour and lithographed. This issue was rushed to print and had many problems as the quality was poor. Many stamps have dots, smudges, etc. Many varieties exist



1 Cent - Perf 13.5 x 12.5



30 Cent - Perf 12.5 x 12.5



\$1 Blue - Perf 12.5 x 12.5

Below: Front and back of a promissory note for \$5000 dated October 22, 1872 (very late use of the 1st issue.) \$1.50 in stamps - used on both sides!






## Canadian Revenue Stamps – a VERY brief overview By David Schurman continued ...




A number of features can be seen in these stamps. At left - the lower left "9" shows an extended line to the left - and this appears to be a common and likely constant plate variety not only here but in the "10" below. In the block of 6 from the back of the note you can see the extended line in the "10" and also a clear blotch in the "A" of the lower right "10".





### 1st Issue Images

This is a very good example of the problems with the First issue as can be seen in this mint block of 6 of the \$3 blue. Almost every stamp has an issue: Top right - splotch below the head, top left - another splotch, Middle left is the "R" flaw and bottom right you can see scratches and blotches.





## Canadian Revenue Stamps – a VERY brief overview By David Schurman continued ...

### Third Bill Issue of 1868

This engraved issue lasted for many years and there are lots of documents available. Almost all documents of these Bill stamps were promissory notes - we now call them checks.



3 Cent Green



50 Cent Blue



\$1 Blue with Black Center



Above is a strip of 5 of the 4 cent brown. Just below the "U" on all stamps is a small bubble which is probably a constant variety on this stamp.







This engraved issue lasted for many years and there are lots of documents available. Almost all documents of these Bill stamps were promissory notes - we now call A promissory note for \$6000 dated July 11, 1866 with \$1.80 in stamps attached - the rate was 3c per \$100. Three attached copies of the 50 cents plus one 30 cent were attached. Note that there is a clear dot in the 30c on the left side of the frame. Question is...plate flaw, constant variety...?



## Canadian Revenue Stamps – a VERY brief overview By David Schurman continued ...

The \$1 of the Third Issue has some interesting varieties that can be seen at the lower right of the stamp. In the lower scan can be seen guide dots, small flaws and most significantly a “ring” of dots at the lower right edge of the stamp-near the One Dollar wording. It seems to appear only in this region. This variety is also seen above in the single stamps displayed at the beginning of the series description.

I have no problem with folks contacting me for further information or to make comments, suggestions, etc..re any Revenue. [schurman@videotron.ca](mailto:schurman@videotron.ca)





# Canada's Five Cents Beaver Proofs with Various Plate Flaws

## Part One By Michael D. Smith

Presented here in are plate proofs of the 1859-1868 5-cents Beaver stamp of Canada. They are identified by information from THE FIVE CENTS BEAVER ATAMP OF CANADA by Geoffrey Whitworth, THE FIVE CENT BEAVER I THE PLATE PROOFS OF STATES 10-11 by Kenneth A. Kershaw, and THE FIVE CENT BEAVER II PLATING THE MORE NOTABLE VARIETIES AND RE-ENTRIES by Kenneth A. Kershaw.

The states of the plates and positions have been determined by using these three books. I have found that these proofs are from three specific periods of usage. The proofs are grouped as State 1 State 4, and States 10/11. State 1 Plate was determined by the details described in my references as state 1. The State 4 Orange Yellow proofs were printed circa 1864 and that is the period State 4 Plate was in use. The State 10 and or 11 Proofs were determined by reference descriptions of positions.

I have listed these in order of position on the plate. In the case of a multiple piece the top stamp left position begins the listing and all stamps in the multiple are grouped together. In the case of a pair the left or top stamp is used to place the group. I have included wide margins on images where there are adjacent stamps as sometimes the offset between the stamps may help in plating.

Many of these proofs I have not seen pictured in any of my references I feel that seeing an actual flaw or re-entry on a printed proof is far better for identification than a hand drawn approximation. I hope other collectors will find this information helpful in identifying some of there copies of this stamp.



Plate Position 28 – The Major Reentry (Scott 15v)



## Canada's Five Cents Beaver Proofs Part One By Michael D. Smith continued ...

Index	State 4 Proofs by Position
Grid indicating Proofs locations on grid of 100 positions	11 (Orange Yellow)
	13, 14, 23, 24, 33, and 34 block (Orange Yellow)
State 1 Proofs by Position:	13
1, 2, 11, and 12 block of 4 (Red w/SPECIMEN)	14
1	23
2	24
11	33
12	34
2 (Black)	43, 44 pair (Orange Yellow)
3, 4, 13, 14 block of 4 (Red w/SPECIMEN)	43
3	44
4	63 (Orange Yellow)
13	69 (Orange Yellow)
14	74
9, 10 pair (Red w/SPECIMEN)	75, 76 pair (Orange Yellow)
9	75
10	76
9, 19 pair (Black)	
9	
19	
11, 21 pair (Red w/SPECIMEN)	States 10/11 Proofs by Position:
11	20, 30, and 40 (Red)
21	20
28, 29 pair (Red w/SPECIMEN)	30
29	40
31 (Red w/SPECIMEN)	28 (Red)
31, 32, 41 and 42 block (Red W/SPECIMEN)	38 (Red)
31	77 and 78 pair (Red)
32	77
41	78
42	86 and 96 pair (Red)
36 (Red)	86
41 (Red w/SPECIMEN)	96
43 (Red wSPECIMEN)	
61 (Red)	
79 (Red w/SPECIMEN)	References



# Canada's Five Cents Beaver Proofs Part One By Michael D. Smith continued ...

#15 Proofs

St=State, R=Red, B=Black, Spc= Specimen, OY=Orange Yellow

St 1 R B Spc	St 1 R B Spc St 1 B	St 1 R B Spc	St 1 R B Spc					St 1 R B Spc St 1 B	St 1 R B Spc
St 1 R B Spc St 1 R B Spc St 4 OY	St 1 R B Spc	St 1 R B Spc St 4 OY	St 1 R B Spc St 4 OY					St 1 B	St 11 R
St 1 R B Spc		St 4 OY	St 4 OY				St 1 R B Spc St 10/11 R	St 1 R B Spc	St 11 R
St 1 R B Spc St 1 R B Spc	St 1 R B Spc	St 4 OY	St 4 OY		St 1 R		St 10/11 R		St 11 R
St 1 R B Spc	St 1 R B Spc	St 1 R B Spc St 4 OY	St 4 OY						
St 1 R		St 4 OY						St 4 OY	
			St 4 OY	St 4 OY	St 4 OY	St 11 R	St 11 R	St 1 R B Spc	
					St 11 R				
					St 11 R				



15TC iv  
Positions 1, 2, 11, 12 State 1





Position 1 State 1



West and north margin guide dots. Pf. 51aa = extra small 'C' dot.

Position 1 State 1



Small C Dot

Large C Dot

West and north margin guide dots. Pf. 51aa = extra small 'C' dot (Please excuse pinhole UL).



Position 2 State 1



North margin guide dots. Break in N frame at E.

Position 2 State 1




Guide dots NW and NE. Break in top frame line at East. Slightly lower in pane than position 1.





West margin guide dots. R. 44a - fresh entry. The re-entry shows best in the top of the UR 5 and in the bottom of 'F' and 'E' of FIVE, and the 'CEN' of CENT..





Position 12 State 1




Pf. 86a = dot in upper margin left side of cross



15TC vii  
Position 2 State 1



North margin guide dots. Break in N frame at E.



**THE BEAVER BYLINE by Clayton Huff & Arthur Groten**  
**Reprint of article from BNA Topics Vol 37, No. 3 May-June 1980**

**ABBREVIATIONS AND REFERENCES**

T.P.-Thirkell Position  
P.P.-Plate Position St.-State  
Perf.-Perforated 1- 11 ¾ ; 2-11 ¾ ; 3-12  
T-Top; R- Right; B- Bottom; L-Left  
Cc - Copies  
flg-Frame line gap-a distance of about .4mm.  
fr.-Frame  
diam.-Diameter  
V-Vertical

**Ident No. B-8025-A- B-C-D**

H-8025-double curved line across outer curved fr outside L rosette  
H-8025A- dot in inside curved fr above curved fr above IV of Five  
H-8025B-dot in middle of S of Cents  
H-8025G-short dash outside B fr under S of Cents  
H-8025D-dot in E of Postage  
Other: None  
T.P.: H-8025-E1; H-8025A- E3; H-8025B-E7; H-8025C-G7; H-8025D-D7.  
P.P.: ? St.?  
Perf.: 1 5 cc  
C-dot: Double--R one is larger, medium size, touching at R, Height 2, L one is tiny, 2 diam from L, Height 2.

**Ident No. H-8027**

Horizontal dash across outer curved fr below F of Five  
Other: PF 49aa  
T.P.: F2  
P.P.: 10 St. 6  
Perf.: 2, 3 2 cc  
C-dot: Medium size, 1 diam from R, Height 3

**Ident No. H-8028**

Short dash in outer curved fr below I of Five  
Other: PF 112  
T.P.: F2  
P.P.: 56, St. 1  
Perf.: 1, 2 3 cc-also on 2 proofs of St. 1-2  
C-dot: Medium size, touching at R, Height 2

**Ident No. B-8029**

Short vertical dash across inner curved fr below V of Five  
Other: None  
T.P.: F3  
P.P.: ? St. ?  
Perf.: 1 2 cc  
C-dot: Medium size, touching at R, Height . 3

**Ident No. H-9015**

Probably the most interesting new flaw I have confirmed

Two nearly horizontal lines about 1 ½ flg apart, running from R gutter through A of Postage. Top line---heavier one---continues to RB end of R of VR and reappears across lower part of V of VR

Other: Fr lines in all four comers show doubling  
T.P.: B3-C3 on across to C6, 7, 8  
P.P.: 61 St. 5 (?)  
Perf.: 2 4 cc-8aw faint on 11/7/64  
C-dot: Medium size, almost touching at R, Height 4

**Ident No. H-1096-A**

Descr.: H-9016-Gash across mouth of man in moon  
H-9016A-dot between T frames above TL5  
Other: PF74  
T.P.: H-9016-C6; H-9016A- A1  
P.P.: 79 St. 9-10  
Perf.: 3 6 cc  
C-dot: Very tiny, 2 diam. from R, Height 4

**Ident No. H-9017-A-B**

Descr.: H-9017-short diagonal dash of 1 flg at R of moon  
H-9017A- curved dash across outer curved fr below S of Cents  
H-9017B- tiny dot in inside curved fr below second A of Canada  
Other: PF 25a  
T.P.: H-9017- C6; H-9017A- F7; H-9017B- B2  
P.P.: 59 St. 3 Cover dated 12/19/63 and on yellow proof (St. 4)  
Perf.: 2 2 cc  
C-dot: Large, touching at R, Height 2

**Ident No. H-9018**

Descr.: Sharp diagonal dash 1 fig long to L of moon 3 fig  
Other: PF 33a, PF 91d, PF 46a  
T.P.: C5  
P.P.: 98 St. 3 (per G. Whitworth)  
Perf.: 1 3 cc  
C-dot: None

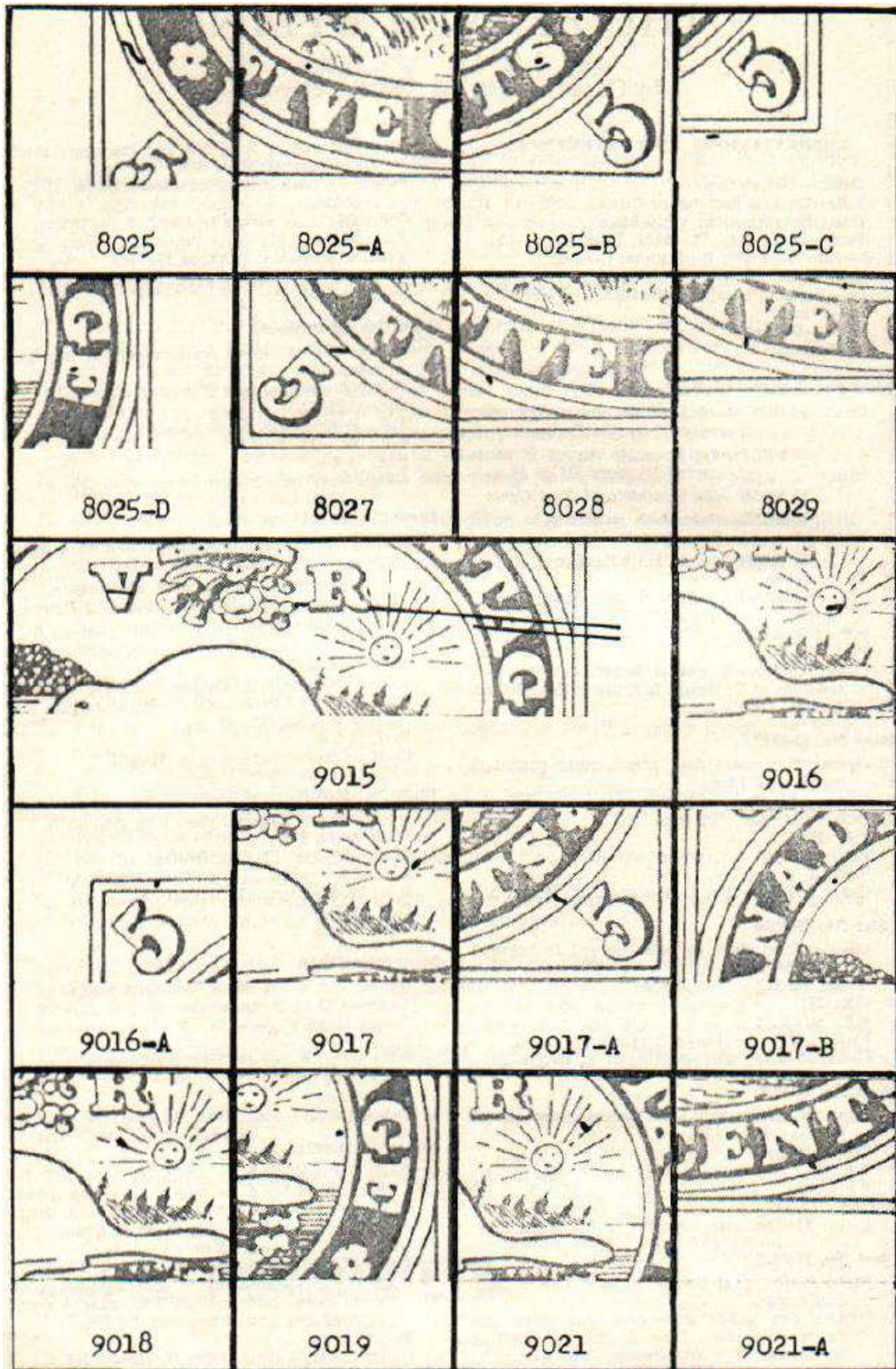
**Ident No. H9019**

Descr.: Dot ½ fig inside innermost curved fr under G of Postage  
Other: None  
T.P.: C7  
P.P.: 11 St. 4 (per G. Whitworth) on yellow and red proofs  
Perf.: 2 2 cc  
C-dot: Large 1 diam. from R, Height 1

**Ident No. B-9021-A**

H-9021- blurry diagonal line 2 ½ flg above and to R of moon (it is not PF62, 63 or 64). H-9021A-vertical dash in inner curved fr. below R leg of N of Cents.  
Other: PF 79b on 2 cc  
T.P.: H-9021-C6; H-9021A- F6  
P.P.: 14 St. 4-dated single of 4/2/64 has both new flaws but no PF 79b cover dated 12/8/63 has both flaws and PF 79b  
Perf.: 2 4 cc  
C-dot: Large, 1 diam. from R, Height 3-4







### 5c Beaver Position 61 State 5 by Jim Jung

Here's my copy of Huff Flaw 9015 shown on the previous page as drawn by Clayton Huff. It is nice to know that collectors have found and documented these scarcely known flaws in the past. These two collectors say they have a copy dated Nov 7, 1864 so this comes from Position 61 State 5.

What a good idea it is to look up information on the BNAPS website by searching through old BNA Topics. Go to the Publications and Online Library menu on the BNAPS.org website. Then select [H. W. Harrison Online Library](#). Here you can search through all the issues of BNA Topics easily.





## Upcoming Shows – Summer/Fall 2019



# POSTAL HISTORY SOCIETY OF CANADA

**PHSC Symposium 2019**

**Sheraton Hamilton Hotel, July 18-21 2019**



## **BNAPEX 2019 Ottawa** **BNAPS convention, exhibition, and bourse** **30 August - 1 September 2019**

Friday (10:00-18:00)    Saturday (10:00-17:00)    Sunday (10:00-15:00)

Delta Hotels Ottawa City Centre, 101 Lyon Street North, Ottawa K1R 5T9  
[Hotel information and reservations](#)

In cooperation with  
[St. Lawrence Seaway Regional Group of BNAPS](#)  
[Ottawa Philatelic Society](#)  
[RA Stamp Club](#)



## Upcoming Shows – Fall 2019



October 19 – 20, 2019      London, Ontario  
**CANPEX 2019 National Philatelic Exhibition**  
The Hellenic Centre,  
133 Southdale Road West,  
London, Ontario  
Show hours; Saturday 10 AM – 5 PM  
Sunday 10 AM – 4 PM  
Free admission, Free parking, Lunch counter  
Information; [info@canpex.ca](mailto:info@canpex.ca)  
Web site; [www.canpex.ca](http://www.canpex.ca)

### NATIONAL POSTAGE STAMP & COIN SHOW



**WHEN: SEPTEMBER 7 & 8, 2019**

Saturday: 10 AM – 5 PM Sunday: 10 AM – 4 PM



**WHERE:**

**HILTON/MISSISSAUGA/MEADOWVALE HOTEL  
SEE MAP**



**HOW MUCH: \$3 SATURDAY AND**

**FREE ON SUNDAY!**



**NORDIA  
2019**

**NORDIC STAMP SHOW,  
23. – 25. AUGUST 2019**

**JOIN US IN NORWAY**



**QUALITY HOTEL, SARPSBORG**  
BJØRNSTADVEIEN 20, N-1713 GRÅLUM

**CONTACT ADDRESS;  
NORDIA 2019, P.O. BOX 2700, St Hanshaugen  
NO-0131 OSLO. NORWAY**

**Epost; [mail@nordia2019.no](mailto:mail@nordia2019.no)**

**Visit our new WEB site  
[WWW.NORDIA2019.NO](http://WWW.NORDIA2019.NO)**



## Application for Membership in the BNAPS Pence/Cents Study Group

If you have an interest in early Canadian and BNA stamps, covers and postal history including stampless, please fill out and return this form to Richard Thompson, 201 – 506 Grafton St, Victoria, B.C. Canada V9A 7P8 or e-mail a copy of this form to: [rpthompson1939@gmail.com](mailto:rpthompson1939@gmail.com) (We really just need your info in an email and you're in for free, as a BNAPS member)

Name: \_\_\_\_\_

Street

Address: \_\_\_\_\_ City: \_\_\_\_\_

Province/State: \_\_\_\_\_ Postal/Zip Code \_\_\_\_\_

E-mail \_\_\_\_\_

FAX: \_\_\_\_\_ Telephone: \_\_\_\_\_

Describe your interest area(s):

---

---

## Articles or Ideas for the Next Newsletter ...

Dear Readers, if you have something interesting in your collection that you would like to share with others interested in the classical period of Canadian philately, please send us an e-mail ([fab4@rogers.com](mailto:fab4@rogers.com)) with a description of something you are collecting. **We would be interested in researching and writing an article about your area of interest. We will do some legwork for you !!**

Articles or ideas about stamps, covers, revenues, errors, fakes, and just about anything in early Canadian philately qualifies. Whatever you are currently doing to your stamp collection is probably very interesting.

Write a few words about it, take a few pics and share your story with us. We would love to hear from you.