



THE NEWFIE NEWSLETTER

of the Newfoundland Study Group of BNAPS

Number 15

January/February 1988

IT ISN'T ALWAYS SO

DECEMBER 28, 1987 LINN'S STAMP NEWS 9

Errors in stamp design

NEWFOUNDLAND: WRONG BUILDING



This 1928 12c stamp from Newfoundland is supposed to illustrate the general post office at St. Johns, Newfoundland. However, it actually depicts a post office in New Brunswick.

This item recently appeared in the largest circulation philatelic publication in the world. Our study group member, Palmer Moffat, had never hear of or seen in print any reference to this "error" before. Being skeptical of the claim, he wrote to the Newfoundland Historical Society in St. John's for confirmation. The historical society sent two photocopies of illustrations of the St. John's General Post Office, which had been torn down in

Page 1

Chairman & Newsletter Editor: C.A. Stillions, 5031 Eskridge
Terrace, N.W., Washington, D.C. 20016 U.S.A.

1956. The tower had been changed, but otherwise the post office building in the photocopies looked the same as the post office building shown on the stamp. The publication has printed Palmer's objections on the Letters to the Editor page in the 15 February 1988 edition. Thus, just because it appears in print does not make it necessarily so. There is so much unknown in Newfoundland philately that inaccuracies, erroneous conclusions, and misstatements can become fact if care is not exercised. It is a good idea to be skeptical of what you see in print, especially if it has no corroborating evidence or reference source.

NEW MEMBERS

Dick Bales, P. O. Box 807, Geneva, Illinois 60134
J. E. Croker, The Retreat, Flax Bourton, N. Bristol, Avon
BS193QJ, UNITED KINGDOM
Lya11 McCurdy, 12422 - 28A Avenue, Edmonton, Alberta T6J 4E1,
CANADA

COMING EVENTS

NIAGARA FRONTIER STAMP EXPO '88, McKinley Park Inn, Blasdell, NY,
April 22-24, 1988, Richard Hedley General Chairman

NAPEX '88, May 28-30, Sheraton National Hotel, Arlington,
Virginia, Spring meeting of the BNAPS Mid-Atlantic regional group

BNAPEX '88, September 8-10, 1988, Virginia Beach Resort and
Convention Center, Virginia Beach, VA, annual convention and
exhibition of the British North America Philatelic Society


FROM THE COLLECTION OF DEREK PAUL

EARLIEST KNOWN POSTAL USAGE OF THE PERF 12.5
FIVE CENT CARIBOU

PLATE 41419
WATERLOW & SONS
FEBRUARY '42 PRINTING



Corner Brook
Friday, 5 June 1942



Thursday, 4 June 1942, St. John's to Boston, Mass.

NEWFOUNDLAND CARIBOU LATE ISSUES: RESEARCH BY DEREK PAUL,
UPDATED TO 7 JANUARY 1988

Waterlow plate 41419

Printings: 1941 (unrecorded), February 1942, July 1942

Perforations: first printing, comb (double comb or harrow?) 13.3
 second printing, line 12.5
 perhaps also comb 13.3 as above
 third printing, line 12.5 only


The study of this plate indicates progressive development of faults so that there were more faults at the time of the third printing than at the time of the second. It is not possible to tell at present whether the changes occurred during the printing runs or in between printings. The close similarity of the faults found on stamps used in 1941 and the line perforated stamps used in 1942 suggests that the plates were almost identical at the times of the first two printings. The following lists detail faults that are common to the three printings.

Position	Faults
9	Dot right of left antler and tiny dot right of center in C of CENTS ****
10	@@@@
11	Faint dot 0.5mm below bottom frameline between E of FIVE and C of CENTS, especially faint in July '42 printing.
16	Crescent above third tree from right; fine streak from sky to shoulder; sometimes a mark between mouth and right framelines
17	Dot between first and second trees from right in highest branch of second tree
20	@@@@
24	Turd below tail well separated from tail--see list for July 1942 faults

- 28 Dot to right of rearmost hoof--variable; fine streak down from belly
- 30 Heavy streak under belly to ground by small tree, looks forked
- 32 Marks in A of NEWFOUNDLAND and below E of POSTAGE
- 33 Fine vertical streak close to left of trunk of tall tree at left
- 34 Very fine 2mm streak from middle of back toward antlers; tiny dot 2.25mm below top of tall tree at left 0.5mm inside frameline
- 35 Faint horizontal streak above tree at right towards frameline; dot 0.8mm above frameline over F of NEWFOUNDLAND; slight mark to right of rearmost fetlock
- 37 Very fine streaks: Diagonally through treetop at left, slightly upwardly curved; nearly vertically into N of CENTS from above; nearly horizontally through CE of CENTS; up from S of CENTS of trees
- 38 Fine and faint streak from center of belly almost vertically to ground; exceedingly fine and faint curved streak left of antlers down to back; very tiny dot below T of CENTS
- 39 Faint vertical streak between left framelines and tall tree; short streak near juncture of right hind leg and belly, left tip beginning 1/4 of way from belly to ground, similar to streak at position 70 and only about 1/4mm closer to belly; sometimes dot in sky to right of tall tree, ****
- 40 Streak in W of NEWFOUNDLAND and into margin above; streak from last N of NEWFOUNDLAND to antlers; streak from mane to small tree; @@@
- 44 Mark in top of right hand 5; fine streak down from hindmost leg
- 47 Fine diagonal streaks: down from the last N of NEWFOUNDLAND and from under mouth toward right; from right hind leg toward left to ground; and from mane to foreleg

- 49 Tiny mark just inside and about touching left
frameline 2.8mm below top of tall tree, ****
- 50 Tiny streak of rump near tail; @@@@
- 52 Dot in lowest branch of tree close to rump; marks
left of antler
- 58 Fine curved streak to left of top of tall tree at
left; fine and very faint streak above the same
treetop; streak in left arm of V of FIVE
- 59 Tiny dot(s) in the middle of C of CENTS; ****
- 60 Curved near-vertical streak between tree at right and
framelines; not quite joined > mark in left margin
at shoulder height; sometimes mess of dots between
mouth and treetop. July 1942 printing has an
additional fault: three dots in a nearly vertical
row below mane, near-vertical streak sometimes
imperceptible. @@@@
- 62 Nearly vertical streak close inside left frameline;
two dots just above shoulder; dot between throat and
right frameline
- 66 Fine streak 20 degrees from vertical through last D
of NEWFOUNDLAND into top margin, almost certainly
from July 1942 printing only
- 67 Faint and very fine streak \ from tail to tree
- 70 Short streak from close to upper hind leg down and
toward right under belly, at left about halfway from
belly to ground; just higher there is a slight pro-
trusion on leg. Compare position 39 fault
- 73 Irregular and conspicuous streak left of antlers
- (74) Short two-piece downward-curved streak in margin
below C of CENTS
- 76 Diagonal streak \ left of antlers to shoulder,
coarser and less continuous than the similarly angled
streak at position 16
- 78 Tiny dot below T of CENTS in margin close to frame-
line; small streak in right margin
- (79) Tiny dot(s) in middle of C of CENTS, ****

- 84 Marks in margin - | under C of CENTS 1mm below frame-
lines, fainter than similar fault a position 87
- 86 Tiny faint and fine horizontal streak under C of
CENTS only 0.15mm below bottom frameline, usually
overlooked
- 87 Faint streaks - | under C of CENTS, horizontal part
0.6mm below frame, vertical part often invisible or
partly visible
- 88 Tiny dot under C of CENTS 3/4mm below frameline and
faint streak 0.5 to 0.7mm to right not always visible
- 89 Short dash - between framelines under C of CENTS,

- 91 Bent streak in form of obtuse > with its vertex
touching treetrunk at left near tail; dot in top of
last D of NEWFOUNDLAND
- 92 Tilted acute-angled double streak  by rump close to
lowest branch of tall tree
- 93 Dot as in position 95 but 1/4mm higher (uncommon)
- 95 Tiny dot in margin 3/4mm to left of left bottom
corner, in line with bottom frameline
- 96 Two-piece slightly bent streak in margin below V of
FIVE; tiny dot in margin 3/4mm from right bottom
corner of frameline at 45 degree; a two-piece verti-
cal margin streak below the V that is quite different
is found at position 1 on plate 42078
- 98 Faint nearly horizontal streak in margin below 5 FI
close to frame
- 99 Tiny dot 1/2mm inside left frame 2 1/4mm below top of
tall tree, ****
- 100 Spot on outer right frameline level with top bar of 5
often inconspicuous

**** About ten percent of the stamps from this plate have
a faint, small dot in the left vertical bar of the
first D of NEWFOUNDLAND just above the inside bottom
corner. Positions 9, 19, 39, 49, 59, 69, 79, 89, and

99 show this same fault suggesting that it is common to the entire ninth column.

@@@@ Half of the positions in the tenth column, 10, 20, 40, 50, 60, have a tiny dot slightly above and 1.1mm from the nose toward the right frame, though sometimes this dot is missing.

() Requires confirmation.

Fault: 1941 and February 1942 printings

unknown Dot in margin above L of NEWFOUNDLAND -- because the
positions plating is almost complete there are only five good
candidate positions for this fault: 3, 4, 13, 14, 80.


Plate 41419 July 1942 printing; this printing displays new and modified faults not seen in the earlier printings.

Position	Faults
1	Dot above short vertical streak in margin under left part of V of FIVE
6	Dot in margin below right hand 5
7	Short vertical streak in left margin 1.5mm from outer frame in perforations at level of lower leg joints
16	Inclined question mark between nose and right frameline; sometimes comma under mane
17	Fine line about 25 degrees from vertical in tree left of tail

- 26 Tiny mark in left margin 0.2mm from frameline level with top of antlers
- 27 Very faint marks between mouth and right frame
- 45 Tiny dots in a vertical column 1mm high 1.4mm above back
- 78 irregular cluster of faint streaks in right margin opposite nose
- 87 Variant of position 87 fault of earlier printings: mark in margin below C of CENTS looks similar; short streak up from neck near ear; inclined mark between nose and right frameline
- 89 Diagonal scratch through right margin in trees
- unknown positions Variant of position 24 fault: turd joined to tail by fine sharply bent streak at left, probably only on July 1942 printing; stamp to left of this position displays very faint version of the same fault.
- Faint vertical streak in margin below left inner frameline; occurs in bottom row, immediately to left of next item.
- Streak in margin diagonally up from left frameline at level of shoulder.

Plate uncertain: Could be 41419 (last printing) or 42078.

Variant of position 16 fault above third tree from right: crescent is slightly longer and suggests arrow at left end.



stamp 73 plate 41419 and stamp 30 plate 41419.

Editor's Comment

Derek has done some very fundamental work here. This research is the fundamental data that Derek used for the conclusions he expressed in his article in the September-October 1988 issue of BNA TOPICS (Vol. 45, No. 5, Whole No. 421, pp 38-41). Eventually it can lead to resolving many of the questions surrounding the change of printers and the wartime printings. Hopefully, he has not gone blind doing this labor of love.

The other denominations of the Waterlow printings could also benefit from similar in-depth fundamental research. Particularly needed are studies of the denominations reported by Boggs as being issued in the fall of 1941 but not being printed prior to February 1942 by Ayshford. There is a real challenge here for anyone willing to risk his eyesight and sanity.

INFOFINDER

There still are a number of copies available of Bob Pratt's INFOFINDER, the index to his book THE NINETEENTH CENTURY POSTAL HISTORY OF NEWFOUNDLAND. If you do not have one, you can get one by sending your check to me, C. A. Stillions, 5031 Eskridge Terrace, N. W., Washington, D.C. 20016. The price is \$5.00US to study group members or \$7.00 to nonmembers.

SUPPORT OUR DEALER MEMBERS

Gary J. Lyon, EASTERN AUCTIONS LTD., P.O.Box 250, Bathurst, New Brunswick, CANADA E2A 3Z2

Ed Wener, INDIGO, P.O. Box 308, Guelph, Ontario CANADA

John M. Walsh, 9 Guy Street, St. John's, Newfoundland CANADA
A1B 1P4