

# The Small Queens Study Circle of BNAPS

---

Volume 12, No. 1

February 1987

---

**EDITOR:** W. G. Burden  
Box 152, or 20 Aspen Court,  
Truro, N. S. Truro, N. S.  
B2N 5C1 B2N 5S1

Phone: 902-895-4713 (6:00 pm -> 10:00 pm Local Time sup)

1: Welcome: In your hands is my first attempt at a newsletter. If it is left up to me to provide all (or even most) of the material for the next one, it may be some time in getting to you. Please let me know what your interests are and how you can help with and hopefully benefit from your membership in the study group.

2: DUES, DUES, DUES!: If you think that it may turn out to be worth while for you to remain (or to become) a member of our group, the very least you can do is to 'pay up' promptly. The 1897 dues are \$5.00 CDN for those of us north of the line and \$5.00 US for the warmer mailing addresses. This is the one and only time that I will mention dues. Check your mailing label, if you see an '87' on the bottom line, you are one of the 17 currently paid up members, thank you. Should you see an '86' or an 'np', you will not be on the list for the next mailing unless I hear from you.

3: Newsletter Summary: Caveat Emptor - George B. Arfken  
Retouches on the SQs - W. G. Burden  
Picture Time - W. G. Burden  
First Reported Usage Update  
Financial Report - 1986 - Don Fraser

4: Charlottetown '87: My work will not allow me to leave Truro for P.E.I. before 3:00 pm on the 18th of September. I will need some suggestions from members soon if I am to be able to answer the inevitable questions regarding our group holding a meeting. PLEASE LET ME KNOW, SOON.

### Caveat Emptor

This past October 18 Cavendish Philatelic Auctions Ltd. (England) offered a portion of the Canada and Nova Scotia collections of Stanley Cohen. Included were two 8¢ RLS covers, each well illustrated in color: lots 621 and 622.

Lot 621 was a registered cover from Codrington, Ont. to New York. The cds date was MY 17 93. The cover was franked with a single blue 8¢ RLS and nothing more. The 8¢ RLS had been accepted for paying both the 5¢ registration fee and the 3¢ postage. The problem calling for "caveat emptor" is that the auction lot description says "correct usage". This is simply not correct. This is a serious misrepresentation. From the 1893 Postal Guide, p.xix:

"7. No British Postage Stamp, or Postage Stamp of a Foreign Country, or Bill, Law, or Registration Stamp, can be received in payment of postage in Canada."

This statement is repeated in the 1894 Postal Guide. Yes, the 8¢ RLS was accepted in payment of postage - contrary to regulations. It was NOT "correct usage".

Lot 622 was a registered cover from LaBroquerie, Man. to France, AU 2 88. The cover was franked with a 5¢ Small Queen for the UPU rate postage and an 8¢ RLS to pay the registration fee. The problem here, calling for "caveat emptor", is the auction lot statement "Although the reg. rate to England was reduced to 5c in 1878, the rate to the rest of Europe remained 8c until May, 1889." This is a second serious misrepresentation. The registration rate given for a letter to France in the 1888 Postal Guide, p.lvii, is 5¢ (five cents), NOT 8¢. Indeed the 1888 Postal Guide does not list any 8¢ registry fees. The registry fee for a letter to France or to any place in UPU Europe was 5¢.

These two 8¢ RLS covers are interesting and desirable items despite the "contrary to regulations" aspect of the former and the 3¢ overpayment of the registry fee for the latter. What troubles me are the misrepresentations in the descriptions of the two lots. These misstatements are blatant. They are inexcusable. I cannot see inside the auction lot describer's head to say whether the misrepresentations were made deliberately to inflate the values of the lots. There may have been ignorance, carelessness, stupidity. But these two major misrepresentations do invite suspicion. Caveat emptor.

George B. Arfken

## RETOUCHES ON THE SMALL QUEENS

As I mentioned before, my number one interest in the small queens is constant plate varieties. I really enjoy spending time with a bright light a 10x glass and some small queens that I have not previously sorted. When I got started in this area, I was told that there were lots of re-entries and retouches to be found. It took me a fairly long time to find a 'true' plate flaw, even longer to find a nice re-entry and years to find an actual re-touch.

Possibly the first was the 'hooked nose' on the 3 cent. I have a stamp that could be, but I am just not sure and haven't found or even seen another to be able to make a comparison.

With the second edition of Mr. Reiche's *Constant Plate Varieties of the Canada Small Queens*, a retouch at the UL of an Ottawa 5 cent was noted (Reiche # 94). I found a copy of this one quite soon after I saw the actual details. Below is a fairly clear picture of the variety. Note the dot in the margin above the DR of Canada. It is part of the variety, but I don't want to try to explain it.



Until recently, this was the extent of retouches in my small queens collection. Quite disappointing, especially in light of the number of re-entries I had managed to locate. There are other retouches mentioned in the literature I have at my disposal but I have had little luck finding any of them. Still, I may have something else to add to the list of small queen retouches.

The four pictures on the next page are all from the UR corner of Montreal printings of 3 cent small queens. The stamps photographed were chosen in an attempt to clearly show both the retouch and the reason for it.

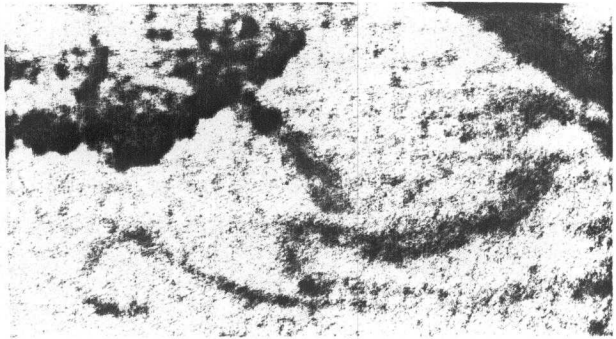
The first is a very early (Deep Rose) shade probably from early 1871. You will notice the very fine detail, especially the 3 fine lines supporting the ball in the UR.

W. G. Burden

I have no knowledge of this retouch being reported before, but I do not have all the information written about the issue either. If any members have read about this variety, I would be most interested in hearing about it. I have found 3 copies and would guess that there are many more sitting out there in the bundles of Montreal 37's that our group must own. Why not go looking and then let us know how many you can find?

3

4




Pictures number 3 and 4 are of the same stamp. The first picture was printed a bit dark with hopes that the retouch actually does photocopy clearly and the second was underexposed and then marked with ink in the exact area of the retouch. The variety is actually quite easy to spot with the unaided eye.

The second is a later (1885?) printing and the point to notice is the considerable wear in the same area of the stamp. The 3 lines below the ball in the UR have 'clearly' worn away.

1

2






### Picture Time

While I was shooting the earlier pictures I took the following and I thought that they might spark some interest somewhere else in the group as well.

The next pair are possibly another 'discovery'. They are also of the same 3 cent stamp and again the second has the extra lines marked in ink.



It is my opinion that this stamp represents a missed placed entry and that the lines in the AN of CANADA came from the vertical shading lines above. There is also some doubling of the design at the LL, but this is not as much misplaced as the lines at the UL. To prove that it is a constant variety, we will need at least one more copy, have you found one?



Above we see a line and a dot from the UR corner of a Montreal printing of the 5 cents. It is here because again I have no previous reports on it.

The following is either my most displaced re-entry at the top of a 3 cent, or a double strike. I feel that the detail is too clear for it to be a 'slip print'. Is there an enough information in the picture for any member to tell me if it is similar to anything in their collecion? It may be necessary to make this one available during BNAPEX '87 to get an opinion.




Next we have a fairly common Ottawa five cent re-entry which I cannot reconcile with Mr. Reiche's book. I would be interested to know if any member has decided that this one is one of those mentioned in the handbook, or if it has been listed elsewhere.



Below is an interesting re-entry on a Montreal 3 cents. It is a new one to my collection, and I particularly like the doubling in the S of Postage.



The 'actual' Major re-entry on the 2 cent. I thought that I had quite a few of these until this one came my way. If members have any interest, in another issue I could show some of the similar (but less significant) re-entries on the 2 cent, possibly as a start to making a more detailed listing of this group of varieties.







Value	C.S.	Scotts	Shade	Perf.	Date on c	Town (cover)	Date on S	Town (stamp)	Notes
1/2	27	34	Black	12	MY 1 94	Montreal	AU 15 89	St. John	
1/2	27a	34i	Gray	12			JA 29 86		
1/2	27b	34ii		12			FE 9 97	Ottawa	Thick White Paper
1	28	35i	Yellow	12					Montreal
1	28a	35	Yellow	12			JU 28 89	Halifax	Ottawa
1	28b	35iii	Lemon Yellow	11.5 x 12			MR 6 79	?Port? Hood	1880 (1879)
1	27c	35a	Orange	12					Montreal
1	28d	35ii	Orange	12					Ottawa
1	28e	35iv	Red Orange	12	JU 30 70		MR 24 70		JY 14 70-Hamilton(cover)
1	28f	35v	Deep Orange	12	MR 10 70	Quebec			1871
1	28g	35d	Orange	11.5 x 12					
1	28h	35vi	Deep Orange	11.5 x 12					
1	28i	35vii	Yellow	11.5 x 12			JY 18 73		
1	28k			12	OC 13 71		JU 13 71		Thick White Blotting Paper
2	29	36	Green	12	FE 15 72		NO 12 72		Montreal
2	29a	36i	Green	12			AU 19 89	Halifax	Ottawa
2	29b	36d	Blue Green	12					Montreal
2	29c	36ii	Blue Green	12	AU 13 89	Hamilton	NO 25 89	Fredericton	Ottawa
2	29d			12					Thick White Paper
2	29e	36e		11.5 x 12	OC 19 73		OC 27 73		
3	30	37	Dull Red (72)	12	OC 26 71	Montreal			Montreal
3	30a	37a	Rose (71)	12	FE 6 71	Montreal	SP 29 71	Montreal	
3	30b	37b	Copper or Indian Red (70)	12	JA 13 70		JA 19 70		JA 17-GODERICH -cover
3	30c	37c	Orange Red - 73	12					
3	30d	37i	Dark Rose	12	DE 20 70	DE 22 70 Mon	JA 12 71		Thick Blotting Paper
3	30f	37d	Copper Red	12.5 x 12.5	JA 29 70		MR 6 70		
3	30f	37e	Red	11.5 x 12					
3	30g	37ii	Dull Red	11.5 x 12			FE 26 74		
3	30h	37iii	Orange Red	11.5 x 12	SP 9 73	Hamilton			
3	30i	41	Orange Vermillion (88)	12	AP 4 88	Montreal			Ottawa
3	30j	41a	Rose Carmine (88)	12	OC 10 88		OC 26 88		OC 11 88, DE 29 88 covers
3	30k	41 i	Deep Rose Carmine (88)	12	OC 15 88		OC 17 88		
5	31	38	Slate Green (76)	12	FE 28 76		AU 11 76		Montreal

Value	C.S.	Scotts	Shade	Perf.	Date on c Town (cover)	Date on S Town (stamp)	Notes
5	31a	38i	Deep Olive Green	12	DE 26 76	St. Thomas	
5	31b	38a	Slate Green	11.5 x 12	MR 6 76	JU 30 76	
5	31c	42	Grey (88)	12	OC 17 88		Ottawa
6	32	39	Yellow Brown	12	JA 15 72	MY 20 72	JA 18 72, FE 9 72 covers
6	32a	39i	Brown (75)	12			
6	32d	39b	Yellow Brown	11.5 x 12	JU 30 73	JY 2 74	
6	32e	43	Red Brown	12	AU 2 90		Ottawa
6	32f	43i	Chestnut (90)	12			
6	32g	43a	Chocolate (90)	12		JU 26 91	
8	33	44	Grey (93)	12	OC 4 93	OC 22 93	OC 17 93 cover
8	33a	44a	Blue Grey	12	NO 28 93		
8	33b	44b	Slate	12			
8	33c	44c	Violet Black	12			
10	34	40	Dull Rose Lilac (77)	12		JA 18 77	
10	34a	40i	Light Rose Lilac	12		AU 10 83	Toronto
10	34b	40a	Magenta (80)	12			
10	34c	40b	Deep Rose Lilac	12			
10	34d	40c	Pale Milky Rose Lilac (74)	11.5 x 12	MR 31 76	Montreal	
10	34e	40ii	Magenta	11.5 x 12			
10	34f	40iii	Dull Rose Lilac	11.5 x 12		JA 18 77	
10	34g	45	Brown Red (91)	12	JA 23 93	JY 9 92	
10	34h	45a	Dull Rose	12		AP 27 94	Halifax
10	34i	45b	Pink	12		JU 15 88	Ottawa