

BNAPS FANCY CANCEL & MISCELLANEOUS MARKINGS NEWSLETTER 72.

Sept. 2016

Dave Lacelle

fancycancel@hotmail.com

Group News.

Pleased to report that I will be at the Fredericton convention, and look forward to meeting many of you there. Our Study Group meeting is scheduled for Saturday Oct. 1, 9:30 – 10:30 am. Among other things (notably the update of our book), we will discuss updates to my “Canccat” database, and will have a discussion of Rarity Factors. I would urge anyone wishing to contribute to this latter item to please review page 9 of our book, which presents the methods and logic behind the “Rate” factor groupings. I will bring along several of the old source material for the earlier Fancy cancel listings such as 1952 Study Group paper lists/tracings, the 1960’s S.G.’s 500 photos of covers, some of the thousands of photocopies I used in the 1990s, and my main spreadsheets/data compilations. The preceding sounds “pretty dry”, may I please ask any of you to bring along “show ‘n tells” from your collections. I tend to forget that I am a researcher, and do not even have a stamp collection. As a non-collector, I thus do not follow the auction market as well as many of you do, please pass along any auction findings you think would be good for the newsletter. (For the record also, I am not affiliated with any philatelic firm, but certainly do appreciate information from them.)

I have finally reviewed all of our newsletters since the second edition of our book with special emphasis on completeness of the required revisions, and new listings. There have now been about 600 revisions since our first edition in 2000. The Newsletters to date have referred to over 2800 fancy cancels. The preceding two items indicate strong interest within this field, and have led me to a difficult decision for the next edition. Instead of “fiddling around” with the existing pages, it appears that the cancel illustration/information pages will have to be altered so that new entries can be added. (In other words ...there ain’t any more space left as it is now.) I can do the illustrations, however it would be a great help if someone else could help with the text revisions. Robert Turkowski did a fantastic job with this for our second edition. I intend to keep the same identifying numbers for each cancel, and will list new items with “a”, “b” etc. suffixes

We have one new member, welcome aboard to Ms. Dawn Nickerson of Yarmouth NS. Membership is now 83, which seems to be enough to provide ‘critical mass’ and get stuff sent in. Thank you. Hint... **Send some more stuff please.**

And, one little comment on the technology available in the era we collect. July 22 was the 150th anniversary of the first telegraph cable from Europe to North America. This would have been in Morse code. See also L 864, ‘V ...-“ . The Post Office and postal system managed to somehow survive this technological revolution. ☺

REVISIONS TO PREVIOUS NEWSLETTERS

Newsletter 67, pg. 3. The Newfoundland cancel item sent in by Bob Turkowski is L 1621, used at Harbour Grace Nfld. in 1910. There are few fancy Newfoundland. corks, any others out there?

Newsletter 68, Pg. 8. The reference to the “two ring hammers” being solid brass is incorrect. The centre numeral portion was an insert, and could be removed. This is still a “Bogusman” (L. Littlefield) fake production with the “Y” added. This is the only known example, see D 424.



Newsletter 70, pg. 5. “Blackout Cancels” used in World War 2. BNAPS Publications carries “Blackout Postal Markings of Canada by Cecil Coutts.

Newsletter 70, pg. 2, para. 2. The text “...similar to L1365...” should read “L1465”.

Newsletter 71 etc. The solid Ottawa Crown cancel, L 1283. There is an excellent article on this cancel in the west Toronto Stamp Club publication May 28 2016. (I have saved as a .pdf if anyone wishes to see it.) This article includes the Post Card strike of this cancel which ran in N.L. 66 and was described as “fake”. (My bad.) I based this on fine details of the spacing of the intaglio lines in the crown diadem as compared to my “L” illustration. It appears that the L 1283 illustration is distorted at the top. “L” illustrations were mostly created from a then new techie toy, a hand held scanner, and if the speed of your hand varied, so did the resulting image. This was not always immediately visible. There was also an incorrect statement by me that the P&A proof was April 1880 when February 1880 is correct.(My bad X2) The P.C. is from March 1880, and is thus in the correct period of use. I presented most of this information in NL 67, and I am convinced that this is a genuine strike of this cancel. But... the intaglio gap in the diadem still seems to be a bit wider

BNAPS FANCY CANCEL & MISCELLANEOUS MARKINGS NEWSLETTER 72.

than would be expected from a new metal hammer. It is possible that this hammer was made of rubber, which could account for some variation depending on the strength of the strike. (Google, rubber ‘stabilized’ about 1860, used for stamps 1865 and on.) I realize that I am literally “beating this cancel hammer to death” here but would have one final observation. In the P&A proof strikes below, both L1283 and L1284 (proofed April 1880) have one bottom “arm” longer. This might indicate that L 1283 was recut to reduce the solid “blob” centre and became L 1284 in April 1880. Nuff said...



L 1283, genuine strike
Not to scale above.



P&A Feb. '80. Note arm.



L1283, poor illustration



P&A Apr. '80. Note arm.

CORRESPONDENCE AND QUERIES

Guy Jeffery has sent in a whole bunch of stuff. I hope I can do it justice here, and not miss anything! Most of his material are fancy crosses or geometric cancels. His first two items are “Kingston crosses”, L 1079 and L 1084. The PM of Kingston Ont., a Mr Deacon carved several cross designs in the early 1870’s, probably due to the religious aspect of his name. See our L 1059 text for more info. The next two are similar design to Kingston crosses, but are not confirmed on cover. There are traces of weak other cancels on these, however Mr. Deacon was a real “keener” and may have used his mark (so to speak) as a receiver cancel on otherwise poorly cancelled. The stamps are of the correct time frame, and pass several other tests of authenticity – perf stains, ink penetration, ink type etc. Any cover examples of these would be appreciated. I have seen the fifth item before, but never on cover. It is on a somewhat later shade than the preceding. Does anyone have a cover, and should it be listed as a cross, a geometric or what? The sixth item is a new geometric, not really similar to any other listed types, used Granby Que., Oct., 1876. The cover was to NDW Montreal, and had a “Head Carrier Stamp Office” marking on back.



L 1079



L 1084



Kingston crosses?



?

Granby, new geometric.

His next item (below left) is an unlisted Toronto geometric used in Nov.1872. the pair of 2 centers is another Toronto geometric, used Dec. 1889, L 1568. This nicely shows how the same cancel can appear very differently between strikes, the right strike could be reported as a fancy “C” or “D” if seen alone. Guys next two items are examples of scarifying cancels (see our D 333 or D334) the circular features, and/or rows of dots are designed to cut into the stamp and thus allow ink to penetrate so as to reduce stamp reuse(see also next page). The second one is new to me, and may be foreign. The last item is similar in appearance, our D 39 which is just a nail head (does not cut) showing in the middle of an oval grid. Poor strikes of this have been described as “6”, “9”, “O” and “P”’s.



Toronto Geometrics



1568



Scarifying cancels



nailhead.

BNAPS FANCY CANCEL & MISCELLANEOUS MARKINGS NEWSLETTER 72.



Guy also sent along these items. The cover above has several interesting Government mail features. It was first addressed to Mr. Chapman in Philadelphia and authorized as “official” with initial at left corner by the Hon. “DM”, Member of Parliament. (There were four possible “DM’s” in 1885 Parliament, interestingly the addressee SH&H Chapman was a “Numismatics & Antiquaries, books, Indian pottery & stone tools” dealer.) The cover then received the H. of C. Stamp. (There are several types, some say FREE, some have a crown, see Jar. 1523.) At Ottawa Main PO (across the street) it was realized that “FREE” did not apply to a foreign destination, the stamp was applied – partly overlapping the H. of C. mark, and was then cancelled with the Ottawa scarifying cancel to make sure that no one in Philadelphia would attempt to reuse a Canadian stamp. (Ain’t Govthink [a newword] fascinating!)

His other item at right is very curious indeed, and I am going to go out on a limb a bit.. I welcome any comments on my opinions. I think that the stamps and cancel (never reported elsewhere – closest is L 1160) are really performing the function of a wax seal on some important – probably religious document. The stamps and especially the “cross” appear to be on the closing seams of an envelope (or wrapper). There is also an embossed symbol partly covered by the 1 center. I once saw a religious wax seal (complete with tiny cloth strip so it could not be “accidentally” broken) used similarly. Anyone could of course just tear open the envelope, but it’s private importance and the “fear of God” has been adequately conveyed. Comments?



Joe Smith sent in proof strikes of the Alix Alberta crown wax seal, which are from the same hammer I used for L 1272, and also on page 194. I own the “Halls Harbour NS” hammer, and my research (since about 1987) has discovered about 12 other PO crown wax seals still in private hands. I will list these here, and would appreciate any other proof strikes, any other hammers, or the current location of any. Adamsville L.C., Au Lac WO NB, Black Land WO NB, Corn Hill WO NB, Hickson Ont., New Aberdeen C.W., Oak Point Kings WO NB, Readlyn Sask., Rollo Bay Cross PEI, Round Hill W.O. N.B., Tryon River PEI, Tusket Wedge NS, Upper Sussex WO NB, Vernon river PEI, Whites Cove WO NB. “WO” means Way Office, a small collection point on the “way” (route) between larger centres. Why so many NB WO hammers have been reported is a bit of a mystery.



BNAPS FANCY CANCEL & MISCELLANEOUS MARKINGS NEWSLETTER 72.

Something completely different - from MOOSE # 98 Ed. Doug Murray. I couldn't resist "playing" with it. Queen Vic. would not be amused.... A bit more about MOOSE follows.



Doug will soon be retiring from MOOSE, and would be very interested in hearing from anyone who might want to take over the Editor functions of this newsletter. **Think about it. Better yet, volunteer.**

Thanks Doug from the members of the FC&MM group for all your work on MOOSE. 100 Newsletters!

The **Bull.MOOSE** is the regular newsletter of the Money Order Office Study Establishment (MOOSE), a study group under the Postal History Society of Canada. It is published quarterly in February, May, August and November

The **Bull.MOOSE** is dedicated to research and writings on Canadian MOO, MOOD, MOTO, MOON, POCON, RC & CCN cancellation types and post office numbering systems. Membership is \$10.00 annually for paper copies or \$5.00 for digital copies, payable to the editor;

Doug Murray, 26 Alexandra Court, Stratford Prince Edward Island, C1B 1K8, Canada. e-mail peibullmoose@gmail.com



Mike Street sent in a reference to the cover at right (I've cut 'n pasted it) with either a very late cork type cancel, or the world's worst oval bar cancel. He also sent a reference to this fascinating cover from St. Pierre et Miquelon to Scotland via British Packet with Canadian (!) stamps cancelled with (presumably) Canadian corks. I note what is probably an "authorization" initial by the St. Pierre CDS. I've also added two items from my former 'foreign on Canada' collection. (St. Pierre is a tiny French colony south of Newfoundland.)



BNAPS FANCY CANCEL & MISCELLANEOUS MARKINGS NEWSLETTER 72.

The item below is self explanatory. Please note his request at the end. (He already has all my material.)

Toronto Fancy 2, L 24. Alec Globe

In the December 2015 Newsletter, Brian Hargreaves sent in two strikes of Toronto Fancy 2 obliterator L 24 (Dave's catalogue records use in September 1869). This hammer was first published as D&S 73 in *BNA Topics*, 36.4 (July-Aug. 1979), pp. 22-3, where covers dated September 20 and 22, 1869 were noted. That was solidly in the period of Toronto Fancy 2 use.



Cork is a soft and granular material. The diagram shows how black parts of the design get thicker as the cork wears down. Eventually grains of cork fall out and edges break away. The Jim Hennok sale of December 1999 included two copies of this hammer. Lot 361 represents an early state, with relatively thin lines in the surrounding design, and an almost complete Roman numeral two. Lot 362 shows some wear, with the surrounding lines getting a bit thicker. The strikes on a September 20, 1869 cover are in a much later state, with some of the surrounding lines quite thick and parts of the Roman numeral broken away (scan by permission of R. Maresch and Son, sale of November 1995, lot 418). The surface of the cork had worn down to the point where the metal ring holding it to the wooden handle made an impression.

I am currently compiling a catalogue of all the Toronto Fancy 2 and 2-ring 2 hammers, including a census of all known copies, major states of wear, and illustrations of all known covers so that states of wear can be dated more accurately. **I would greatly appreciate receiving scans of all your Toronto 2 material** for this project, which will eventually be published. Every new strike adds to the story, and covers are invaluable. My email is alecglobe@gmail.com.

And another request for information regarding an "NTC" perfin and cancel. From Mr. Russell Sampson. Hopefully you do not mind your email address here Russ... <rsampson314@gmail.com>

I'm a perfin collector in the BNAPS Perfin Study Group. Here is a scan of a rather faint and messy roller cancel on a rather famous perfin piece from my collection. Could you shed any light on this cancel?

Not to scale.




BNAPS FANCY CANCEL & MISCELLANEOUS MARKINGS NEWSLETTER 72.

Jack Forbes sent in several examples of cork cancels on copies of the "Pharmaceutical Journal of Canada" (still extant, published from Toronto), however most were poor strikes on a dark stamp. The cut at right is the closest to L 1212 that I have seen however.



Ron Smith sent along several items. His first confirms the use of a "similar to" L 1212 cancel, but from Prescott Ont., Aug. 1874. This has also been reported from Prescott in Nov. and Dec. and as such should rate a separate listing. Ron also sent in a new location for L 1161, Albany PE, Dec. 1889. Ron also has a query regarding L 409, the intaglio Fredericton "F". The "L" illustration is from the only known strike of this (times 3 on a strip of 3 1 cent S.Q., Apr. 11 1885) which was in the Day collection. There is a weak CDS on the left stamp, and all three strikes have the same ink intensity and perfect orientation. These last items make me somewhat suspicious, but perhaps the PM was a "keener" and wanted to cancel them well as two were previously missed. This was not in the "Littlefield" fakes cards. **Does anyone have any other examples of this?**



Mike Halhed sent in the cover (below left) to Stellerton NS, carried by the "Halifax & Pictou RR east" RPO in Dec. 1871. There are no other markings, so it appears this was used on the RPO. The RPO's usually had a separate mail car, sorting facilities, and could pick up (and drop off) mail bags at special hooked poles at towns where the train did not usually stop. Stellerton is near the end of this RPO route, and this is probably an RPO "way" cover from some place north of Halifax. Mike's other item is a two ring numeral, but from where? It is on an appropriate stamp (2 cent L.Q.), but seems to have a bit of an ink problem. The "official" PO cancel ink had oil added to increase paper penetration and thus prevent reuse. I think this is overly oily ink – from the top or bottom of the can – and was also a very heavy strike. Wear is probably not an issue, the two digit hammers were to smaller PO's, and the cancel is on an in period stamp. Guesses have been 10, 20, and 29. Neither Sydney, nor Hamilton used any fancy cancels in this time frame, so ink comparisons are not available. Number 20 has not been located and is rare. (May I suggest that if this was the best strike a PM could get from 2R20, then he might soon discontinue using it?)



Another member sent in these next two items which also appear to have ink "problems". The first one seems to be somewhat similar to L 1084, but possibly smeared and with regular writing ink. The second, an unlisted geometric seems to have somewhat more "curved" lines than I would expect, and I at first thought this was a scanned/cut/cleaned/pasted item. There is a tiny intaglio gap between the cancel and the stamp when under high magnification, and I had initially thought that this indicated it was "cut" from elsewhere using a paint program, and pasted onto the stamp. However this is a bit of a "red herring" as the same gap appears at the perf edges. It seems to have been created when the item was scanned to be sent to me. It is probably due to excessive contrast adjustment in the scanner, or storage program.

FAKES BOGUS AND SPURIOUS ITEMS

This 2 ring "11" appears to be inked onto a previously existing circular cancel. It is a bit odd as the Fredericton "11" is not rare. There is also some conjecture that Fredericton used two different "11" hammers. I am a bit out of my area of expertise here – any comments are appreciated.



BNAPS FANCY CANCEL & MISCELLANEOUS MARKINGS NEWSLETTER 72.

I have copied the info below from our Newsletter 46, the section on "Fantasy and Joke" cancels. I do not remember the name of the gent who sent this in 2007, and even if I did, I wouldn't tell. (Hint, a Gent from Scotland, has an "M" in his last name, possibly also a "c") If I can get it to print, the envelopes for this newsletter will have a 2016 strike.

1. Thisill (a.k.a. Lacelle D620a). This item arrived recently in response to my listing this item as a deletion in the second edition of our fancy cancel book. It is self explanatory. Pronounce the name of the wee little place out loud.

"...and can tell you of the history of Thissill, the town of origin, or to give it its full title 'Thissillnaedae'. A village in Aberdeenshire it was cursed for all eternity by a fourteenth

century oil prospector who it is said actually named the place, but cursed it after being turned down by the local barmaid - a most unusual occurrence as that was the first time she had ever been known to turn done anybody. Anyway the curse meant that the village would disappear and only reappear once every 60 years - a bit like Brigadoon, but 60 years was the said oil prospector's life span. So it appeared for example in 1836, in 1896 when the postmaster pinched some current Canadian stamps of a prominent Aberdeenshire stamp collector, one Mr. Mackie by name, again in 1956 when these stamps were used, and it is of course due to reappear in 2016. To see it, all one has to do is to travel to the centre of Aberdeenshire, down a bottle of Highland malt in one go, and it will be amazing what will be revealed to you."

(Ed. Note... If someone wants to pay my plane fare, I'd be willing to try....)




Someone did a considerable amount of work to produce the item at right. The Signet ring "L" for Mr. Lilley of Lilley's Corners PO looks very impressive, and Mr. Lilley later (1874-1883) used three other fancy "L's", L 551, and L 563, and L 565. Closer inspection reveals that the CDS is hand drawn, and the cancel is not tied. These personal wax seal initial hammers were quite common 100+ years ago, and are still around in considerable numbers. I illustrate some which I own below. Note also the modern "Taurus" horoscope stamp.

Other details, Mr. Lilley was the PM in 1873, unfortunately records do not go before that, and this cover is from 1872. A standard split ring CDS hammer was in use in 1875 and probably earlier. Finally, why would Mr. Lilley hand carve primitive "L" initial cancels when he already had a brass initial hammer?



BNAPS FANCY CANCEL & MISCELLANEOUS MARKINGS NEWSLETTER 72.

The item at right has recently been offered for sale. It has been referenced in our N.L. 52, 62, and 68, and is an L. Littlefield (aka Bogusman) fake. As is usual with these fakes, this cover is the only known example. Nuff said.



Unconfirmed, never seen cancels

A year ago (my how time flies...) I sent out a file showing 56 cancels which are presented in our book and that I have never seen. These have all been reported in other publications – mainly D&S – and all are derived from tracings or drawings of varying quality. Unless evidence is found that these really exist, I intend to delete all of ‘em from the next edition. Some of them were also run in a Topics article. What details were known on each was also presented, and in many cases possible explanations for them were provided. There was some response, and I wish to thank those who contributed. If anyone would like a re-mail (email or snail), please just holler. D.Lacelle Box 233, Merville BC, V0R 2M0, Canada.



L 598, not in D&S, reported in ‘Stamp Collector’ magazine, Mar. ’79. “...from Middlemarch Ontario ... cover dated Jan. 11, 1882...”. (Middlemarch used another “M”, L 592 in 1876.)



This cross (somewhat similar to L 113) may have been the origin Of L598. It might also be the origin of L 592 at right, also from Middlemarch, however L 592 has been confirmed twice for 1876, three years earlier.



L 389, D&S # 466b, Sup. Pl. C, BNA Topics July ’63, pg. 179. D&S “disintegrating cork”. (There may be a collation error between D&S 466, 466a & 466b.)



Possibly the same as this new listing (L389a,NL 59) L’Epiphanie Que. Mar. 1896. Scale is a bit different however.



L 172, D&S 105b, Sup. Pl. M, BNA Topics May ’66, pg. 122. “Stayner Ont.



’72”. (Stayner also used L 63 a “III” [at right], ’72-’76.

If you look at only the intaglio parts of L 63 at left, you can “see” an intaglio “110”.



L 658, D&S (1961) # 639. (Possibly a poor strike of L 908, a “WM”, at right, also could be an otherwise unlisted “WN” upside down). Two examples of this have been sent in, close examination at the top of the cancel reveals that they are both L 908. It appears that the left side broke off, turning “WM” into an apparent “NM”.



And totally out of space, hope to see you at the Convsnition. Dave.L.