

BNAPS FANCY CANCEL AND MISCELLANEOUS MARKINGS NEWSLETTER 38.

Dave. Lacelle
Apr. 2005.

- Group News,

I have a great deal of material for this newsletter, thank you to all the members whom have contributed. Please send more; Dave Lacelle, Box 233, Merville BC, or <<fancycancel@hotmail.com>>.

I will be at the Edmonton BNAPS Convention and have asked for time for a study group meeting. I have no specific topic, if anyone wishes to present anything, please let me know.

We have one new member, Mr. P. Young, 122 Woodward Street. Bracebridge ON, P1L 1J7.

In the previous newsletter I mentioned that I was having some difficulty selling the remaining "letters and initials" portion of my collection due to its' bulk (345 items), and asked if anyone wished to buy it. To my surprise, there were four offers to buy the entire 345, two were serious (at my price), and the first of them thus got it. I apologize to those of you who sent in specific request lists, I was unable to fill these if I was also selling the collection section intact...

I have recently been sent, or have personally seen several bogus and/or fake cancel items. I would like to thank those whom have brought these to my attention. When presenting "bad" material in this newsletter, I usually do not attribute it, as future references can be distorted. I say: "Mr. X sent in an interesting fake", next person says; "Interesting, Mr. X. has fakes", third person says; "Mr. X's collection is full of fakes", fourth; "Too bad Mr. X. has made all those fakes"....

I think that one reason for this recent abundance of bad material is due to direct sales over the Internet. There are definitely sharks out there, and the sharks can disappear quickly. Real stamp dealers have offices, ethics, associations, and hope to have your business in the future. Some guy on the net however....

REVISIONS TO PREVIOUS NEWSLETTERS.

Newsletter 1, Crown Wax Seals, new entry. Millington Que., Type 2, Nov. 23 1886, as seal on back. These sealing wax hammers were issued to each post office as it opened, and were used from (roughly) 1845 to 1945. They were to be used as wax seals on mail bags, or other official P.O. correspondence. Some P.M.'s used them as cancels, and they were occasionally used on non-official mail, probably to impress the senders. They make rather poor cancels, the P.O. name is usually not readable, the example here is a doctored "proof strike". Crown wax seals were the major topic of our first newsletter in 1988. There have been many additions and revisions to this original listing since. Did I unconsciously choose a topic in 1988 which I know I'd still be using 17 years later in order to ensure continuity of the newsletter? The brain works in strange ways sometimes.





Newsletter 21, and 17, the bogus "ER" cancel. I have recently been asked for an opinion on the cover example of this item. It was confirmed bogus in our newsletters and listed on the fancy cancel book revision page as D204a. My correspondent also



suggested it might be a postmasters', or Post Office initial instead of the "Elizabeth Regina" initial I had immediately thought of. As the supposed cover was from Eastman Quebec, the "E" could apply, and the "R", or "B" might refer to the P.M. There has never been a P.M. named 'Eastman' (checked Archianet), P.M. 1931 -04 -10 was Damase Exias Stebenne, P.M. from 1931-08-31 (to 1964) was Joseph Alexandre Stebeene. In Newsletter 21, I referred to several other bogus items which my correspondent had bought from the same source, however I did not illustrate them, and now do below. David has also sent in a cover with the top right 'cancel' below, with Hamilton, Chedoke, Ont. Mar. 1933 CDS. Does anyone else have the bogus items below on 1930's covers or stamps?



Newsletter 34, 'Enquiry Office, Post Office Toronto', oval cancel. I have recently received two examples of this cancel used on bulk mailing receipts. The one on the left is from J.C. Rodgers with a pair Sc. 79, Feb. 9 1901, (which is probably a fairly late use of this cancel) the other one is dated Apr. 12 1899, both with the same clerk's initial. Bulk mailing receipts were used for items such as catalogues, the sender would affix the appropriate postage (one cent per pound) to the receipt, it would then be cancelled by the P.O., and the items could be delivered 'stampless'. As some of these mailings were huge, this explains the prevalence of this cancel on higher value, or multiple stamps. Mr. Roger's example was unusual as it was a mere 10 pounds; the other one was 36 pounds. The forms were double sided in case more space was required for postage..



Newsletter 37, 'Public Works hexagon'. Several other examples, and much information on this marking have been sent to me, predominately by Jon Cable. This marking (as well as others from House of Commons, Senate, and Ottawa Free. frankings/cancels) were written up in PHSC Journal #91, 94, and 97 by Dan Davis. There were five different Public Works hexagonal markings used between 1868 and 1904, if anyone wants further details, I can provide them. I note that this marking is not exactly a 'frank' as it does not state postage is free, it merely indicates origin (?or possibly receipt in some cases?), the crown and authorizing name



imply government mail, however this would not mean anything, say overseas for example. Stamps were added; for foreign destinations, registration, redirection etc. There is still some confusion with the cases where stamps are added to these otherwise "free" covers - at what stage were the stamps added? Jon maintains that the incorrectly "free" marked items would be prepared by their sending departments, then sent to Ottawa Main P.O. (then across the street from the Parliament Buildings) where it would be rechecked, and returned to the relevant department if postage was required, stamped, then sent back to Ottawa Main P.O. This possible routing to me seems very awkward and round about, however, given that this is the Federal Government in action (I worked in a Fed. Gov't headquarters position for 27 years), it may very well be correct. Alternatively, I suspect that mail was free franked by whatever department, sent to Ottawa Main which then added stamps if appropriate (i.e. should not have been marked free). Ottawa Main would then debit each department annually. Two pieces of circumstantial evidence are; a.) the lack of "return to/received" notations, surely any government department would stamp, note, mark, mutilate/spindle etc. any received items even if their own returns!, and b.) one of the purposes of using rubber stamp markings, as well as the later "OHMS" and "G" overprints was to prevent theft of postage by the Civil Service employees, having the various departments retain postage would contradict this, and in fact make the rubber stamps somewhat redundant.

Having said all that, what to make of the cover below? One interpretation: the cover is prepared in Ottawa where it receives the Public Works hexagon, it is redirected (in error) to Quebec City, postage apparently is applied (and cancelled) at Quebec City, Oct 11 1883, returned to Ottawa where a redundant 'Ottawa FREE' cancel is applied. Note there is evidence of redirection, and the 'Ottawa FREE' marking is one day **after** the stamps were cancelled at Quebec City. There has also been some discussion about whether or not this "Ottawa Free" marking is a duplex hammer, or merely two separate rubber stamps held together at the same time. Jon and I both think the latter is correct as there is some variation in spacing between strikes.



CORRESPONDENCE AND QUERIES

I have a few minor notes from material I have been working on, or from just general "findings".

Sometimes one misses the obvious. I had thought it strange that some P.O.'s continued to use the old 1850's "four ring numeral" cancels well into the Small Queen (1870-1898) era, and also after the issue in 1869 of the "two ring" numeral cancels. The "four rings" (over 50 issued) were issued (more or less) alphabetically, the "two rings" (over 60 issued) by Post Office revenues. Obviously, (now that I think about it), some P.O.'s in the "four ring" list would have had small revenues (in 1869), and these continued to use four ring numerals as no replacements were issued to them. I checked this out by comparing the two lists in a spreadsheet. There are 12 P.O.'s in the "four ring" list which are not in the "two ring" list. Numbers 7, 20, 23, 24, 32, 33, 36, 41, 44, 45, 48, and 52, could have been used after 1869. There are also 20 P.O.'s in the "two ring" list, and not in the "four ring" list, the most curious one is Toronto. It would be interesting to compare the 71 P.O.'s in terms of modern populations as well as postal use. If anyone wants this spreadsheet I can Email it. Some late use "four rings" are below.



I also have two small revisions to the fancy cancel book.

Lacelle 1532 is now located as Bowmanville Ont., Mar. 1877.





Lacelle 490, noted on cover, Mar. 1895, the proof date in the book must be in error.

In the last newsletter, I had a "philately is where you find it" item. Continuing with this theme, this is a nice example of a poorly cancelled item hand re-cancelled by the receiving office. This is probably not too common nowadays as it involves (a keener) human intervention. (Thanks to David Hoeniger for the philatelic posting.) I might also mention that all my incoming stamps are donated to Oxfam, a worthwhile charity. As well as accumulating bulk stamps, they also have an auction <<stamps@oxfam.ca>>. Over \$170,000 has been raised by the Oxfam Stamp Program in the last 20 years.

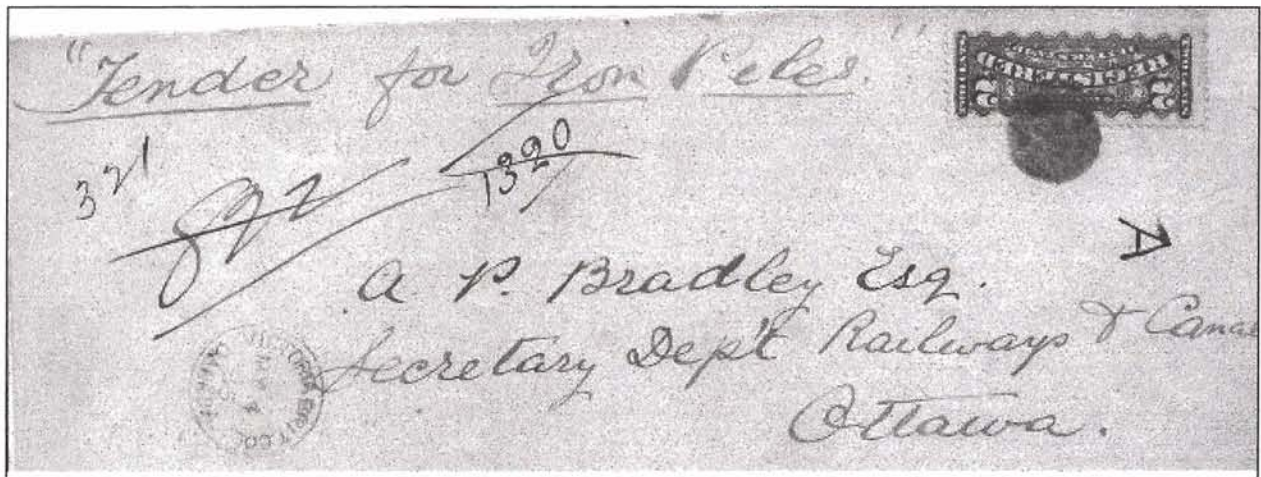


Joe Smith has sent in this item, and suggests that it looks like a dove or bird, and suggests that it is from a toy print set. I agree but it might also be an anchor. As this could also be an accidental "blob", I would have to see other examples before listing. Other cancels from toy printing sets are; L1453, L1454, D653, D650, and D664, as illustrated on the next page. Only the first two appear to have had valid, in period, postal use.





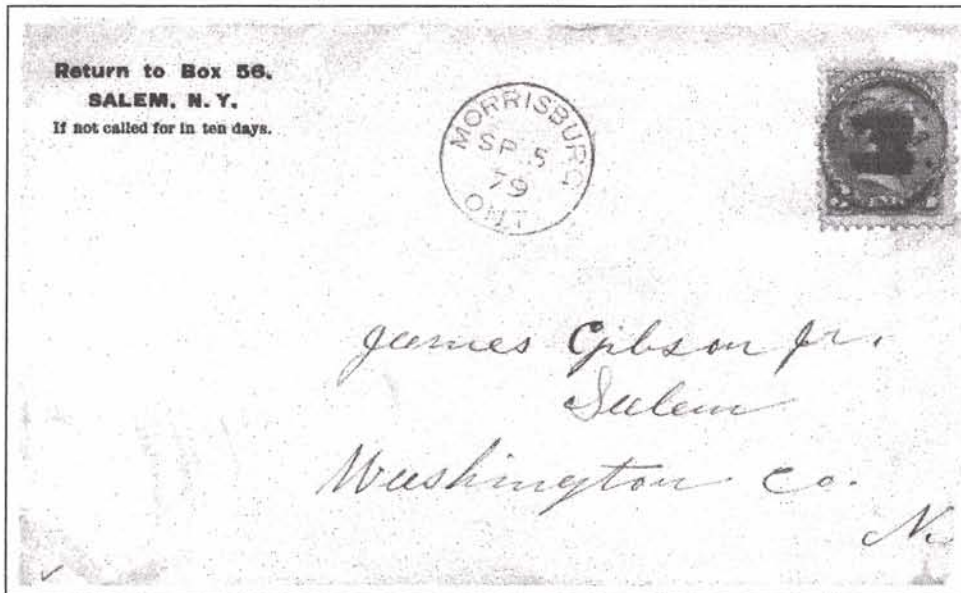
I'm going a little off topic here, but some Emails regarding the free government frankings such as "Ottawa Free", "Public Works" hexagon etc. have led me to consider what might be called the corollary case, "Free" to the government, and any associated markings. Most would be ms "free", as private citizens do not usually have access to "Free" rubber stamps, however there might be some corporate rubber stamps indicating free mailing. The item below is intended as a "teaser", does anyone have other examples of "Free" "To" the Government" which they would like to share with our members? The ms "Tender for Iron Pilings" was presumably added by sender (it may also be a receiver note), postage was free as it was to the "Government" but registration was required. (Ref. "Canada's Registered Mail" 1802-1905, Harrison Arfken Lussey pg. 340).



The second item below is somewhat problematic, and is similar to the item on pg. 3. (The illustration is cut down, there are no other markings on the cover.) Why is postage added (stamp is 'just' tied in perf. holes) to an incoming letter with a FREE stamp on it? I note both this and the example on pg. 3 came from Quebec City, where the stamps were apparently added to "free" items.




One of our members has sent in this cover, with L392, an "E" of Erin Ontario used in 1893. His cover (below left) was described as an "M" from Morrisburg Ont., Sept. 1879. This is quite contradictory, so I went back to my source notes. I was able to confirm (but did not have a photocopy) an Erin Ont. cover from Mar. 1893, as well as ten photocopies of this cancel. Interestingly, of the ten examples, eight were "socked on the nose" (S.O.N.) and would not have been tied if they were on cover. The Morrisburg cover is also not tied. This P.M. obviously took his time to carefully cancel his mail. Unfortunately, this also means that un-tied examples can be affixed to any cover, and, I suspect this is what happened with the Morrisburg one. I would be a great deal more at ease about "slamming" this cover if I had a photocopy of the Erin one. Do any of you have it? Please send if so, hopefully it was tied, and not S.O.N.!




One of our members has sent in the heart cancel above right. This is an item which I would consider as only a "3" on my 1 to 10 authenticity scale. Does anyone else have another example of this? For the record this one is St. Andrews NB, Dec. 8 1884.


I have recently received two examples of bisected 6 cent S.Q.'s. I have not completely abandoned writing an article on bisected S.Q.'s, however I need more material. Bill Burden sent in the item below, (CDS Lower Horton NS, Apr. 1874), this is a really nice item, and I am quite sure it is genuine.




The second bisected 6 cent S.Q. below at first glance looks good. However, barred oval killers of that design were used with duplex hammers, and as such, "does not belong".



Bill Wegman has sent along a new late date for L563, Dec. 20 1882. P.M. Lilley of Lilley's Corners (later London East) was very proud of his "L", and he used it until it almost self destructed - as in Bill's example at right. Bill also sent in this example of a UK, or USA duplex killer "19" on a 2 cent Small Queen.



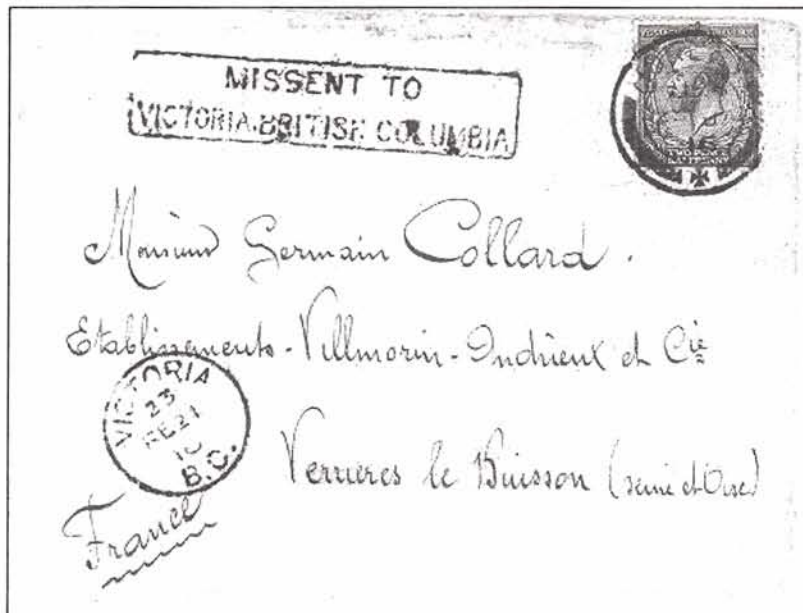
Ron Smith has sent in several items, including the flag, flower, and ?tree? below. I am at a bit of a loss as to what to make of the last item. Item one is on cover, and is a flag design, L1404, unfortunately it has neither front CDS, nor back stamp so we still do not know the location of this cancel. Item two is on cover from St. Andrews N.B., Apr. 1874, it is L1035 (Chatham NB, JA 1872 to AP 1874), the discrepancy is due to it being a receival cancel, there is a weak target cancel under it. The last one, a truly strange tree or leaf (?) Is from Perce - Gaspé Que. May 1873. The cancel is triple struck, and the stamp is heavily oxidised.



I was asked for an opinion on the marking at right, and was able to find an identically worded stamp in some material Mr. Quatrocchi had forwarded to me earlier, both were from 1977. Mr. Quatrocchi's example was a bit more "politically correct" as it had the correct accents in the French portion. Does anyone know anything about this mail theft, it must have been substantial if two stamps were prepared!

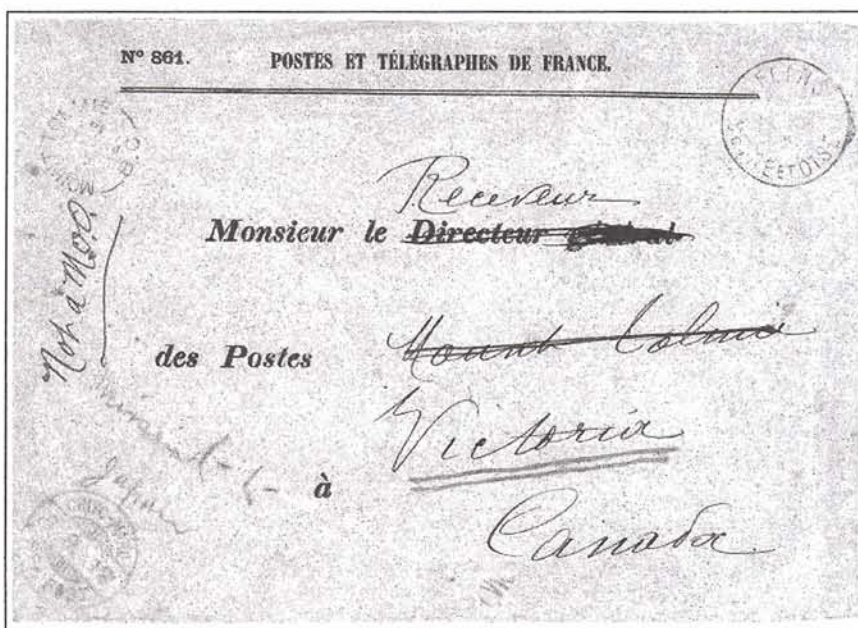
Mike Street has sent along an interesting link to Lugdunum- Philatelie in France.

<<www.lugdunum-philatelie.com/uk/index.php4>> Included in their recent offerings were the two "Missent" items below. Although this crosses into several other study group domains, I think the markings are "miscellaneous" enough for our group. Also, how many any "Missent" to Japan covers have you seen? After finally getting to Mount Tolmie, it had to be ms redirected as Mount Tolmie was "not a M.O.O." (money order office)!



Horley U.K. (SE England) to France via Victoria BC, rec'd in Victoria Feb. 21 1916.

From France (Flins Seine et Oise) to Victoria BC via Japan (Chiyo -Maru Sea Post), ms "missent..." rec'd . Mount Tolmie BC Oct. 5 1912, forwarded to Victoria as ms "Not a M.O.O." (Money Order Office).



This has been a somewhat larger than usual newsletter, and has certainly had many technical problems with various illustration types rec'd, printer cartridge failures, virus protection flaws etc. Now done ... I hope ...

A good Spring to all, and Good Collecting,
Dave. Lacelle. (PS please send more stuff for the next newsletter.)