

## In This Issue

Kiss Prints . . . . .	1
Study Group Business . . . . .	2
Maple Leaf on Twig . . . . .	3
"A" Stamp Perforation Error . . . . .	8

Copies distributed: 131


## Kiss Prints

by: Andrew Chung

Three unlisted kiss prints of the Floral Emblems and Coats of Arms of the Provinces and Territories of Canada issued from 1964 to 1966 have recently been discovered. This brings the number of known kiss prints on this issue of stamps to six.


### British Columbia • Dogwood

The kiss print affects the brown colour of the branches of the Dogwood. On this example, a second lighter impression of the branches below the flowers is visible on the right side of each branch.



### Prince Edward Island • Lady's Slipper

The blurriness of the flowers is due to a second impression or kiss print of the flower's colour. The second impression is slightly shifted downward off to the right.



"A" Stamp Major Perforation Shift Error  
See page 8

continued on page 10

## Who are We?

We are the Elizabethan II Study Group under the auspices of the British North America Philatelic Society (BNAPS) — The Society for Canadian Philately.

Our journal, the *Corgi Times* is published six times a year.

We study all aspects of Canadian stamps during the Elizabethan-era — February 6, 1952 through September 8, 2022.

## BNAPS

Website: [www.bnaps.org](http://www.bnaps.org)

Membership information:

P. Charles Livermore  
288 Cook Rd  
East Aurora, NY 14052  
United States  
E-mail:  
[charleslivermore@hotmail.com](mailto:charleslivermore@hotmail.com)

## Elizabethan II Study Group

Founder: John D. Arn, OTB

Chairman:

Robert J. Elias  
10 Thornhill Bay  
Winnipeg, MB R3T 3W5  
Canada

Treasurer:

Derek Fleming  
854 Silver Birch Trail  
Mississauga, ON L5J 4C1  
Canada

Website:

[adminware.ca/esg](http://adminware.ca/esg)

## Annual Dues

All addresses: C\$10.00 for a one-time application fee charge; free for all following years for distribution of *Corgi Times* via a PDF download.

Payment by PayPal is preferred:  
[ESGTreasurer@rogers.com](mailto:ESGTreasurer@rogers.com)

If by cheque, please make cheques payable to "The Elizabethan II Study Group" and send to Derek Fleming, Treasurer at the address noted above.

Articles with no by-line are written or compiled by the Editor. All articles are ©2023 by the author and/or the Elizabethan Study Group.

## Study Group Business

❖ *Welcome* new members

(none)

## Planning Calendar

This is a listing of major exhibitions and bourses with a large content of both Canadian Exhibits and Canadian dealers.

The goal is to list events far in advance to encourage either exhibiting or attendance and preferably both.

**2023 BNAPEX:** September 15–17, Halifax, NS

The ESG "Annual Show-and-Tell" is scheduled for BNAPEX on Saturday, September 16, 13:00-14:30.

## 50 Years Ago

July 1973

Jul 20 • Scottish Settlers



August 1973

Aug 2 • Royal Visit  
Aug 29 • Nellie McLung



## Corgi Times

Editor:

Robin Harris  
PO Box 2243  
Beausejour, MB R0E 0C0  
Canada  
E-mail: [corgi@adminware.ca](mailto:corgi@adminware.ca)  
Phone: (204) 268-9395

*Corgi Times* is produced with Adobe InDesign CS6® for Windows. Manuscripts should be submitted to the Editor at the address above. Electronic format is preferred but not required. Scanned illustrations (300dpi, colour, actual size, JPEG or TIFF, black background) should be sent as separate files from text files. Lower quality images may *not* be included and may likely result in the article not being printed.



# Maple Leaf on Twig: Press Sheets

by: Robin Harris

This year marks the 20th anniversary of a short-lived USA and International-rate definitive stamp design. The 80¢ USA-rate and \$1.40 International-rate were only in effect for 12 months, from January 12, 2004 to January 16, 2005.

A “maple leaf on twig” design was used on only these two values: a red leaf on the 80¢ value and a green leaf on the \$1.40 value. This particular design was not used again on a Canadian stamp. The initial release of these stamps was on December 19, 2003, in anticipation of the the rates that went into affect the following month.

The October to December 2003 *Details* magazine gave the following description of these stamps:

The new USA rate (80¢) and international rate definitive stamps both portray maple leaves, in a common design created by the team of Monique Dufour and Sophie Lafortune. Their approach to the design is simple and contemporary. “By using photography,” explains Dufour, “we’re updating the symbol of the maple leaf.” Pictured against a white background, the maple leaf on its branch appears vividly red in the USA rate stamp, and vibrantly green in the international rate. In both images, the shade of the leaf is slightly blurred, suggesting movement and energy. The aim of their design, says Lafortune, was to portray the maple leaf “in a current way in the context of the new millennium.”

Booklets of six and horizontal coil rolls of 100 were printed by Ashton Potter. The booklets are die cut on all four sides while the coils are serpentine die cut 8.1 along the vertical sides.

[As an aside: following the release of these stamps in December 2003, only one other stamp issue was attributed to Ashton Potter – the “Write Me ... Ring Me” issue of June 2004. Ashton Potter would no longer print Canadian stamps due to the move of their printing plant to the United States.]

In July 2004, reprints of the booklets appeared, but this time printed by Lowe-Martin. The Lowe-Martin coils (serpentine die cut horizontally) appeared in September 2004.

The following four pages illustrate the press sheet layouts for the different formats (booklet and coil) and printers (Ashton Potter and Lowe-Martin).




Booklet stamps




Horizontal coil (Ashton Potter)



Vertical coil (Lowe-Martin)









Press sheet of 80¢ Maple Leaf on Twig booklet of 6; Ashton Potter printing  
 (digital reconstruction as observed May 5, 2023 at Library and Archives Canada).  
 [The \$1.40 Maple Leaf on Twig booklet has the same layout as shown.] Image scaled at 38%





Press sheet of 80¢ Maple Leaf on Twig booklet of 6; Lowe-Martin printing  
(digital reconstruction as observed May 5, 2023 at Library and Archives Canada).  
[The \$1.40 Maple Leaf on Twig booklet has the same layout as shown.] Image scaled at 38%





Layout of 80¢ Maple Leaf on Twig horizontal coil; Ashton Potter printing  
 (digital reconstruction as observed May 5, 2023 at Library and Archives Canada).  
 [The \$1.40 Maple Leaf on Twig coil has the same layout as shown.] Image scaled at 40%





Layout of Lowe-Martin-type coils – all Lowe-Martin coils have the same basic 10 x 10 layout.  
 [The 80¢ and \$1.40 Maple Leaf on Twig vertical coils have the same layout as shown.]  
 Image scaled at 75%



# "A" Stamp Major Perforation Shift Error – The Cause

by: Bob Anderson

This article discusses a major perforation error on the Canadian Bank Note Co. (CBN) printing of the "A" stamp. This was Canada's first non-denominated stamp. It was issued on December 29, 1981 (see Figure 1). Canada Post contracted both the British American Bank Note Co. (BABN) and CBN to print the "A" stamp. BABN used one plate for its printing, plate 1, whereas CBN used two, plates 2 and 3. CBN also printed the coil stamps, released in rolls of 100. All were issued the same day.



Figure 1

CBN printed the sheet stamps on a rotary sheet-fed press. Both plates were affixed to the press. The plates consisted of six panes of 100, two rows by three columns. The plate layout was similar to that of the CBN printing of the 1977 12¢ Parliament definitive shown in Figure 2. CBN produced the stamps in four separate operations:

1. The design (stamp image) was printed by engraving on one press,
2. The tagging was printed by lithography on a separate press,
3. The sheets of six hundred were perforated with a one-row H-comb perforator. The sheets were fed vertically through the perforator, and
4. The sheets were guillotined into individual panes.




Figure 2



The BABN and CBN sheet stamps are easily distinguished by the paper. BABN used a coated paper that has a glossy surface. CBN used an uncoated paper that has a dull surface and is thinner. There were no perforating errors on the BABN stamps; however, there was a major perforation shift error, the “four-in-one” error, on the CBN stamps.

Examples of the error are shown in Figures 3, 4, and 5. Figure 3 shows a left margin block of four and Figure 3A, the same block with tagging. Other blocks with this perforation error have been recorded but this is the first example that includes the left margin. Figure 4 shows a right margin horizontal pair that demonstrate the shift to the left and Figure 4A shows the tagging. Figure 5 shows a right margin single with plate number 2 that confirms the CBN printing.



Figure 3




Figure 3A



Figure 4




Figure 4A



Figure 5

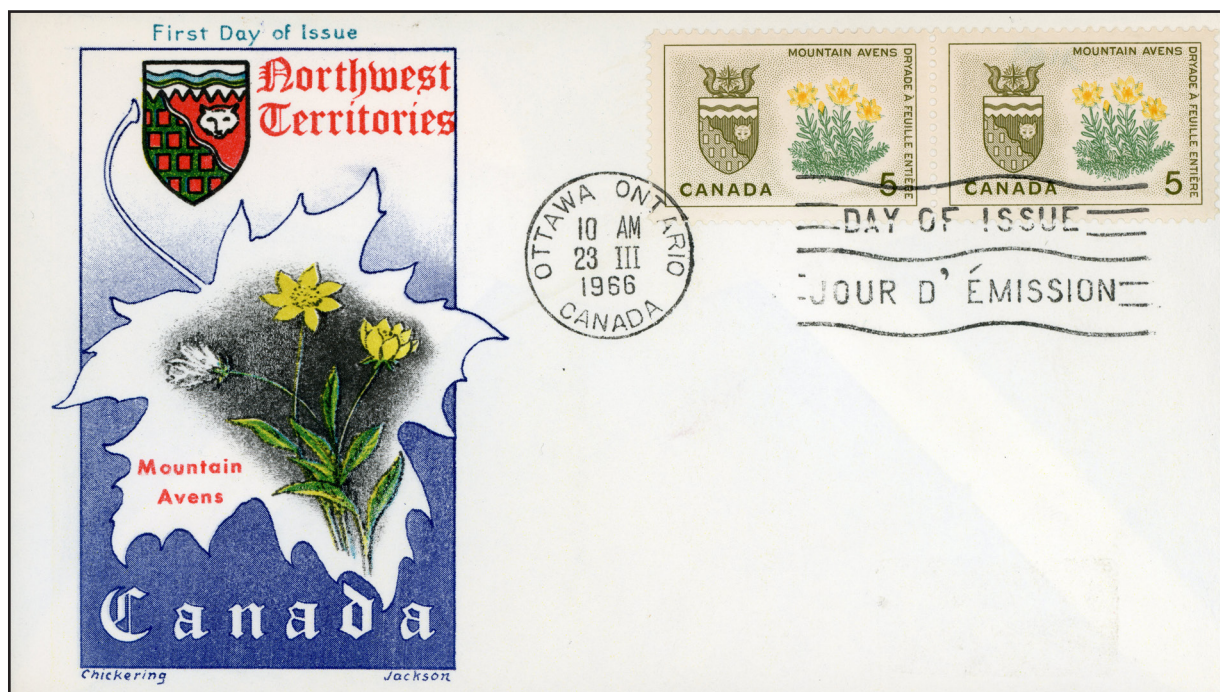

The margin copies indicate that the tagging, operation 2, the perforating, operation 3, and the guillotining, operation 4, are basically aligned whereas the printing of the stamp design, operation 1, is not. This suggests that the major perforation shift was caused by misfeeding the sheet into the printing press rather than misfeeding it through the perforator. The error caused the stamp image to be shifted 8 mm to the left and 6 mm up. The horizontal perforations do not run straight across the pane but on a very slight downward angle to the right. Thus, the shift varies across the sheet.

I extend a very special thank you to Leopold Beaudet OTB FRPSC for his expert assistance with this article.



## Northwest Territories • Mountain Avens

A kiss print of the yellow flowers of the Mountain Avens is a recent discovery on a Jackson Cover Service first day cover. A second distinct impression is visible below each of the three flowers of the pair of stamps.



# Articles Urgently Needed



# Post-Elizabethan New Issues

No. 5 • July–August 2023

Supplement to *Corgi Times*, bi-monthly journal of The Elizabethan II Study Group

## Missed the Boat?

Illustrated at right, in actual size, are the five most recent Canada Post stamp issues. Don't you find it surprising that the *Let's take the Ferry!* stamps, showing the largest object, are the smallest commemoratives issued this year? There is so much detail on these ships that is being lost at sea by not using a larger-sized stamp.


The Ferry stamps are gorgeous stamps, albeit way too small to see the magnificent vessels in their full splendour.



## Fire Sale on Black Ink?

Black-coloured stamps from Canada are very scarce, except for the five issued over the last 26 months.

It was thought that the primary reason for multi-coloured stamps (i.e. *not* mostly black) is so that the cancellation can be readily seen. Of course, since the vast majority of mail today is no longer cancelled, why not take advantage and use nearly all-black stamps.



JUNO Awards  
April 8, 2021




Karen Kain  
April 29, 2021



Buffy Sainte-Marie  
November 19, 2021



King Charles III  
May 8, 2023



Denys Arcand  
June 28, 2023



# Canada Post 2023 Stamp Program

Issue dates are subject to change by Canada Post. Shaded entries are changed/new from the last time we presented this list.

Issued	Description	Scott#
Jan 22	Black History Month: Chloe Cooley <ul style="list-style-type: none"> <li>Permanent™ (92¢) (booklet pane of 6)</li> </ul>	3371
Mar 1	Flower: Ranunculus (2 designs) <ul style="list-style-type: none"> <li>Permanent™ (92¢), self-adhesive booklet of 10</li> <li>Permanent™ (92¢), self-adhesive roll of 50</li> <li>\$1.84 gummed souvenir sheet of 2</li> </ul>	3375–76 3373–74 3372
Apr 3	Eid <ul style="list-style-type: none"> <li>Permanent™ (92¢), self-adhesive booklet of 6</li> </ul>	3377
Apr 18	Animal mothers and babies <ul style="list-style-type: none"> <li>Permanent™ (92¢), self-adhesive booklet of 6</li> <li>\$1.84 gummed souvenir sheet of 2</li> </ul>	3378 3379–80
May 1	Canada Post Community Foundation <ul style="list-style-type: none"> <li>Permanent™ (92¢) + 10¢, self-adhesive booklet of 10</li> </ul>	
May 8	King Charles III <ul style="list-style-type: none"> <li>Permanent™ (92¢), self-adhesive booklet of 10</li> </ul>	
May 23	RCMP 150th Anniversary <ul style="list-style-type: none"> <li>Permanent™ (92¢), self-adhesive booklet of 6</li> </ul>	
Jun 21	Indigenous leaders <ul style="list-style-type: none"> <li>Permanent™ (92¢), Thelma Chilifoux, self-adhesive booklet of 6</li> <li>Permanent™ (92¢), Nellie Courmoyea, self-adhesive booklet of 6</li> <li>Permanent™ (92¢), George Manuel, self-adhesive booklet of 6</li> <li>\$2.76 gummed souvenir sheet of 3</li> </ul>	
Jun 28	Denys Arcand <ul style="list-style-type: none"> <li>Permanent™ (92¢), self-adhesive booklet of 6</li> </ul>	
Jul 12	Let's take the ferry! (5 designs) <ul style="list-style-type: none"> <li>Permanent™ (92¢), self-adhesive booklet of 10</li> <li>\$4.60 gummed souvenir sheet of 5</li> </ul>	
Aug	Women who made a difference	
Sep	An actor's actor	

## 2023 | 2 Quarterly Pack

The second quarterly pack of 2023 is now available. It is advertised as having the stamps issued from April through June. The price tag is \$13.90 which includes two souvenir sheets.

There are seven stamp issues included:

- Eid
- Animal Mothers and Babies
- Canada Post Community Foundation
- King Charles III
- RCMP 150
- Indigenous Leaders part II
- Denys Arcand

