



In This Issue

Apollo 11 OFDC	1
Brian Cannon	1
Canada Post News	2
Study Group Business	3
BNAPEx 2019 – ESG Meeting . . .	3
Beneficial Insects	3
Canada 2019 Stamp Program . . .	4
Parliament Booklet Cover	5
Pre-Packaged Stamps	12
Apollo 11 Invitation.	14

Feature Article

Repeating ‘Canada’ Underprinting	6
---	---

Copies distributed: 112

Apollo 11 OFDC

It seems that someone (or some company) purchased nearly all of the Canada Post official first day covers for the Apollo 11 stamp issue of June 27. The listing for this item was removed from the Canada Post online shopping cart very shortly after their initial release date, and very few appear to have made it to postal outlets. I have not had any luck finding any in, and around, the Winnipeg area.

Early sales on e-Bay are now approaching the \$35–50 price range for this cover.



Canada Post is getting pretty good at keeping some of their stamp issues a secret. Not much appeared about this se-tenant stamp issue until its release date of June 27.

Brian Cannon (1958–2019)



We are sorry to pass along that long-time ESG member Brian Cannon has passed away. Here is the obituary as it appeared in the June 1 *Vancouver Sun*:

Born April 17, 1958 passed away on May 20, 2019 with his family by his side after a courageous two-year battle with cancer. A devoted husband and a loving father, Brian will be dearly missed by his wife of 39 years, Helena and their son Robert (Grace). He will always be remembered by his mother Patricia, his sister Cathy (Ron) and his brother Peter. Brian was predeceased by his father Bob, and his sisters Carolyn (Bob) and Susan (Mark). A memorial gathering for Brian will be held June 5, 2019 at the Alternatives chapel at 3070 - 275A Street, Aldergrove, BC from 2–4 p.m. In lieu of flowers, please donate to the BC Cancer Foundation in his name. You are invited to leave a personal message of condolence on the family's online obituary at: www.myalternatives.ca



Apollo 11 Stamp Launch Invitation
See page 14

Brian was an avid collector of Canadian Elizabethan definitives and the *Postcard Factory* post cards, having a great website with information on these topics. Picture Postage™, and varieties, were also an interest of Brian's. I show five articles published in *Corgi Times* over the years (from 2002 through 2015) attributed to Brian.

Who are We?

We are the Elizabethan II Study Group under the auspices of the British North America Philatelic Society (BNAPS) — The Society for Canadian Philately.

Our journal, the *Corgi Times* is published 6 times a year.

BNAPS

Website: www.bnaps.org

Membership information:

P. Charles Livermore
100-08 Ascan Ave
Forest Hills, NY 11375
United States
E-mail:
charleslivermore@hotmail.com

Elizabethan II Study Group

Founder: John D. Am, OTB

Chairman:

Robert J. Elias
10 Thornhill Bay
Winnipeg, MB R3T 3W5
Canada

Treasurer:

Derek Fleming
854 Silver Birch Trail
Mississauga, ON L5J 4C1
Canada

Website:

www.adminware.ca/esg

Annual Dues

All addresses is C\$10.00 for distribution of *Corgi Times* via a PDF download.

Payment by PayPal is preferred:
ESGTreasurer@rogers.com

If by cheque, please make cheques payable to "The Elizabethan II Study Group" and send to Derek Fleming, Treasurer at the address noted above.

Articles with no by-line are written or compiled by the Editor. All articles are ©2019 by the author and/or the Elizabethan Study Group.

Canada Post News

Here is what Canada Post is up to these days...

► 2019/2 Quarterly Pack

The second quarterly pack of 2019 appeared at the beginning of July. It is advertised as having the stamps issued from April through June. The price tag is \$26.10.

There are five stamp issues included:

- Sweet Canada
- Vancouver Asahi Baseball Team
- Endangered Turtles
- Historic Covered Bridges
- Apollo 11



► Second 'Secret' 2019 Issue

Canada Post's June-July 2019 | No. 6 *Details* notes the fall stamp issues, including the second 'secret' stamp issue for 2019.

The listing notes that September 21 will see a "Top secret, but worth the wait" issue. Any takers on what this will be?

Corgi Times

Editor:

Robin Harris
PO Box 2243
Beausejour, MB R0E 0C0
Canada
E-mail: corgi@adminware.ca
Phone: (204) 268-9395

Back Issues:

Sample or single issues C\$3.50, US\$3.50 each.

(Six issues per volume) Vol I through V C\$17/vol, US\$17.00/vol; Vol VI C\$21, US\$21; Vol VII C\$18.50, US\$18.50; Vol VIII to XIII C\$20/vol, US\$20/vol

Corgi Times is produced with Adobe InDesign CS6® for Windows. Manuscripts should be submitted to the Editor at the address above. Electronic format is preferred but not required. Scanned illustrations (300dpi, colour, actual size, JPEG or TIFF, black background) should be sent as separate files from text files. Lower quality images will *not* be printed and will likely result in the article not being printed.

Study Group Business

❖ Welcome new members

(none to report)

Planning Calendar

This is a listing of major exhibitions and bourses with a large content of both Canadian Exhibits and Canadian dealers.

The goal is to list events far in advance to encourage either exhibiting or attendance and preferably both.

2019

BNAPEX 2019: Ottawa, ON, Aug 30–Sep 1

BNAPEX 2019 – ESG Meeting

ESG members are encouraged to attend **BNAPEX 2019**, August 30–September 1 in Ottawa at the Delta Hotel Ottawa City Centre. Our ever-popular annual Show-and-Tell is scheduled for 14:00-15:00 on Saturday, August 31.



Check for updates at:

www.bnaps.org/bnapex/bnapex2019-Ottawa/seminars.htm

Please bring along items and questions of interest, and add to the fun!

Congrats Ingo!

Congratulations to ESG member Ingo Nessel on being elected a Fellow of The Royal Philatelic Society of Canada at the recent Royal*2019*Royale stamp show held in Mississauga, Ontario.



Beneficial Insects

by: Robin Harris

Recently (sometime in 2019 or perhaps late 2018?), the 2¢ Beneficial Insect definitive appeared with transparent gum — a new variety which was mostly *unexpected*. Here is an updated listing of the full group of stamps in this series. The 12 stamp designs now yield a total of 24 distinct varieties.



That leaves just the 1¢ value that has not yet been seen with transparent gum.

Beneficial Insects

CBN						
13.0x13.4						
Coated Papers						
Value	Sheet (panes of 50)			Souvenir Sheet		
	Blue-green gum		Transparent (white gum)	Blue-green gum		Variety count
1¢ Convergent lady beetle	Oct 12/07			Oct 12/07		1
2¢ Monarch caterpillar		Apr 22/09	/19			2
3¢ Golden-eyed Lacewing †	Oct 12/07		/14	Oct 12/07		3
4¢ Paper wasp			Oct 19/10		Oct 19/10	3
5¢ Northern bumblebee †	Oct 12/07		May /15	Oct 12/07		2
6¢ Assassin bug			Oct 19/10		Oct 19/10	2
7¢ Large milkweed bug			Oct 19/10		Oct 19/10	2
8¢ Margined leatherwing			Oct 19/10	Oct 12/07	Oct 19/10	3
9¢ Dogbane beetle			Oct 19/10	Oct 12/07	Oct 19/10	1
10¢ Canada darter (dragonfly) †	Oct 12/07		Jun /14			2
22¢ Monarch butterfly			Mar 31/14			1
25¢ Cecropia moth	Oct 12/07		Dec /12			2
† Apparent reprints(?) have narrower black borders around individual stamps						24

* with hidden features

Canada Post 2019 Stamp Program

Issue dates are subject to change by Canada Post. Shaded entries are changed/new from the last time we presented this list.

Issued	Description	Scott#
Jan 14	Queen Elizabeth II <ul style="list-style-type: none"> • Permanent™ (90¢), self-adhesive booklet of 10 	3137
Jan 14	From Far and Wide (9 designs) [new definitive series] <ul style="list-style-type: none"> • Permanent™ (90¢), self-adhesive booklet of 10 (5 designs) • Permanent™ (90¢), self-adhesive coil of 100 (5 designs) • Permanent™ (90¢), self-adhesive roll of 5,000 (5 designs) • \$1.05, self-adhesive roll of 50 • \$1.27, self-adhesive roll of 50 • \$1.90, self-adhesive roll of 50 • \$2.65, self-adhesive roll of 50 • \$1.27, self-adhesive booklet of 6 • \$1.90, self-adhesive booklet of 6 • \$2.65, self-adhesive booklet of 6 • \$11.37 gummed souvenir sheet of 9 • \$2.65 postal cards (one of each design) [set of 9 for \$21.20] 	3153–57 3144–48 3139–43 3149 3150 3151 3152 3158 3159 3160 3138
Jan 18	Year of the Pig <ul style="list-style-type: none"> • Permanent™ (90¢) pane of 25 • Permanent™ (90¢), self-adhesive booklet pane of 10 • \$2.65, self-adhesive booklet pane of 6 • \$2.65 souvenir sheet • \$2.65 (Pig) and \$2.50 (Dog) “transitional” souvenir sheet • \$31.80 uncut press sheet of 12 souvenir sheets • \$2.65 postal cards (one of each design) 	3161 3163 3164 3162 3162a
Jan 25	Black History Month: Albert Jackson <ul style="list-style-type: none"> • Permanent™ (90¢), self-adhesive booklet of 10 	3165
Feb 14	Gardenia (2 designs) <ul style="list-style-type: none"> • Permanent™ (90¢), self-adhesive booklet of 10 • Permanent™ (90¢), self-adhesive roll of 50 • \$1.80 gummed souvenir sheet of 2 	3169–70 3167–68 3166
Mar 27	Canadians in Flight (5 designs) <ul style="list-style-type: none"> • Permanent™ (90¢), self-adhesive booklet of 10 • \$4.50 gummed special sheet of 5 	3172–76 3171
Apr 17	Sweet Canada (5 designs) <ul style="list-style-type: none"> • Permanent™ (90¢), self-adhesive booklet of 10 • \$4.50 self-adhesive souvenir sheet of 5 	
Apr 25	Vancouver Asahi Baseball Team <ul style="list-style-type: none"> • Permanent™ (90¢), self-adhesive booklet of 10 	
May 23	Endangered Turtles (2 designs) <ul style="list-style-type: none"> • Permanent™ (90¢), self-adhesive booklet of 10 • \$1.80 self-adhesive souvenir sheet of 2 	
Jun 17	Historic Covered Bridges (5 designs) <ul style="list-style-type: none"> • Permanent™ (90¢), self-adhesive booklet of 10 • \$4.50 gummed souvenir sheet of 5 • \$2.65 postal cards (one of each design) 	
Jun 27	Apollo 11 (2 designs) <ul style="list-style-type: none"> • Permanent™ (90¢), self-adhesive booklet of 10 • \$5.40 gummed special sheet of 6 	
Jul 24	Bears (4 designs) <ul style="list-style-type: none"> • Permanent™ (90¢), self-adhesive booklet of 8 • \$3.60 gummed souvenir sheet of 8 • \$21.60 uncut press sheet (6 stamps of each of 4 designs) 	
Sep 21	TBA	
Sep 23	Canada Post Community Foundation	
Oct 16	Red River Resistance, 150th anniversary	

Articles Urgently Needed

Another Parliament Booklet Cover

by: Ingo G. Nessel, FRPSL, FRPSC

At the conclusion of my 4-part series of articles on the 1985 50¢ vending machine Parliament Booklets postal history (Sep-Oct 2018 *Corgi Times*), I stated that my exhibit resulted in “dealers and friends looking out for the material and plying me with more.” Well, after attending the regional show VICPEX in Victoria last fall, a Western dealer came through with a wonderful example of a mixed 50¢ Parliament booklet with stamps paying airmail postage to an exotic destination.



Dated “08-V-1991” in a Kluseendorf machine cancel from Port Hardy, BC, this cover is addressed to Narsarsuaq, Greenland, a rare destination for Canadian mail of any era.

Narsarsuaq is a settlement in the Kujalleq municipality in southern Greenland. It had 158 inhabitants in 2010. There is a thriving tourism industry in and around Narsarsuaq, whose attractions include a great diversity of wildlife, gemstones, tours to glaciers, and an airfield museum.

The particulars of the cover are complex. The rate of 80¢ is correct for the period, being the first step (up to 20g) for international airmail. The rate is made up of one complete booklet pane of the 1987-issued 50¢ Parliament booklet featuring a 36¢ dark lilac rose, 2 x 6¢ henna brown and 2 x 1¢ sage green Parliament views. To the left of this pane is a single 1¢ stamp of the same design as the pane but being a slightly darker shade. I have been able to identify it as from the 1988-issued 37¢ Parliament booklet. To the left of that stamp is a strip of 4 x 5¢ 1982 Canadian Artifacts definitives from one of the Ashton-Potter printings with perf. 14.0 x 13.3. It is impossible to determine which paper is used, either Abitibi-Price (first printing from 1982) or Rolland (1986). Note that in 1987, a new series of Mammals definitives came into production, so these artifact stamps, like the booklet stamps, are used out of period. Below the 5¢ stamps is a se-tenant pair of 2¢ slate green and 6¢ dark purple stamps from the 1989-issued 38¢ Parliament booklet. These are not tied by the cancel. Finally, below the latter se-tenant pair, there is another untied 1¢ sage green stamp, from the 37¢ Parliament booklet to complete the 80¢ franking.

So, we have a cluster of low-value stamps from 3 different booklets and an obsolete definitive issue. It feels like it was philatelically contrived, but maybe not. Some Canada Post customers would throw away booklets after using the 1st class definitive, not bothering to save the 1¢, 2¢, 5¢ or 6¢ low values. Others saved older booklets or found discarded ones with the leftover low values accumulating them to make up correct rates. That resulted in mixed frankings from different booklets, as in this intriguing cover. Since this letter passed through the mails, it is arguably commercially used. Either way, I am very happy to have it in my collection, thanks to that alert dealer.

Repeating 'Canada' Underprinting

by: Robin Harris

I recently received the July 2019 *Calgary Philatelist* newsletter, put out by the Calgary Philatelic Society. The first article in the newsletter was titled "Check That Underprinting", by Tony Doughty. The story, and illustrations, caught my eye.

The article suggests that the repeating "Canada" underprinting, introduced on Canadian definitive stamps in 2012, has two different orientations and might be used in identifying different stamp printings. (There are four patterns.)

What particularly caught my interest in the article was the possibility that the orientation of the underprinting might be used in differentiating between single stamps of the same design issued in a booklet of 10 and a booklet of 30. When one has thousands of used examples of a single stamp, one wants to know if there is a way to sort them in more detail.

The research was on. But why didn't I think of this type of variety seven years ago? (Don't answer that!)

It turns out that *most* stamp issues that have the repeating 'Canada' underprint actually exist with *two* variations: an upright and an inverted version! I would like you to stop and re-read that last sentence. It means there are twice as many varieties to collect with most of the definitives released since 2012!

Tullis Russell paper


First a background (as heard via a question-and-answer period with Lowe-Martin's Ian Hetherington during a tour of the Lowe-Martin plant in Ottawa on May 3, 2019): Tullis Russell, of the United Kingdom, is the supplier of all paper used by all three Canadian security printers for printing of Canadian stamps. The repeating 'Canada' pattern is printed on the gummed side of the stamp paper by Tullis Russell. This could be on large sheets of stacked paper or on large rolled paper. The security printers receive the paper with this underprinting already applied to the paper.

The underprinting is intended to be a security feature.

Repeating Pattern

The repeating 'Canada' pattern simply consists of the placement of four words of 'Canada': upright, inverted, vertical and vertical inverted. These four words are repeated over and over again, covering the entire surface of the stamp paper — whether that paper be in sheet form or roll form. The initial layout of the repeating group of four words is always the same. It is not until a stamp is printed on the front of the paper that the orientation becomes important to collectors.

To get a 'large' overall layout of the repeating 'Canada' words, I took 10 rolls of coils and 'joined' the resulting scans of the back (note: this is not one roll repeated 10 times, it is 10 unique rolls that have been aligned together to get the true repeating pattern). A bit of 'tweaking' with Photoshop, to highlight the words, gives us the image at right.



This paper can pass through the large printing presses in one of four orientations. The direction that the paper passes through the printer, and the orientation of the stamps being printed, determines the particular pattern that will be observed on the finished product (whether that be a full pane, roll or a single stamp).

From this 'large' layout, I extracted several groups of the four repeating Canada words. From this, the three other orientations of the repeating layout were created (flip, rotate, etc.). One pattern was selected as "upright", and the other three patterns developed from it.

Which pattern is actually 'upright' can only be determined by getting a sample of the original stamp paper as supplied by Tullis Russell — I don't believe that will happen so I randomly chose one pattern to be 'upright'.

The result gives us these 4 possible repeating patterns:

Pattern 1: Upright



Pattern 2: Inverted (i.e. rotated 180°)



Pattern 3: Rotated 90°



Pattern 4: Rotated 270° (i.e. 90° inverted)



Since the repeating pattern is best viewed from the *back* of the stamp, the simple **rule** to determining which pattern a stamp appears with, is:

View the stamp in an *upright* position, from the *back*

For booklet panes, view the pane with the *stamps* in an *upright* position, from the *back*

Notice that in each of the four pattern orientations, the four words of 'Canada' are also oriented in four different directions. As such, when you are viewing the back of the stamp and looking at the repeating words, be aware that sometimes the word 'Canada' will appear upside down, sideways, or upright — this is all normal and how it was intended to be.

Also, you will only observe a portion of a couple of the 'Canada' words. This is due to the size of the small definitives. This too is normal.

Now that we have developed a method of identifying the four different patterns, it is a simple matter of looking at the various stamp issues that have appeared with the repeating underprint and note which pattern(s) they appear with.

Why did I pluralize "pattern(s)"? It is entirely possible that the sheet of printing paper could be fed into the printing press in any of four orientations. It is quite likely that a specific stamp issue had the paper fed in an upright manner for part of the print run and fed in an inverted manner (i.e. rotated 180°) for another part of the run. Remember, it is just a blank sheet of paper at this point.

A second possible scenario as to why a stamp issue may have multiple patterns found — the stamps are laid out on the printing sheet in a tête-bêche manner. (Very little recent material has been viewable at Library and Archives in Ottawa so this has yet to be observed in person.)

This tête-bêche layout for booklet panes has been observed on the 50¢ Queen booklet (Scott 2075) and 50¢ Flag booklet (Scott 2076–2080) of December 20, 2004, and the 51¢ Flag booklet (Scott 2135–2139) of December 19, 2005. [See *Corgi Times*: Jul-Aug 2007 and Sep-Oct 2007 for illustrations.] Although none of these 50¢/51¢ booklets have the underprinting, it does show the possibility that some of the current booklets could have a similar arrangement.

Observations:

















The chart that follows indicates what I have viewed in my collection — both mint (m) and used (u). I have hundreds (or thousands) *used* of many issues. From my observation there are a couple of instances where one variety is quite scarce. I have not viewed much 'used' material for the last two years of stamp issues; this chart will be updated when that happens (it is quite likely that the current issues also come two different ways like most other issues).

- 1) it is not possible to determine whether a single used stamp came from a booklet of 10 or booklet of 30, *unless* the paper is rotated 90° or 270°. This was only observed on one stamp issue: the 2016 UNESCO set of five definitives, printed by Lowe-Martin. The stamps from the booklet of 30 are oriented at a 90° rotation to the stamps from the booklet of 10.
- 2) many issues do exist with upright *and* inverted examples. This suggests that either the paper was fed into the printing press in either an upright or inverted manner, or the stamps were printed in a tête-bêche manner (for now I would lean towards the paper being flipped).
- 3) designs which come from rolls of 5,000 can be easily differentiated from their roll of 100 counterparts by the orientation of the underprinting (tip: there is a 90° rotation).
- 4) this exercise was very worthwhile as it has resulted in several new distinct printing varieties being found.

In the table that follows, “M” indicates observation of a mint booklet in my collection, a “U” indicates observation of hundreds/thousands of used stamps of a particular issue.

Repeating ‘Canada’ Undeprint				Pattern:	1	2	3	4
Scott#		Issue	Date	Printer	Upright	Inverted	90°	270°
2499–2503		🇨🇦 Canadian Pride (bklt 10)	Nov 2012	CBN			mu	u
2603		🇨🇦 Woodchuck (coil 5000)	Jan 14/13	LM	mu			
2604		🇨🇦 Woodchuck (coil 100)		LM			mu	u
2605	\$1.10 Baby Wildlife (coil 50)	LM				mu		
2606	\$1.34 Baby Wildlife (coil 50)	LM				mu	u	
2607	\$1.85 Baby Wildlife (coil 50)	LM				mu		
2608	\$1.10 Baby Wildlife (bklt 6)	LM				u	mu	
2609	\$1.34 Baby Wildlife (bklt 6)	LM				u	mu	
2610	\$1.85 Baby Wildlife (bklt 6)	LM					mu	
2612–16		🇨🇦 Canadian Pride (bklt 10)	Jan 31/13	CBN			mu	u
2612–16		🇨🇦 Canadian Pride (bklt 30)		CBN			m	
2617		🇨🇦 QE II	Jan 1/13	CBN			u	mu
2662		63¢ NHL Logos (Van) (coil 50)	Sep 3/13	LM			mu	
2663		63¢ NHL Logos (Edm) (coil 50)		LM			mu	
2664		63¢ NHL Logos (Tor) (coil 50)		LM			mu	
2665		63¢ NHL Logos (Mtl) (coil 50)		LM			mu	
2666		63¢ NHL Logos (Cal) (coil 50)		LM			mu	
2667		63¢ NHL Logos (Wpg) (coil 50)		LM			mu	
2668		63¢ NHL Logos (Ott) (coil 50)		LM			mu	
2692		63¢ Woodchuck (coil)	Dec 11/13	LM			mu	u
2692A		63¢ Woodchuck (coil 5000)		LM				
2693–2697		63¢ Canadian Pride (bklt 10)		CBN			mu	u
2698		63¢ QE II		CBN			u	mu
2710		\$1.00 Owl	Mar 31/14	LM	mu	mu		
2710A		🇨🇦 Beavers (coil 5000)		LM	m			
2711		🇨🇦 Beaver (coil 100)		LM			mu	u
2712		\$1.20 Baby Wildlife (coil 50)		LM			mu	u
2713		\$1.80 Baby Wildlife (coil 50)		LM			u	mu
2714		\$2.50 Baby Wildlife (coil 50)		LM			mu	m

Repeating 'Canada' Undeprint				Pattern:	1	2	3	4
Scott#		Issue	Date	Printer	Upright	Inverted	90°	270°
2715		\$1.20 Baby Wildlife (bklt 6)	Mar 31/14	LM			mu	u
2716		\$1.80 Baby Wildlife (bklt 6)		LM			mu	u
2717		\$2.50 Baby Wildlife (bklt 6)		LM			m	
2719–2723		UNESCO (bklt 10)		CBN	u	mu		
2719–2723		UNESCO (bklt 30)		CBN		m		
2728–2729		UNESCO (coil)	Apr 23/14	LM			mu	
2754		Redblacks (coil)	Jun 19/14	LM			m	
2779		NHL Zamboni (Wpg) (coil)	Oct 3/14	LM			m	
2780		NHL Zamboni (Ott) (coil)		LM			m	
2781		NHL Zamboni (Tor) (coil)		LM			m	
2782		NHL Zamboni (Mtl) (coil)		LM			m	
2783		NHL Zamboni (Van) (coil)		LM			m	
2784		NHL Zamboni (Cal) (coil)		LM			m	
2785		NHL Zamboni (Edm) (coil)		LM			m	
2810–2811		Pansies (coil)	Mar 2/15	LM			mu	u
2888		QE II	Jan 11/16	LM			mu	u
2890–2894		UNESCO (bklt 10)		LM	mu	u		
2890–2894		UNESCO (bklt 30)		LM				mu
2897–2898		Hydrangeas (coil)	Mar 1/16	LM		m		
2913–2914		Star Trek (coil)	May 5/16	LM			m	
2964–2968		UNESCO (bklt 10)	Jan 16/17	CBN	u	mu		
2964–2968		UNESCO (bklt 30)		CBN		m		
2977–2978		Daisies (coil)	Mar 1/17	LM		m		
2985		Star Trek (coil)	Apr 27/17	LM			m	
3043		Toronto Maple Leafs (coil)	Oct 24/17	LM				m
3057–3061		Far and Wide (coil 5000)	Jan 15/18	LM	m			
3062–3066		Far and Wide (coil 100)		LM			u	mu
3067		\$1.20 Far and Wide (coil 50)		LM				m
3068		\$1.80 Far and Wide (coil 50)		LM				m
3069		\$2.50 Far and Wide (coil 50)		LM			m	m

Repeating 'Canada' Undeprint				Pattern:	1	2	3	4
Scott#		Issue	Date	Printer	Upright	Inverted	90°	270°
3070		\$1.00	Jan 15/18	LM	mu			
3071–3075		✿ Far and Wide (bklt 10)		LM	u	mu		
3071–3075		✿ Far and Wide (bklt 30)		LM			mu	
3076		\$1.20 Far and Wide (bklt 6)		LM				m
3077		\$1.80 Far and Wide (bklt 6)		LM				m
3078		\$2.50 Far and Wide (bklt 6)		LM			m	
3088–3089		✿ Lotus (coil)	Mar 1/18	LM	m			
3137		✿ QE II	Jan 14/19	LM		m		
3139–3143		✿ Far and Wide (coil 5000)		LM		m		
3144–3148		✿ Far and Wide (coil 100)		LM			mu	u
3149		\$1.05		LM	m	m		
3150		\$1.27 Far and Wide (coil 50)		LM			m	
3151		\$1.90 Far and Wide (coil 50)		LM			mu	
3152		\$2.65 Far and Wide (coil 50)		LM			m	
3153–3157		✿ Far and Wide (bklt 10)		LM		m		
3158		\$1.27 Far and Wide (bklt 6)		LM				m
3159		\$1.90 Far and Wide (bklt 6)		LM				m
3160		\$2.65 Far and Wide (bklt 6)		LM				m
3167–3168		✿ Gardenia	Feb 14/19	LM	m			

Pre-Packaged Stamps

by: numerous people

As early as mid-1969, Canada Post began selling 'pre-packaged stamps', consisting of either a set of commemoratives, definitives or postage dues. These were the pre-cursors to the semi-annual and annual collections.

Various packaging, including different styled stiffener cards exist.

This is a work in progress. Examples of those not illustrated here, are requested.

Package types:

Type 1: no stiffener insert

Type 2: with insert

Type 3: insert with 'Philatelic Service' and address

Type 4: multi-coloured 'Canada Post' rainbow insert

Type 5: multi-coloured 'Canada Post' insert



Type 1
No insert



Type 2
With insert



Type 3
Insert with 'Philatelic Service' and address



Type 4
Multi-coloured 'Canada Post' rainbow insert



Type 5
Multi-coloured 'Canada Post' insert

DESCRIPTION	Definitives	PRICE	DATE AVAILABLE
.01 to .06 1967-68 Definitives (5 stamps – precancelled without .02)		0.19	June 1969
.01 to .06 1967-70 Definitives (5 stamps – precancelled without .02)		0.30	January 1971
.01 to .06 1967-70 Definitives (6 stamps – precancelled without .02)		0.36	May 1972 **
.01 to .06 1967-68 Definitives (6 stamps – tagged)		0.21	June 1969
.01 to .25 1967-70 Definitives (11 stamps – tagged)		0.97	April 1970
.01 to .25 1967-70 Definitives (11 stamps – tagged)		1.10	January 1971
.01 to .25 1967-71 Definitives (12 stamps – tagged)		1.17	September 1971 **
.01 to .25 1967-72 Definitives (13 stamps – Winnipeg Tagged)		1.25	May 1972 *
.01 to 1.00 1967-68 Definitives (13 stamps)		2.49	June 1969
.01 to 1.00 1967-70 Definitives (14 stamps)		2.55	April 1970
.01 to 1.00 1967-70 Definitives (14 stamps)		2.65	January 1971
.01 to 1.00 1967-71 Definitives (15 stamps)		2.72	September 1971
.01 to 1.00 1967-71 Definitives (16 stamps)		2.80	May 1972 *
.01 to .15 1967-71 Definitives (5 stamps – Ottawa Tagged)		0.50	May 1972 *
.10 to .25 Medium Value Definitives (4 stamps – Winnipeg Tagged)		0.75	July 1973
.10 to .50 Medium Value Definitives (5 stamps – General Tagged)		1.30	July 1973



1967-68
Definitives (pre-cancelled)
5 stamps / .19

* removed from sale on 1974.02.28

** sold out prior to 1974.02.28



1967-68
Definitives (tagged)
6 stamps / .21



1967-68
Definitives (tagged)
11 stamps / .97



1967-68
Definitives (tagged)
11 stamps / 1.10



1967-72
Definitives (Wpg tagged)
13 stamps / 1.25

DESCRIPTION	Postage Due	PRICE	DATE AVAILABLE
.01 to .12 1967-68 Postage Due (9 values)		0.51	June 1969
.01 to .12 1967-68 Postage Due (9 values)		0.60	January 1971 *



1967-68
Postage Due
9 stamps / .51




1967-68
Postage Due
9 stamps /


DESCRIPTION	Commemoratives	PRICE	DATE AVAILABLE
1966 Commemoratives (6 stamps except the Floral Emblems-Coats of Arms and Christmas)		0.30	June 1969
1966 Commemoratives (8 stamps except the Floral Emblems-Coats of Arms)		0.38	April 1970
1966 Commemoratives (8 stamps except the Floral Emblems-Coats of Arms)		0.50	September 1971 *
1964-66 Floral Emblems/Coats of Arms (14 stamps)		0.70	June 1969
1964-66 Floral Emblems/Coats of Arms (14 stamps)		0.80	September 1971 *
1967 Commemoratives (8 stamps except tagged and Christmas)		0.40	June 1969
1967 Commemoratives (10 stamps except tagged)		0.48	April 1970
1967 Commemoratives (10 stamps except tagged)		0.60	September 1971 **
1968 Commemoratives (9 stamps except Gray Jay and Christmas)		0.55	June 1969
1968 Commemoratives (11 stamps except Gray Jay)		0.66	April 1970
1968 Commemoratives (11 stamps except Gray Jay)		0.75	September 1971 **
1966-68 Christmas (6 stamps)		0.27	June 1969
1969 Commemoratives (15 stamps)		1.65	February 1970
1969 Commemoratives (15 stamps)		1.75	September 1971 *
1966-69 Christmas (8 stamps)		0.38	April 1970
1966-69 Christmas (8 stamps – tagged)		0.38	April 1970
1966-69 Christmas (8 stamps – tagged)		0.45	
1966-69 Christmas (8 stamps)		0.50	September 1971 *
1966-69 Christmas (8 stamps – tagged)		0.50	September 1971 *
1970 Commemoratives (15 stamps except tagged and Christmas)		1.90	December 1970 *
1970 Christmas (12 stamps)		0.90	December 1970 *
1970 Christmas (12 stamps - tagged)		0.90	December 1970 *
1971 Commemoratives (14 stamps except tagged and Christmas)		1.05	February 1972 *
1971 Christmas (4 stamps)		0.45	May 1972 *
1971 Christmas (4 stamps - tagged)		0.45	May 1972 *
1972 Commemoratives (12 stamps except tagged and Christmas)		1.35	June 1973 *
1972 Christmas (4 stamps)		0.50	July 1973 *
1972 Christmas (4 stamps – Ottawa Tagged)		0.50	July 1973 *
1972 Christmas (4 stamps – Winnipeg Tagged)		0.50	July 1973 *



1964-66
Floral Emblems
14 stamps / .70



1964-66
Floral Emblems
14 stamps / .70



1966
Commemoratives
8 stamps / .30



1967
Commemoratives
10 stamps / .48



1968
Commemoratives
11 stamps / .66



1966-69
Christmas
8 stamps / .38



1966-69
Christmas (tagged)
8 stamps / .38



1966-69
Christmas (tagged)
8 stamps / .45



1966-69
Christmas (tagged)
8 stamps / .50



1970
Christmas (tagged)
12 stamps / .90

Apollo 11 – Stamp Launch Invitation

by: Robin Harris

Another Canada Post stamp launch invitation has a Canada Post-produced Picture Postage™ stamp. The Apollo 11 se-tenant stamp issue of June 27 stamp invitation is illustrated below (shown at actual size). The stamp used on the mailing is pictured at right.

[I would like to hear from collectors who may have other examples of Canada Post-produced Picture Postage™ stamps — this would be a great addition to the Unitrade catalogue.]

