

## CORGI TIMES

JOHN D. ARN -EDITOR  
N 17708 SADDLE HILL RD.  
COLBERT, WA 99005  
TEL: 509 - 467 - 5521

### THE ELIZABETHAN II STUDY GROUP NEWSLETTER

Oct. 1992 VOL. I - NO. 2

COPIES MAILED 74

\*\*\*\*\*

The format of the newsletter, as proposed in the first issue, seems to be acceptable. No one tore it apart and those that did comment seemed to feel it was an approach worth trying. One suggestion was to add a Section for cancellations. I understand this to be cancellations as the center of the collecting effort and not cancels as pertaining to a given issue. Fine - and this will be done just as soon as we have some suitable input.

Seventy four copies of No. 2 are being mailed. This is an increase of 19 over the first issue. Over half of the increase are new members that attended the Study Group Meeting at St. Charles. We will provide some statistics on the membership in the next issue.

The convention at St. Charles was excellent. There will be a full report in TOPICS and I will not try to cover the event. For me personally it was the best show I have attended this year. What U. S. show have you attended where there were 10 Canadian dealers (including two Auction houses) present? All were top notch dealers and 8 of the 10 were from Canada. I picked up a number of super items. The hi-light of the lot is shown in Sec. III.

Just a word on the exhibits: There were 19 exhibits filling 105 sixteen page (Ameripex) frames. I enjoyed each and every one but the only Elizabethan exhibit was mine - 3 frames of Caricature Booklets. I thought it was treated very fair with a silver bronze but the message here is we need to have more modern Canada exhibits in the frames at future shows - All shows and not just BNAPS conventions.

Some may have thought twice over the newsletter name - CORGI TIMES. During the convention, member Harry Machum gave me a picture post card, shown here, which explains all.

H. M. the Queen with her  
corgi, Shadow



Negotiations with our resident corgi - Rebecca Brickle (Becky) are proceeding. We hope to establish a local post operating from our desk to the mail box and, once working, we will substitute Becky in the masthead.

During the study group meeting in St. Charles a question was raised as to whether the first issue to come under the ESG was Scott No. 325 (QE II - Karsh portrait) or whether an earlier number was more appropriate. King George VI died on 6 February 1952. H. M. Queen Elizabeth became Queen on that date. The Coronation of Queen Elizabeth II was on 2 June 1953. Accordingly, it would seem stamps issued after 6 February 1952 would be properly classified as part of the Elizabethan II period. On this basis the first issue would be the 20¢ forestry products issue - Scott No. 316 issued on 1 April 1952.

St. Charles afforded an opportunity to spend some time with John Aitken, a charter member, and Editor of the Centennial Definitives Study Group. The Group held their first and by all accounts very successful study group mail auction this past year. John suggested that the Elizabethan II SG join in a joint mail auction during 1993. I indicated we would be pleased to participate, especially since John felt that John Traquair would be willing to coordinate the entire event. Full information will be included in an early issue including the latest thinking on proper procedure to avoid any GST border crossing incidents.

Earlier this month we attended the Pacific Northwest Regional Group meeting in Kelowna. Fellow ESG member Phillip Kohl and I had an opportunity to cover several subjects and avenues open to the study group. Together with other inputs some of these will surface in this and subsequent issues. Phillip has agreed to compile an index to the newsletter. When the time is right he will have the work already done.

Finally, three of our members have indicated or suggested a suitable project for the SG would be to undertake a specialized catalog covering the Elizabethan period. A first reaction is that this would be great. I for one would like to see an all inclusive specialized catalog listing, at a minimum, all constant varieties. Certainly, present catalogs fall very short in this area. But, stop for a moment and think about what all is involved in producing a catalog. Just for starters - the ground rules of what will be catalog listed and what will not. What type of identification or numbering system will be employed. We have at least three significant ones today - maybe more depending on who is counting. One more might well be one too many. There are a host of other considerations which need a lot of thought before venturing forth. Maybe we should take a page from some of the other study groups and go to time periods as opposed to undertaking the entire period. My initial reaction is that any effort along this line at this time would be premature. First and foremost we need to know what all exists. If we had this data on all issues then we

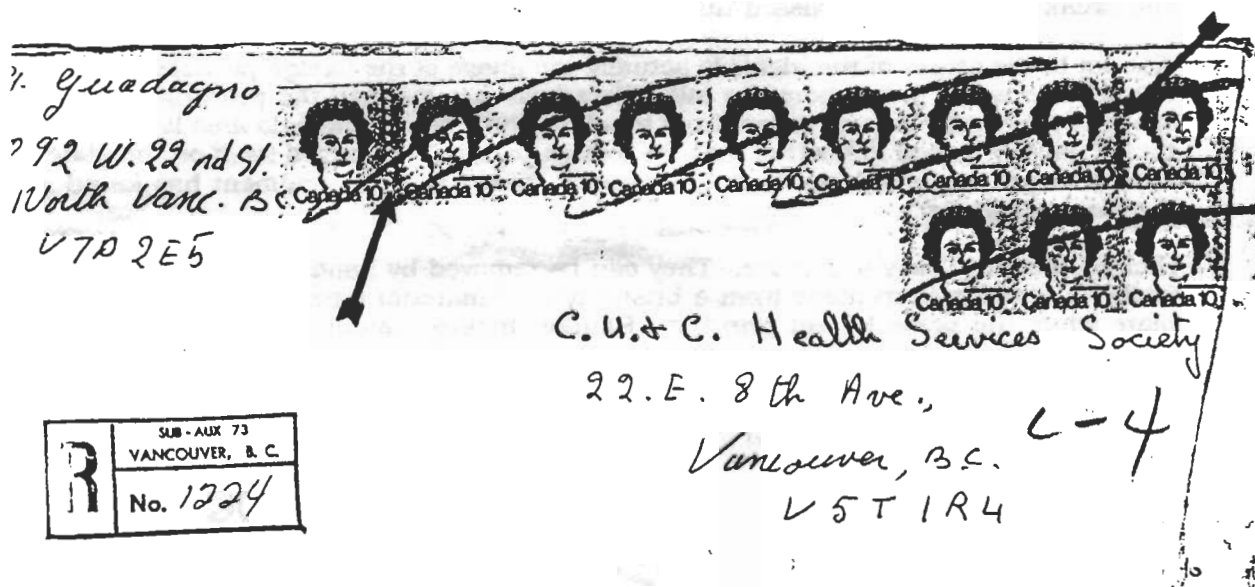


would be in a position to consider undertaking such an effort. The presentation in Section V illustrates the scope of a catalog undertaking. The article identifies information a specialized catalog should contain. This is just one example of the scope of research required to undertake such a project. These are just your Editor's first reactions. Input from members on this subject is essential and would be very much appreciated.

## **SEC. I - STAMP PAPER & STAMP PRODUCTION**

**Your questions or comments answered by: Rick Penko, 321 Centennial Street, Winnipeg, Manitoba, Canada R3N 1P6.**

**Question:** "I have been curious as to why some stamps especially the Caricatures sometimes have color toning on the paper. The enclosed cover has paper toning between the left hand two stamps, and on the second stamp from the right." J. C. Johnson, Calgary, Alberta



**Ans:** Color toning or tinting of the stamp paper is the result of ink not being properly removed from the non-image areas of the printing plate. In lithography, tinting will usually occur if there is a lack of water on the plate to keep the blank areas clean of ink. In the intaglio method, a worn doctor blade, or fine pitting of the non image area of the plate will cause tinting of the paper. The example the writer submitted shows 12 examples of Scott No. 605 (3 strips of 3, 1 pair, and 1 single) on cover with varying degrees of tinting. With these examples, it would appear that uneven plate wear could be responsible for the color toning of the background. It is interesting to note that the initial printing of #605 was full of tinting and streaks that the entire run was recalled and re-examined to remove the most badly printed rolls and re-released.

## Paper Trails

By Rick Penko

### The "Hickie" Phenomena

One of the most questioned and misunderstood flaws that occur in lithographic (litho) printing are what some call donuts, blisters, or splotches. These flaws in the printing trade are called *hickies*. These blemishes occur when a foreign piece of material lodges itself on the printing plate or blanket cylinder of a printing unit thus preventing the proper ink transfer to the paper. These foreign particles could result from loose paper fibers, dry pieces of ink, dirt dropping from the equipment, or any extraneous airborne objects. I mention the last one purely as to being a witness to a common housefly becoming caught between the plate and blanket cylinders, and becoming one of the most unique looking hickies I have ever seen.

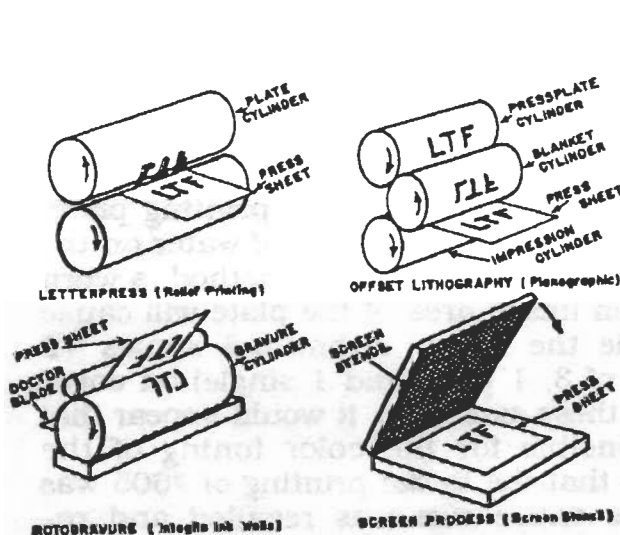
The most common hickie is caused by ink skin (dried ink) from the press ink roller train. These fragments transfer themselves from the ink rollers to the plate producing the hickie. Tacky ink can also be a culprit. The ink "stickiness" can actually pull pieces off the surface of the paper. When this happens, the paper fragments will adhere themselves to the blanket cylinder or transfer to the plate cylinder preventing proper image transfer to the paper.

Despite all the precautions taken by paper mills, paper sometimes can have loose particles or paper dust on the sheet. The surface of the sheet unfortunately can be of an inferior quality and break up while being passed through the press.

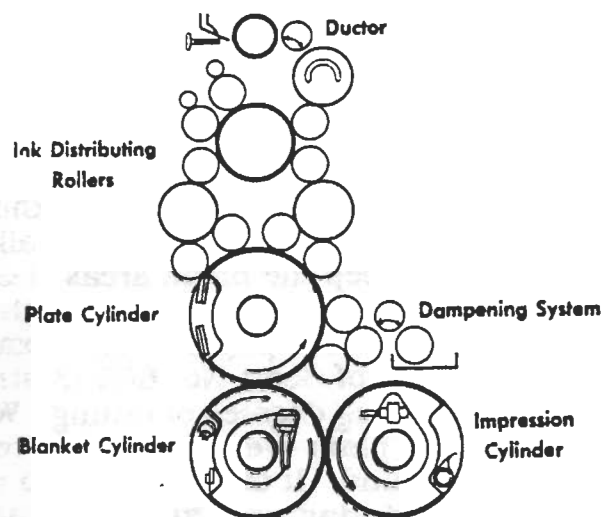
The dot in the center of the hickie is actually the image of the foreign particle. The halo around the particle is the area where the ink rollers have not touched the printing plate because the speck is preventing the ink rollers from touching the plate. If the halo area is quite pronounced, this is usually a good indication that the foreign particle has lodged itself on the plate. If center area is larger than the halo, then this usually means that the fragment has found a home on the blanket cylinder.

Hickies are fairly easy to remove. They can be removed by hand or by having an inking roller (called a hickie picker) made from a bristle type of material remove any foreign objects on the plate while the press is still printing. Blanket hickies usually require them to be removed manually.

To give you an idea of the different printing methods and how the press cylinders are situated, these simplified diagrams should help.



The four principal printing processes.



Schematic of a Typical Printing Unit.

### SEC. III - 1972 - 77 DEFINITIVES

Scott #593 -eight cent blue Queen Elizabeth

Prominent Tag Bar Shift - The bar tagging has shifted to the right resulting in a double wide tag bar on the left side of the stamp and no tag bar on the right side of the stamp. A mint pair is shown along with a used stamp tied to cover. Has this error been found on other varieties? If so, are any on cover?

Reported by: Bill Pekonen



PROMINENT SHIFT - WIDE BAR ON LEFT  
SIDE OF STAMP - NO BAR ON RIGHTSIDE  
← MINT PAIR

USED ON  
COVER  
↓

3951 West 22 ave.  
Vancouver, B.C.  
V6S 1J9



POSTAL CODE  
CODE POSTAL  
Canada 8

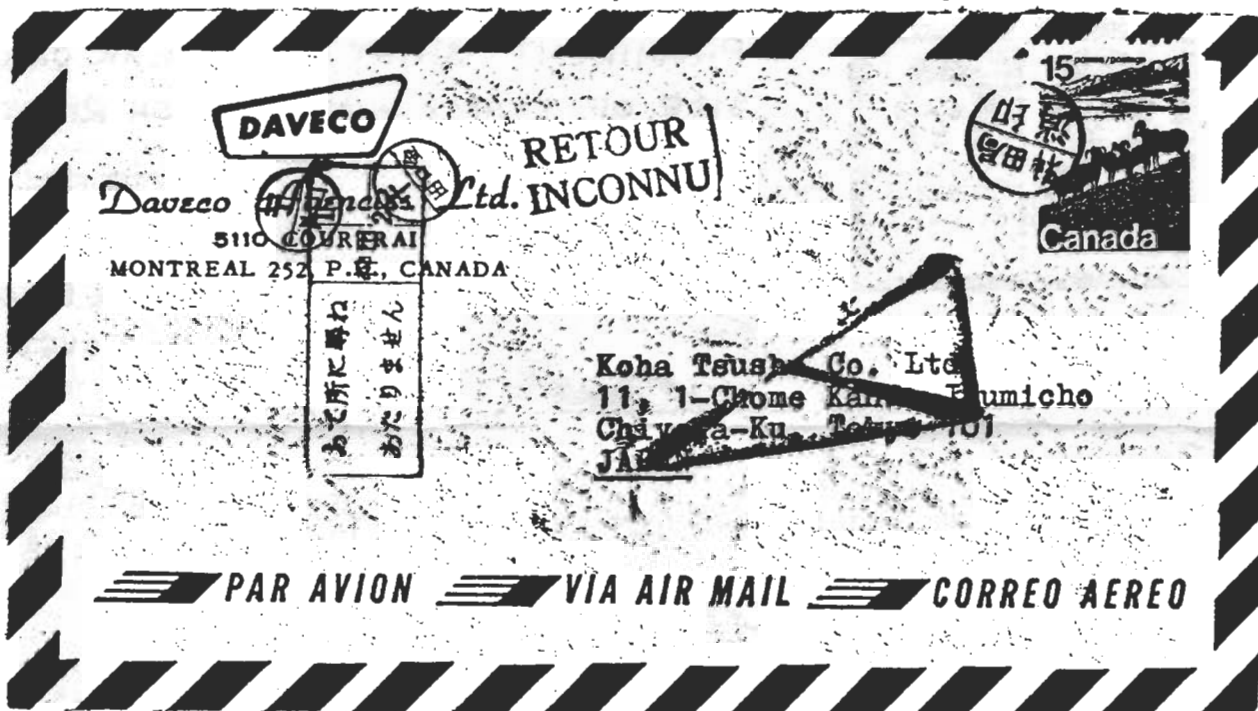
Micro-Metals Compounds Ltd.  
P.O. Box 1175 Station A  
Surrey B.C.  
V3S 4P6

### SEC. III CONT

Scott #595 - 15¢ Mountain Sheep

On cover from Montreal to Tokyo paying the one ounce air mail rate. Not canceled by Canada but canceled in Japan (in red). Not deliverable with addressee blocked out by a purple triangular hand stamp. Return to sender (RETOUR INCONNU) in purple together with three additional hand stamps in Japanese - one in red and the two small in black. Back stamped - KANDA, Tokyo, Japan 17 July 73. Is it any wonder this is my favorite St. Charles acquisition?

Reported by : The Editor (I know I should have held this until the Japanese was translated but I just couldn't wait.)



Auction Report: This months Maresch auction included a sheet of #593 ( the 8¢ Queen) with a unique paper fold. Catalog estimate was \$250 and sold to the floor for \$925 plus buyers commission.

\*\*\*\*\*

### TOOLS OF THE HOBBY - EDITORS 5 STAR RECOMMENDATION

#### **PEAK LIGHT LUPE 10X**

A recent article stated that most philatelists use either a 10X or 20X magnifier. Only one of the seven in my drawer is a 10X. This is a "D" cell flashlight style lighted 10X - a super item! Source: Unitrade - Toronto, the best source, in my opinion, for supplies and accessories in North America.



#### **SEC. IV - 1977 - 83 DEFINITIVES**

My files are pretty skimpy on reference material for the 1977-83 Definitive Issues. These are the Flowers, Trees, Street Scenes & National Parks issues that followed the Caricatures and Landscapes. Material that I am aware of is listed below. Members are asked to add to this list and, if at all possible, to enclose a copy of the article or information on the source. Five of the six articles listed, as indicated, are in the files. Copies of all five articles are available. Please include two dollars to cover copying and mailing. One dollar if less than four are needed.

<b><u>Author</u></b>	<b><u>Subject and Source</u></b>
Black, James M. •	"Thinking of Specializing? Try a Goldmine - The Cover to Cover Story on Booklet Collecting"  Canadian Stamp News - Vol. 4 - No. 20 1980 Page 28
Chung, Andrew •	"1977 Wildflower and Tree Definitives are Dull"  Canadian Stamp News - Vol. 2 - No. 22 1978 Page 41
Chung, Andrew	"The 1977-78 Definitives of Canada - a Listing of Paper Varieties" 2nd Printing (I have no reference as to 1st printing)  Hamilton 1978 - 27 pages plus 2 page addendum
Coe, Kenneth R. •	The Houses of Parliament 12¢ and 14¢ Coil Definitives  Stamp Collector - Vol. 52 No. 27 1979 Pages 58-9
Roling, Paul V. •	Tagging Varieties of the Current Coil Stamps  Canadian Philatelist Vol. 30 No. 5 1979 Pages 298-9
Unknown •	New 50¢ Booklet  Canadian Philatelist Vol. 29 No.3 1979 Page 167
•	Are available

\*\*\*\*\*

**WHEN REPLYING TO ADVERTISEMENTS, PLEASE  
SAY THAT YOU SAW THE AD IN CORGI TIMES**

## **SEC. V - COMMEMORATIVES**

Scott #857 and 858, a se-tenant pair, were issued on June 6, 1980 to mark the centenary of the first playing of "O Canada" and the official proclamation of "O Canada" as the national anthem. A miniature pane of 16 and one variety - a dot on moustache are also listed. Darnell adds that the dot on the moustache is a non-constant variety. That's it! Not so - read on for a fascinating story of the fun and challenge and eventual satisfaction provided by an intense study and pursuit of this issue.

### **"O CANADA" Miniature Pane**

by: Harry Voss

"A day or two after the day of issue I purchased panes from a Sub-Post Office and noticed what looked like a smudge in the upper right hand corner selvage of the LR inscription panes. Using a glass I could make out letters of the inscription, and upon checking the other supposedly blank corners I found they also had partial letters of the inscription. Going to different Post Offices, some of the panes had these smudges or partial letters and others did not. It took a while plus a fairly large accumulation of panes to realize that the only panes with partial letters also had the dot in the moustache. Then the fun began in trying to find the sixteen positions as no dealers knew what I was asking for. It has taken ten years plus one day from the day of issue to find the sixteenth position."

Below is a summary of the research and the findings:

Printed by Ashton-Potter.

Six colour lithography: red, yellow, blue, green gray and black.

Perforated 12.4 x 12.4 1 row T comb.

Issued June 6, 1980.

Panes of sixteen stamps with inscription in one of the four corners.

One inscription, in the top or bottom margin appears on all panes.

A second inscription in the left or right margin appears on Philatelic stock only.

There are two levels of paper fluorescence on both Philatelic and field stock - dull and very light fluorescence.

The "O Canada" plate consists of sixteen panes arranged in eight rows and two columns - four panes with inscriptions in the UL, four LL, four UR, four LR

UL	UL
UL	UL
LL	LL
LL	LL
UR	UR
UR	UR
LR	LR
LR	LR



The proofs that were sent to the Post Office had inscription on all four corners. Noticing this the Post Office had Ashton-Potter burnish off three of the corners. This was done as the Post Office would only sell one pane instead of four panes to plate block collectors?!?

The burnishing was poorly done as BITS and PIECES of letters still remain in most of the corners.

A new black plate was soon made. Also the red and green plates.

The original printing - the burnished panes all have the following constant plate varieties (flaws):

On all eight composer stamps:

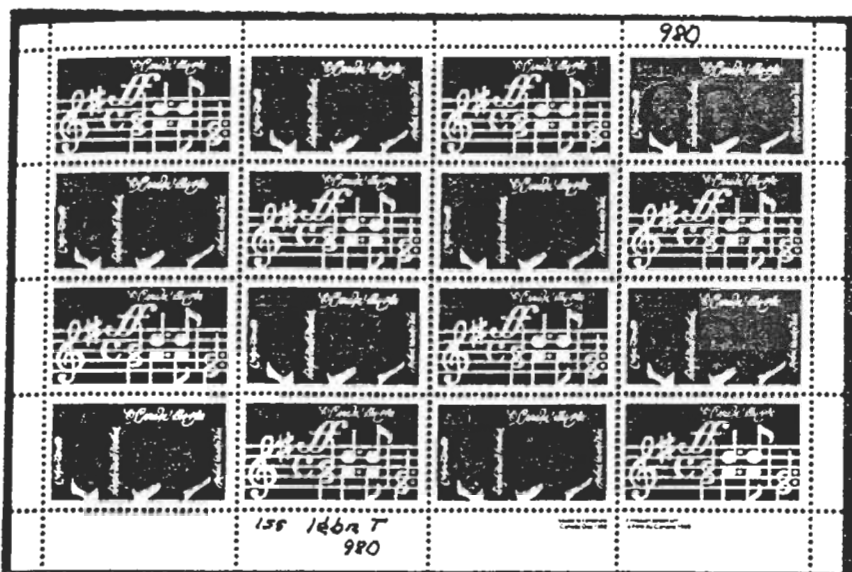
1. White dot in the mustache of the left most composer.
2. A small white dot on the right edge of the ear lobe near the bottom of the right most composer.

Stamp 4/3 of all of these panes have a small green dot in the top horizontal bar of the '7' of '17'.

None of these constant varieties are present on panes without the partial inscriptions. Therefore, later printings were made from new black, red and green plates.

Due to the scarcity of the left panes it appears they were broken up and used on official first day covers by the Post Office as all covers seen have the dot in the moustache. This is probably the only miniature pane for which the Post Office did not issue an official first day cover with the whole pane.

Shown here, in reduced size, is a copy of Pane TYPE 3 LR. The position of the burnished remainders, visible only with the aid of a glass, are shown.



Page 22, if folded exactly in the center, provides a sleeve to be used as an aid to study the following four pages (23 thru 26) which provide an accurate lay out of the black inscription present on each of the 16 burnished panes.

Issued to celebrate Emission célébrant  
Canada Day 1980 la Fete du Canada 1980

Issued to celebrate Emission célébrant  
Canada Day 1980 la Fete du Canada 1980

Place the right side of the TYPE  
page in this sleeve, this will help  
to recognize which word the letters  
belong to.

Place the left side of the TYPE  
page in this sleeve, this will help to  
recognize which word the letters  
belong to.

TYPE 1  
UL

Issued to celebrate Emission célébrant  
Canada Day 1980 la Fete du Canada 1980

célébrant  
980

d t mi  
t brate E  
8 1

TYPE 2  
UL

Issued to celebrate Emission célébrant  
Canada Day 1980 la Fete du Canada 1980

leb ate 1 brant  
Canada Day 19 19

I d

ed to celebrate ss nt  
Cana 9 Fete du ada 1980

TYPE 3  
UL

Issued to celebrate Emission célébrant  
Canada Day 1980 la Fete du Canada 1980

I Emission  
te

eleb Em céléb nt  
Da 1 980

ebra éléb a

TYPE 4  
UL

Issued to celebrate Emission célébrant  
Canada Day 1980 la Fete du Canada 1980

ada y

su

ant

0

TYPE 1

1eb

Issued to celebrate Emission célébrant  
Canada Day 1980 la Fete du Canada 1980

I

ada ay. 19

on

0

TYPE 2 UR

CLEAN

Issued to celebrate Emission célébrant  
Canada Day 1980 la Fete du Canada 1980

miss

CLEAN

TYPE 3 UR

IS

Issued to celebrate Emission célébrant  
Canada Day 1980 la Fete du Canada 1980

IS

C

I

TYPE 4 UR

E i

Issued to celebrate Emission célébrant  
Canada Day 1980 la Fete du Canada 1980

I d t elebra

a

Emiss  
a

u Card

0

ion élé



TYPE 1 IL

I el at E

da D Y l on célébr 980

Issued to celebrate Emission célébrant  
Canada Day 1980 la Fete du Canada 1980

I Ca D g elebr e ion 0

TYPE 2 IL

ana E is i ada

l e

Issued to celebrate Emission célébrant  
Canada Day 1980 la Fete du Canada 1980

élèb

TYPE 3 IL

C 80 nt 80

cel D

Issued to celebrate Emission célébrant  
Canada Day 1980 la Fete du Canada 1980

I I E s

TYPE 4 IL

CLE N

Y

élèb

Issued to celebrate Emission célébrant  
Canada Day 1980 la Fete du Canada 1980

C ele e

TYPE 1

to cele  
R → 0

I ed to celebra  
ada Day 19  
ission lèbrant  
80

TYPE 2 LR

Is  
Canad  
da

a ay 9  
n cé  
du C

TYPE 3 LR

CLEAN

iss lèbr t  
980

TYPE 4 LR

o ce  
on célèb  
du Can

CLEAN

Issued to celebrate  
Élèbrant  
Can 0

Issued to celebrate  
Canada Day 1980  
Emission célébrant  
la Fete du Canada 1980

Issued  
Can  
celeb  
ant

Issued to celebrate  
Canada Day 1980  
Emission célébrant  
la Fete du Canada 1980

980

Issued to celebrate  
Canada Day 1980  
Emission célébrant  
la Fete du Canada 1980

I  
eb  
élèb

Issued to celebrate  
Canada Day 1980  
Emission célébrant  
la Fete du Canada 1980

## SEC. VIII - ALL OTHER - POSTAGE DUE

Scott # J16B - three cent postage due issued in 1965

This stamp is missing part of the "secret date". The "6" and "5" are missing from the value tablet on the right hand side. The "1" and "9" are shown as normal in the value tablet on the left hand side. The result is a "half secret date". Are there other similar missing dates in the postage dues or other issues other than those that were intentionally omitted?

(Note: the "red" postage dues do not have "secret dates".)

Reported by: Bill Pekonen



### "RED" POSTAGE DUES

The fourth series of the "red" dues were released in 1977-8. They measure 20mm x 15.75mm - the same as the third series. Mint sheets may be separated easily by the location of the Imprint. Single and used copies may be identified by the perforations. The fourth series is Perf. 12 1/2 x 12 whereas all earlier series were Perf. 12 x 12. Shown is a late use Postage Due Receipt canceled at Carleton Place, Ontario on 12 III 1982. All three stamps are from the fourth series.



## ELIZABETHAN II MARKET PLACE

Classified listings in the Market Place are \$1.00 for 25 words. Additional words are 5¢ each. Camera ready display Ads pertaining primarily to the Elizabethan era will be accepted at the following rates: 1/8th page \$5.00; 1/4th page \$8.00; 1/2 page \$15.00 and a full page at \$30.00. 25% discount for four consecutive insertions of the same Ad. Full payment must accompany Ad. Payment in Canadian funds or if U. S. funds at 85% to Elizabethan II Study Group. Mail to Editor: John D. Arn, N. 17708 Saddle Hill Rd., Colbert, WA 99005.

=====

### CANADA & PROVINCES

- Year Sets & New Issue Service
- Free Price List/ Catalog: 2,500+ listings
- Accent on Modern Commemorative Varieties
- Want List & Approval Service for Society Members
- Extensive quality stocks, Friendly service, All purchases guaranteed
- Active buyer, particularly for Varieties, also all VFNH and better Used

**JEAN THIBAUT**

TEL. (514) 641-0031

P.O. BOX 175, BOUCHERVILLE, QC, CANADA J4B 5E6

\*\*\*\*\*  
**CANADIAN** varieties approval service has openings for new customers.  
Request a selection for your inspection. P. E. Stamps, Box 93, Stn. E,  
Toronto, Ontario, Canada M6H 4E1 12 - 92  
\*\*\*\*\*

**WANTED:** Caricature and Landscape commercial covers used in period.  
All usage including low values paying domestic rate and all foreign  
destinations especially S. America, Asia and the Far East. Premium for  
unusual items. John D. Arn, N. 17708 Saddle Hill Rd., Colbert, WA  
99005 3- 92



Elizabethan II Market Place (Con't)

WANTED: "RED" Postage Dues on cover. All series. Advise holding and requirements. If reasonable enclose photocopy. All expenses reimbursed. John D. Arn, N. 17708 Saddle Hill Rd., Colbert, WA 99005  
3 - 92

WANTED: JOHN McCRAE, Scott No. 487 commercial covers used prior to 1971. No FDC's or special cachets. John D. Arn, N. 17708 Saddle Hill Rd., Colbert, WA 99005  
3- 92

\*\*\*\*\*  
\*\*\*\*\*

**GOOD NEWS - A PUBLICATION SCHEDULE CHANGE**

A fifth news letter will be added to the schedule this year. Publication date will be December 29. I hope the Xmas mail will have cleared out and delivery will be on a timely basis. With this change, the January 26 (1993) issue will move to February 23. April 26 remains unchanged and this will leave the possibility of adding a 6th newsletter in June to wrap up our first year.

**NOVEMBER & DECEMBER CHECK LIST**

(AVOID THE DEC. RUSH - COMPLETE YOUR CHECK LIST AS SOON AS POSSIBLE)

- ☐ Send your paper and/or production questions to Rick Penko.
- ☐ Send your CORGI TIMES input to the Editor.
- ☐ Share your thoughts on any subject with the Editor - on subjects raised in the newsletter or on any other topic.
- ☐ Examine the Treasurers report on the next page.
- ☐ Be sure to file Issue No. 2 with Issue No. 1.
- ☐ Enjoy the holiday season - maybe even add an item or two to your specialty.
- ☐ Watch for Issue No. 3 to be mailed on Dec. 29, 1992.

**ELIZABETHAN II STUDY GROUP**

**TREASURER'S REPORT**

**AS OF OCTOBER 24, 1992**

By: W. (Bill) H. Schoen

**GROSS FUNDS RECEIVED:**

DONATIONS (START - UP COSTS)	\$ 92.00	
ADVERTISING	38.05	
MEMBERSHIPS	<u>528.00</u>	
TOTAL GROSS FUNDS RECEIVED	658.05	
LESS: EXCHANGE LOSSES	<u>70.79</u>	
NET FUNDS RECEIVED (U. S. \$)		\$ 587.26

**LESS EXPENSES & RESERVES**

START - UP COSTS	83.31	
NEWSLETTER EXPENSES	103.78	
BNAPS CONVENTION (ESG MEETING)	<u>18.15</u>	
TOTAL EXPENSES		205.24
RESEARCH RESERVE		<u>55.00</u>
FUNDS AVAILABLE		<u>\$ 327.02</u>

Newsletter expenses include all costs of production; copying; postage and a small inventory of copies in order to supply new members with the first issue.

Funds on hand appear adequate to cover this years' four remaining scheduled issues of the Newsletter. Continued membership growth should easily support an anticipated sixth issue.

If there are any questions on the above report please feel free to write:  
W. H. Schoen. E. 7207 Fairview, Spokane, WA 99212