

# MODERN FLOWER COIL DEFINITIVES

By: Dr. Jim Watt

# Preamble



- Coil Pair



- Coil Strip of four



- Gutter strip of four

# 80c. Maple Leaf

- Ski slope die cut (6 known)



# Pink Coral Root

- Compound die cut between stamps 4 and 5, above imprint
- 9 Mountain peaks





# Coral Root

- Half & half peaks



# Comparative Strips

- Compound die cut between stamps 4 & 5
- 9 peaks and half & half cut



# Series 1



## Background

Initial release date: Dec 20/04

The stamps were released nearly a month before their intended postage rates came into effect.

## Designs:

- ▣ 50c Red Calla Lily
- ▣ 85c Yellow Calla Lily
- ▣ \$1.45 Purple Dutch Iris

# Postage Rates

Postage rates (Jan 17/05-Jan 15/06):

- 50c - domestic lettermail (0-30g)
- 85c -USA (0-30g) and domestic (30-50g)
- \$1.45 - International (0-30g)

Printer: Lowe-Martin (Ottawa, ON)

Printing method: Lithography (5 colours)

Paper: self-adhesive, Fasson

Designers: Monique Dufour, Sophie Lafortune



- initial release: varies from 8 to 9 horiz.
- from Feb/05: varies from 6 1/2 to 7 1/4 horiz.

	Booklet Pane of 6	Vert Coil Roll of 100		Vert Coil Roll of 50	
	Self-adhesive				
	Lowe-Martin				
	Die cut	8.5 horiz	7 horiz	8.5 horiz	7 horiz
Domestic First-class rate:					
50c Red Calla Lily		Dec 20/04	Feb/05		
USA/International rate:					
85c Yellow Calla Lily	Dec 20/04			Dec 20/04	Feb/05
\$1.45 Purple Dutch Iris	Dec 20/04			Dec 20/04	Feb/05

## Coil Serpentine Die Cutting

If you take any of the original printings of these coil stamps, you will get various die cuts, ranging from **7.9** to **8.9**! (and almost every number in between).

They were reprinted with a serpentine die cut **7** horizontal - these started showing up in late February 2005.

If you are counting "peaks", the original had 9 or 10 peaks, the new perf has 8 peaks. Be warned though - counting peaks is ***not*** the same as "perfing" the stamp.









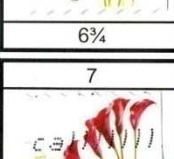
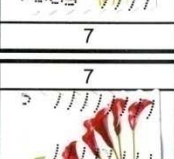
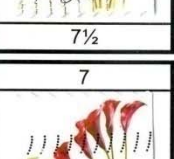
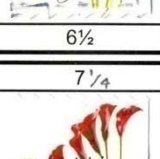

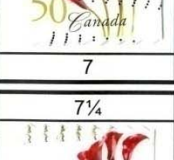






Top: original perf 8.6  
Bottom: reprint perf 7








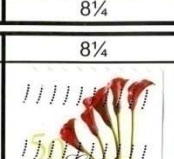

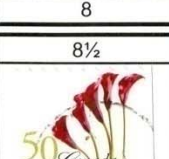
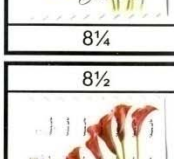

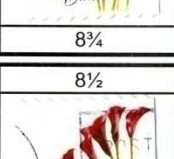
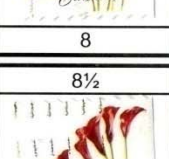








# DIE CUT VARIATIONS

Perforation Varieties of the 50 cent Red Calla Lily, Scott #2072

Second Printing

 6 1/2	 6 1/2	 6 1/2	 6 1/2
6 1/2	6 3/4	7	7 1/4
 6 3/4	 6 3/4	 6 3/4	 7
6 3/4	7	7 1/2	6 1/2
 7	 7	 7	 7 1/4
6 3/4	7	7 1/4	7 1/2
 7 1/4	 7 1/4	 7 1/2	 7 1/2
6 1/2	7	6 3/4	7 1/2
 7 1/2	 7 3/4	 ski slope top	 ski slope bottom
7 1/2	6 3/4 8 1/2		

First Printing

 8	 8	 8	 8 1/4
8	8 1/4	8 1/2	8
 8 1/4	 8 1/4	 8 1/4	 8 1/2
8 1/4	8 1/2	8 3/4	8
 8 1/2	 8 1/2	 8 1/2	 8 1/2
8 1/4	8 1/2	8 3/4	9
 8 3/4	 8 3/4	 8 3/4	 8 3/4
8	8 1/4	8 1/2	8 3/4
 8 3/4	 9	 9	 9
9	8 1/2	8 3/4	9



# COIL PLATING





single stamps as supplied in the Quarterly Pack and Annual Collection: die cut to shape (6 3/4 horiz.)



# Coil Gutter Inscriptions

TWO types of inscriptions exist on the *original printings* of the three Flower coil definitives (ie. the 'perf 8 1/2' version). The difference is in the location of the paper designation and colour dots compared to the inscription text. A picture is worth a thousand words...



It turns out that BOTH types of inscriptions were probably around since the stamps were first issued on Dec 20, 2004. Notice that the "F above O" seems to have a bolder text font than the "F above R" inscription.

## Coil Inscription Error

The \$1.45 Flower coil has been found where the inscription, found in the gutter every 10 stamps, has a "0" (zero) character added to the front of the printer's name.



### \$1.45 Purple Dutch Iris Coil

	Perf 8.5	Perf 7
"F over R"	x	
"F over O"	x (*)	x (*)
"F over O", 0Lowe	x	x

\* Remember the "plating" of these stamps (noted above)? Recall that there are 10 rolls of stamps across the printing sleeve. Nine of these ten rolls had the "0LOWE" inscription while only one, the left roll, had the correct "LOWE" inscription. As such, the items noted with the \* are quite scarce.



# Coil Die Cut "Ski Slope" Variety

A constant die cutting variety can be found on all three coil stamps:  
original printing (serpentine die cut 8 1/2)  
found on 1 out of 10 rolls (the leftmost roll on the plate)  
between the 3rd and 4th stamps above every gutter on the roll  
found on both "F over R" and "F over O" inscriptions  
best collected in gutter strips of 6 or 2 used singles (with variety at top or bottom)

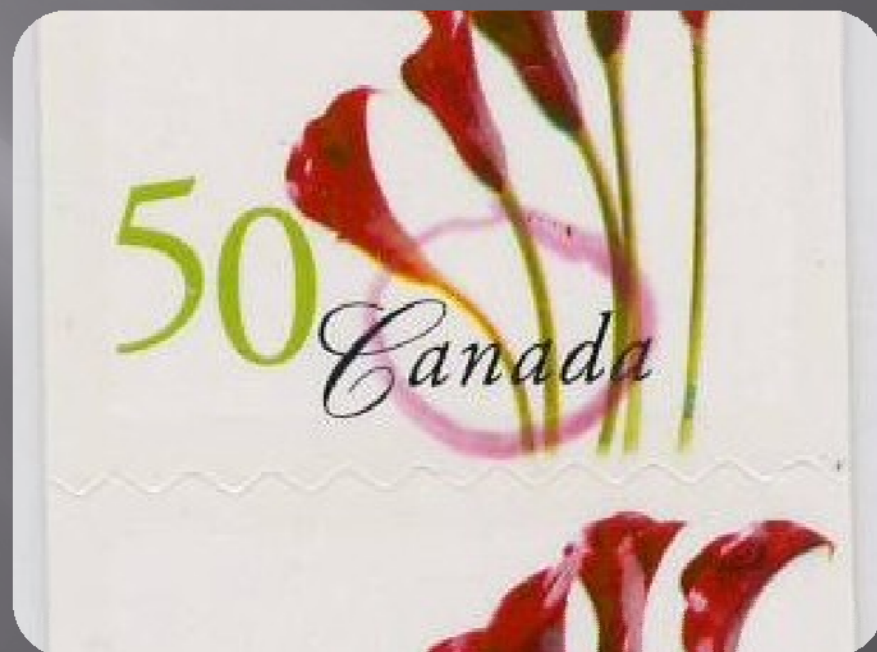




# Pink Shade



# Orange Stem Flaw



# CALLA LILY

- Miss cut coil

SAINT GABRIEL'S CHURCH  
2261 PARKWAY DRIVE  
BURLINGTON, ONTARIO L7P 1S9


051202 05:09 L8E 2R0 095 11111111

www.canadapost.ca 150

www.postescanada.ca 1111111111

5057  
MR & MRS JOACHIM VANDER WERT  
2117 AMESBURY CRESCENT  
BURLINGTON ON L7P 1Z7

triple die cut  
offset printing





# Blue Comet Flaw





# Series 2



## Background

Initial release date: **Dec 19/05**

The stamps were released nearly a month before their intended postage rates came into effect.

## Designs:

- 51c Red Bergamot Blossom
- 89c Yellow Lady's Slipper
- \$1.05 Pink Fairy Slipper
- \$1.49 Himalayan Blue Poppy

# Postage Rates

Postage rates (Jan 16/06-Jan 15/07):

- 51c - domestic lettermail (0-30g)
- 89c -USA (0-30g) and domestic (30-50g)
- \$1.05 -domestic non-standard (0-60g), domestic oversize (0-100g) and USA (30-50g)
- \$1.49 - International (0-30g)

Printer: Lowe-Martin (Ottawa, ON)

Printing method: Lithography (5 colours)

Paper: self-adhesive, TRC and Fasson

Designers: Monique Dufour, Sophie Lafortune

- initial release: varies from 8 to 9 horiz.
- from Nov/06: varies from 6 1/2 to 7 1/4 horiz

	Die cut 7½				Die cut 7 (singles only)	Die cut 8 – 9	
	C paper		F paper			C paper	F paper
	cut	wavy die cut	cut	wavy die cut			
Domestic First-class rate:							
51c Bergamot Blossoms		Dec 19/05 [H] May 06 [C]		Apr 06 [C]	Apr 06	Jul 06 [C]	
USA rate:							
89c Yellow Lady's Slipper		Jun 06 [H] Jun 06 [C]	Dec 19/05 [H]	Feb 06 [C]	Apr 06		Sep 06 [C]
Domestic Non-standard and Oversize rate (0-100g):							
\$1.05 Pink Fairy Slipper	Dec 19/05 [H]	Feb 06 [C] Mar 06 [H]			Apr 06	Dec 06 [C]	
International rate:							
\$1.49 Himalayan Blue Poppies	Dec 19/05 [H]	Jul 06[C]			Apr 06		

# Coil Start/End Cutting

The original release of these four coil stamps had all rolls "scissor" cut at the start and end. The rolls were wrapped around an inner cardboard tube and then the clear self-adhesive UPC barcode wrapper applied. The rolls were *not* affixed to the inner tube.

Follow-up printings, starting in February 2006, had the rolls affixed to the inner tube and a new style of cutting between rolls - a wavy die cut.

Start of rolls



Wavy die-cut (two styles)

Cut

Illustrated below is the end of the roll. This one was affixed to the inner cardboard tube, and when removed, left some paper fibers:





# COIL SERPENTINE DIE CUTTING

Three different major die cutting “perforations” have appeared on some of these four stamps (all are approximate or average measurements):

- serpentine die cut  $7\frac{1}{2}$  horizontally (initial printings) — 9 ‘peaks’ per stamp
- 7 horizontally (only available as single stamps from Quarterly packs) — 8 ‘peaks’ per stamp
- $8\frac{1}{2}$  – 9 horizontally (51c, 89c, and \$1.05 values) —  $9\frac{1}{2}$  to 10 ‘peaks’ per stamp (boxes must be dated after July 1st; only seen in Eastern Canada)




Top: original perf 8 (9 peaks)

Bottom: reprint perf 9 (10 peaks)

Right: single from Quarterly Pack, perf 7 (8 peaks)





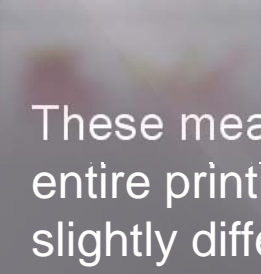
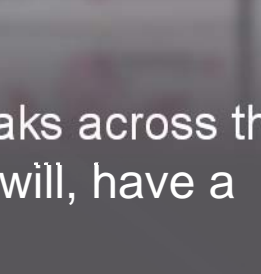
# Coil Plating



# Compound Perf

The 51c, 89c, and \$1.05 stamps that uses the die cutting mat of "8½ – 9 horizontally — 9½ to 10 peaks per stamp" include an interesting die cutting configuration.

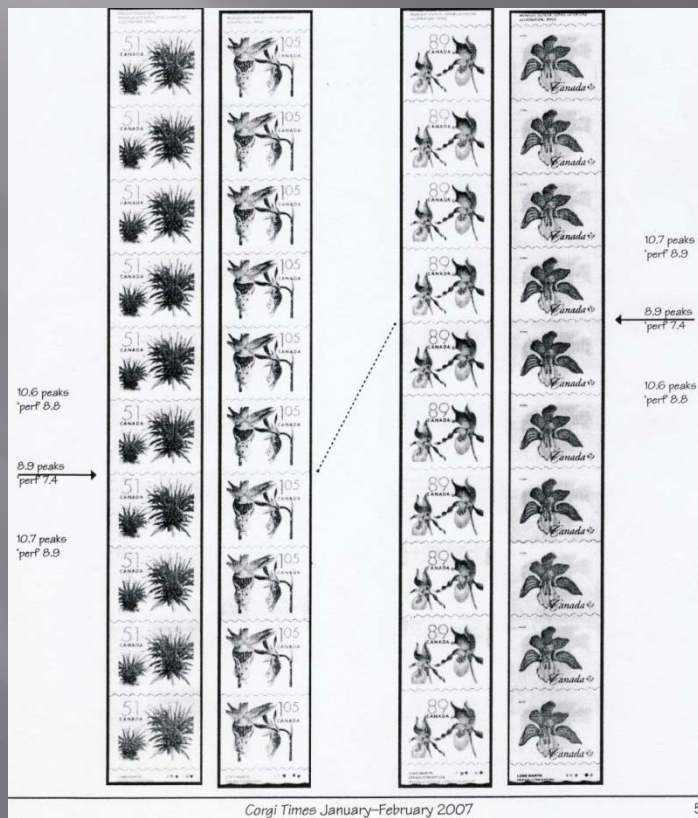
On the 51c and \$1.05 stamps, the die cutting between the 4th and 5th row of stamps above the gutter is a full **1½ perf different** from the adjacent rows. On the 89c stamp, this falls between the 6th and 7th row of stamps above the gutter (the die cutting mat was inverted for this stamp!).

	<p>Perf 8.8 10.6 peaks</p> <p>(averages)</p>		<p>Perf 8.9 10.7 peaks</p> <p>(averages)</p>		<p>Perf 8.8 10.6 peaks</p> <p>(averages)</p>		<p>Perf 8.9 10.7 peaks</p> <p>(averages)</p>
	<p>Perf 7.4 8.9 peaks</p>		<p>Perf 7.4 8.9 peaks</p>		<p>Perf 7.4 8.9 peaks</p>		<p>Perf 7.4 8.9 peaks</p>
	<p>Perf 8.9 10.7 peaks</p>		<p>Perf 8.8 10.6 peaks</p>		<p>Perf 8.9 10.7 peaks</p>		<p>Perf 8.8 10.6 peaks</p>

These measurements are *averages*, based on counting all of the peaks across the entire printing width of 10 rolls. An individual stamp could, and likely will, have a slightly different measurement.



# Compound Die Cut





# Compound die cut strips of nine (ski bump)



# Magnified ski bumps



# Dot over inscription





# Low moon flaw and shilling Mark





# Vertical And Horizontal Green Line



# Coil Gutter Inscriptions

Several months after the these coils had been around (about mid 2006), the vertical position of the inscription was moved within the gutter. The initial printings had this inscription positioned "high" in the gutter; the newer printings had the inscription "centered" in the gutter.

Actually, more accurately, the inscription is centered between the *design* of the stamp above and below the gutter. If the die cutting shifts in relation to the inscription, the appearance might be "high" or "centered" - always compare the inscription to the stamp designs, not the die cutting.

A picture is worth a thousand words...



# Error of Colour

The 51c coil has been reported with a very striking error of colour. A close examination of the original stamps clearly shows that this is more than a "colour shade". The error of colour is described as "brown red in colour, with the magenta dot being printed in a violet colour".



Above: normal  
Right: colour error





# Quarterly Year Packs



Perf 6  $\frac{3}{4}$  to 7



# Envelopes

These stamp designs, which became "obsolete" (i.e. their intended postage rates were no longer in affect) on Jan 15, 2007, appeared on size 8 (small) envelopes which appeared in late January 2007.

The envelopes are non-denominated, with the new "Permanent" logo.



## Series 3      Flowers: Series III (P/52c era)



### Background

Initial release date: **Nov 16/06 (Permanent) and Dec 19/06 (all others)**

The denominated stamps were released (December 19, 2006) nearly a month before their intended postage rates came into effect on January 16, 2007.

[Click](#) for Canada Post's website announcement of the PERMANENT(tm) stamps.

Designs:

- P [Permanent(tm)] Spotted Coralroot
- 93c Flat-leaved Bladderwort
- \$1.10 The Marsh Skullcap
- \$1.55 The Little Larkspur

# Postage Rates

Postage rates (Jan 16/07- current ):

- P = 51c (from Nov 16/06 - Jan 15/07, 52c thereafter) - domestic lettermail (0-30g)
- 93c -USA (0-30g) and domestic (30-50g)
- \$1.10 -domestic non-standard (0-60g), domestic oversize (0-100g)
- \$1.55 - International (0-30g)

Printer: Lowe-Martin (Ottawa, ON)

Printing method: Lithography (5 colours)

Paper: self-adhesive, TRC

Designers: Monique Dufour, Sophie

Lafortune

# Coil Checklist

Initial release: varies from 8.0 to 8.9 horiz.  
It is known that the coils are printed with  
10 rolls across the printing sleeve.

	Self-adhesive			Water-activated gum
	Coil			Souvenir sheet
	Die cut 7.8 – 8.9	Die cut 7.9 – 8.3	Die cut 6 3/4 – 7	Perf 13.4x13.1
	C paper	C paper	Quarterly pack	C paper
<b>Domestic First-class rate:</b>				
P Spotted Coralroot	Nov 16/06	Nov 16/06	Apr 15/07	Dec 19/06
<b>USA rate:</b>				
93c Flat-leaved Bladderwort		Dec 19/06	Apr 15/07	Dec 19/06
<b>Domestic Non-standard and Oversize rate (0-100g):</b>				
\$1.10 The Marsh Skullcap		Dec 19/06	Apr 15/07	Dec 19/06
<b>International rate:</b>				
\$1.55 The Little Larkspur		Dec 19/06	Apr 15/07	Dec 19/06



# Souvenir Sheet



# Coil Serpentine Die Cutting

Four different major die cutting “perforations” have appeared on some of these four stamps (all are approximate or average measurements):


- 7.8 – 8.9 horizontally (P only) — 9½ to 10 peaks with 2-3 'nibs' per stamp [includes compound die cut and 'ski bump' variety]
- 7.9 – 8.3 horizontally (all 4 values) — 10 peaks/4 'nibs' per stamp
- 8.0 – 8.8 — 10 peaks/4 'nibs' per stamp [2 rows of die cutting are 8.0; includes die cut anomalies in 5th roll of stamps]
- 6 3/4 – 7 — only singles from Quarterly Pack



# Compound Perf

The Permanent stamp that uses the die cutting mat of "8½ – 9 horizontally — 9½ to 10 peaks with 2-3 'nibs' per stamp" includes an interesting die cutting configuration.

The die cutting between the 6th and 7th row of stamps above the gutter is a full **1½ perf different** from the adjacent rows:





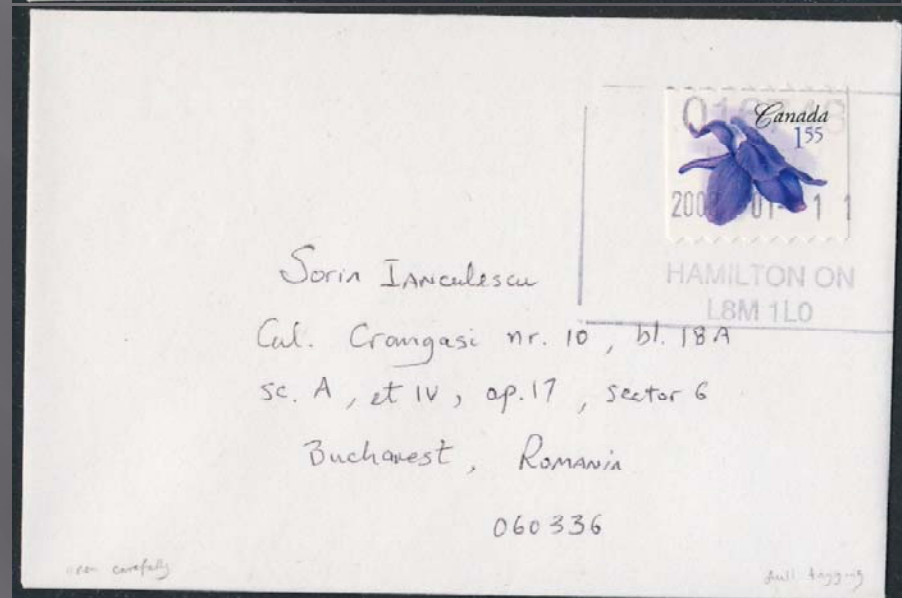
# Coil Start/End Cutting

All of the flower coils in this series have the "wavy die cut" at the start and end of the rolls. All rolls are affixed to the inner cardboard tube. Illustrated at the starter strips of 4 (the generally accepted method of collecting these items).





# Combination Tagging to Foreign Destinations



## UV Tagging Differences – Proving its a Separate Printing






# Sloppy Wavy cut



# Coil Plating





# Average Die Cutting

Permanent stamp

Average die cutting 'perforation' across each of the 11 rows from each of the die cutting mats seen to date

		2-3 nibs per stamp		4 nibs per stamp		4 nibs per stamp		4 nibs per stamp
row		Die cut 7.4-9.3		Die cut 7.9-8.3		Die cut 8.0-8.8		Die cut 8.7-9.0
		<i>gutter</i>						
11		8.17		8.17		8.50		8.42
10		8.00		8.33		8.54		8.92
9		8.17		8.08		8.04		8.67
8		8.92		8.17		8.71		8.75
7		7.42*		8.17		8.58		8.67
6		8.83		8.25		8.63		8.92
5		7.83		8.25		8.67		8.67
4		8.00		8.25		8.58		8.83
3		7.83		8.25		8.83		8.75
2		8.33		8.33		8.04		8.92
1		8.67		7.92		8.63		9.0
		<i>gutter</i>						
		* compound die cut[ski bump in Col 10]				[die cut anomalies in Col 5]		
box dates :		Sep /06		Oct /06 Mar /07		Feb 07		Jul /07 -

# Notable Die Cut Anomalies

As we have mentioned previously, the die cutting is not consistent across the rolls, down a strip of stamps in a single roll, on the top vs. bottom of the same stamp, and in fact, even across a single stamp.

Here are some examples of very apparent die cut anomalies that make it relatively easy to plate these particular specimens:

(pictures to come shortly)

Col 1, Row 1

Col 1, Row 7

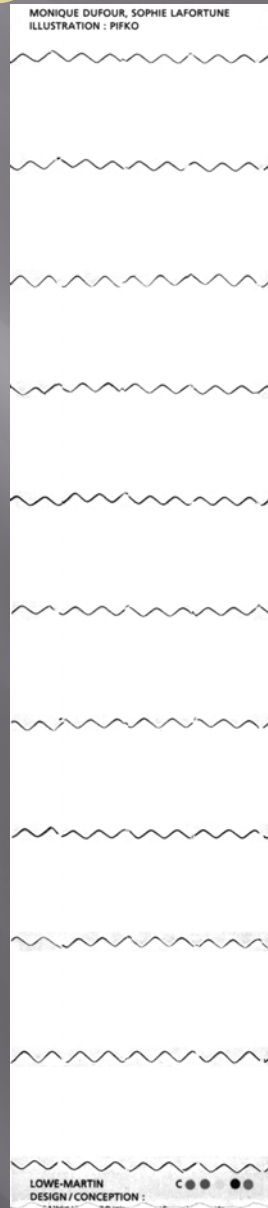

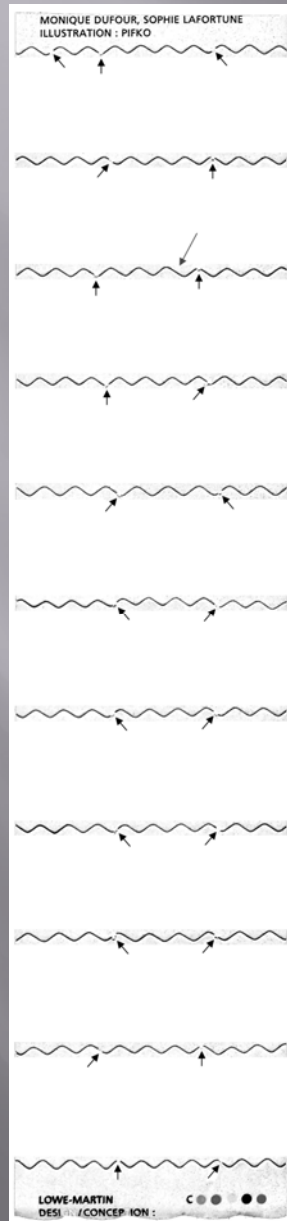
compound

Col 3, Row 5 (revised)

ski bump

third 'printing' of the P, Col 5 die cut anomalies

# Damaged die cut



# Quarterly Packs Perf 6 $\frac{3}{4}$





# Series 4 Flower Definitive Coils

Issue date December 27 , 2007

Rate Change January 14, 2008

- 52c. Domestic first class rate
  - 96c. USA Rate
  - \$1.15 100gram rate
  - \$1.60 International Rate
- These rates changed January 12, 2009
- Domestic 30g-50g remains the same at 96c.
  - \$1.15 up to hundred gram rate domestic

# Series 4 Flower Definitive Coils



**2244**

Island Red flowers



**2245**

Janet Elizabeth  
'Fire Dancer'



**2246**

Memoria Evelyn  
Light



**2247**

Kaleidoscope  
'Conni'

Designers: Monique Dufour, Sophie Lafortune.


Lithography (5 colours), self-adhesive rolls of 100 (P) and 50 (96¢, \$1.15, \$1.60)

Lowe-Martin

# PERFORATIONS



2244a

<i>Format:</i>	<i>Coil</i>		
<i>Die cut/perf:</i>	7.9–8.3 horiz	9.1 horiz	6 <sup>3</sup> / <sub>4</sub> –7 horiz Qtr pack
 Island Red flowers	2244, i	2244a	2244ii
96¢ Janet Elizabeth 'Fire Dancer'	2245, i		2245ii
\$1.15 Memoria Evelyn Light	2246, i		2246ii
\$1.60 Kaleidoscope 'Conni'	2247, i		2247ii



# Island Red Flowers

- Coil Pair

- Gutter strip of 4





# SOUVENIR SHEET



LOWE-MARTIN  
 DESIGN / CONCEPTION : MONIQUE DUFOUR, SOPHIE LAFORTUNE  
 ILLUSTRATION : PIFKO  
 PHOTOGRAPHY / PHOTOGRAPHIE : ORCHID ILLUSTRATIONS INSPIRED BY PHOTOS COURTESY OF WALLY THOMAS;  
 JANET HEAPS; MICHAEL MACCONAILL; JAY NORRIS, RAVENVISION PHOTOGRAPHIC / LES ORCHIDÉES SONT  
 ILLUSTRÉES D'APRÈS DES PHOTOS OFFERTES PAR WALLY THOMAS; JANET HEAPS; MICHAEL MACCONAILL;  
 JAY NORRIS, RAVENVISION PHOTOGRAPHIC. DAISUKE MORITA (PHOTODISC).



Souvenir sheet

Perf 13.4x13.1

2243a

2243b

2243c

2243d

# STAMPS FROM SOUVENIR SHEET



# Stamps From Quarterly Year Pack



- Left stamp from rolls of 3000/5000
- Right four stamps only available in quarterly year pack



## Original Set -Perf 10 Peaks



- 52c. Island red flowers
  - 96c. Janet Elizabeth 'Fire Dancer'
  - \$1.15 Memoria Evelyn Light
  - \$1.60 Kaleidoscope 'Conni'
- 
- Uniform perforations, minor variation  
10 mountain peaks



# Tall Peaks Variant



- Tall Peaks Variant occurred June to July 2008

- Most prominent on the stamp above the imprint

- Only on 52c. & 96c. values

# Tall Peaks Continued



Normal

Doubled Lowe Martin



## Blow Up Of Normal & Tall Peaks





## Tall Peaks Variant - Rate to USA



# Large Roll Format



- From rolls of 3000/5000

## Standard Rolls

- 52c. Rolls of 100
- 96c. , \$1.15, \$1.60 all in rolls of 50
- Imprint every 10 stamps in a gutter





## Final Form - Compound Die Cut



- Available 52c. July 2008
- \$1.15 available end of July 2008
- \$1.60 available early September 2008
- 96c. Never available in this format

## Normal and Compound Die Cut



10


10

10

10


9

11





# \$1.60 RATE COVERS





# \$1.60 RATE COVERS



