

XPRESSPOST FLAP ROULETTE TYPES



XPRESSPOST FLAP ROULETTE TYPES

Shown in black & white as this shows the roulette lines better

Left to right



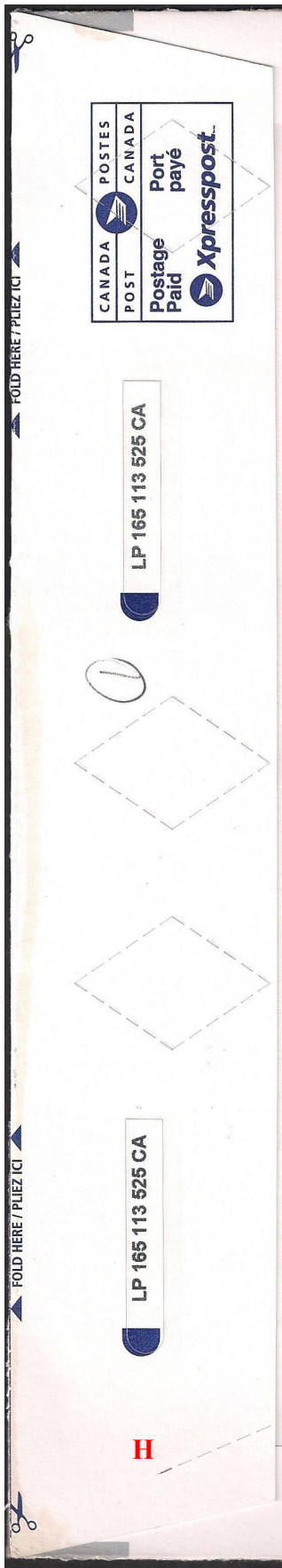
First column
No roulette

Second column
Type A – We strengthened the lines to show the roulette location.

Third column
Type B – We strengthened the lines to show the roulette location.

Roulette pattern inverted compared To Type A.

Closest column
Type C
6 sloping lines and 1 line parallel to the long edge of flap


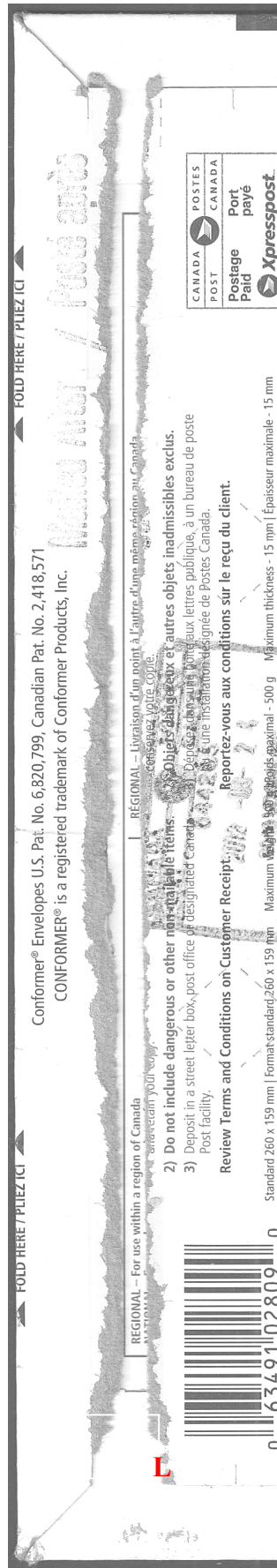
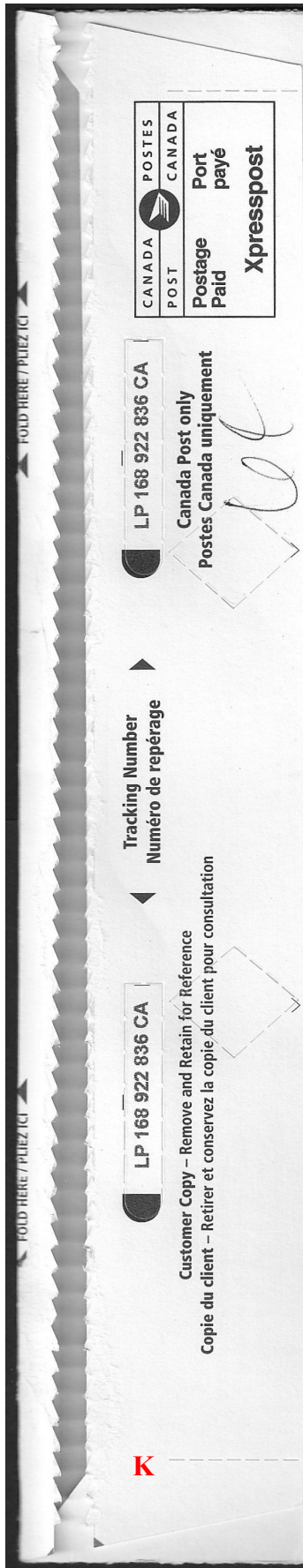


XPRESSPOST FLAP ROULETTE TYPES

Left to right
 First column
 Type H
 Sloping line at left
 and 3 lozenges

Second column
 Type I
 13 Xs which are all
 the same height

Third Column
 Type J
 13 Xs with varying
 lengths of the upper
 arms



**XPRESSPOST
FLAP
ROULETTE
TYPES**

Left to right

Type K
Vertical lines at left
and right and 2
lozenges
Sloping edges on
flap

Type L
10 short lines at edge
of flap on 3 sides
and
2 lozenges
Square flap

Type M
21 short lines at edge
of flap on 3 sides
and
2 lozenges
Sloping edges on
flap

**XPRESSPOST
FLAP
ROULETTE
TYPES**

Left to right

Type N

4 sloping lines
Downwards towards
each other and 1
line parallel to the
long edge of flap

Type O

Similar to TYPE K
with
Vertical lines at left
and right and
2 lozenges
(but further apart
than in K)
Sloping edges on
flap

