

CANADA'S FIVE CENTS BEAVER PROOFS WITH VARIOUS PLATE FLAWS

By Michael D. Smith



Presented herein are plate proofs of the 1859-1868 5-cents Beaver stamp of Canada. They are identified by information from *THE FIVE CENTS BEAVER STAMP OF CANADA* by Geoffrey Whitworth, *THE FIVE CENT BEAVER I THE PLATE PROOFS OF STATES 10-11* by Kenneth A. Kershaw, and *THE FIVE CENT BEAVER II PLATING THE MORE NOTABLE VARIETIES AND RE-ENTRIES* by Kenneth A. Kershaw.

The states of the plates and positions have been determined by using these three books. I have found that these proofs are from three specific periods of usage. The proofs are grouped as State 1, State 4, and States 10/11. State 1 Plate was determined by the details described in my references as state 1. The State 4 Orange Yellow proofs were printed circa 1864 and that is the period State 4 Plate was in use. The State 10 and or 11 Proofs were determined by reference descriptions of positions.

I have listed these in order of position on the plate. In the case of a multiple piece, the top stamp left position begins the listing and all stamps in the multiple are grouped together. In the case of a pair, the left or top stamp is used to place the group. I have included wide margins on images where there are adjacent stamps as sometimes the offset between the stamps may help in plating.

Many of these proofs I have not seen pictured in any of my references. I feel that seeing an actual flaw or re-entry on a printed proof is far better for identification than a hand drawn approximation. I hope other collectors will find this information helpful in identifying some of their copies of this stamp.

Michael D. Smith

INDEX

Grid indicating Proofs locations on grid of 100 positions

Page: 7

State 1 Proofs by Position:

Page:

1, 2, 11, and 12 block of 4 (Red w/SPECIMEN)	8
1	9-10
2	11-12
11	13-14
12	15-16
2 (Black)	17-18
3, 4, 13, 14 block of 4 (Red w/SPECIMEN)	19
3	20-21
4	22-23
13	24-25
14	26
9, 10 pair (Red w/SPECIMEN)	27
9	28
10	29-30
9, 19 pair (Black)	31
9	32-34
19	35

INDEX

State 1 Proofs by Position:	Page:
11, 21 pair (Red w/SPECIMEN)	36
11	37
21	38-40
28, 29 pair (Red w/SPECIMEN)	41
28	42-43
29	44-45
31 (Red w/SPECIMEN)	46
31, 32, 41 and 42 block (Red W/SPECIMEN)	47
31	48-49
32	50-51
41	52-53
42	54-58
36 (Red)	59-60
41 (Red w/SPECIMEN)	61-62
43 (Red w/SPECIMEN)	63-64
61 (Red)	65-66
79 (Red w/SPECIMEN)	67

INDEX

State 4 Proofs by Position	Page:
11 (Orange Yellow)	68-69
13, 14, 23, 24, 33, and 34 block (Orange Yellow)	70
13	71-72
14	73-74
23	75-76
24	77-78
33	79-80
34	81
43, 44 pair (Orange Yellow)	82
43	83-84
44	85-86
63 (Orange Yellow)	87-88
69 (Orange Yellow)	89-90
74	91-93
75, 76 pair (Orange Yellow)	94
75	95-96
76	97

INDEX

States 10/11 Proofs by Position:

Page:

20, 30, and 40 (Red)	98
20	99-100
30	101-105
40	106-107
28 (Red)	108
38 (Red)	109-112
77 and 78 pair (Red)	113
77	114-117
78	118-119
86 and 96 pair (Red)	120
86	121-122
96	123-130
References	131

#15 Proofs

St=State, R=Red, B=Black, Spc= Specimen, OY=Orange Yellow

St 1 R B Spc	St 1 R B Spc St 1 B	St 1 R B Spc	St 1 R B Spc					St 1 R B Spc St 1 B	St1 R B Spc
St 1 R B Spc St 1 R B Spc St 4 OY	St 1 R B Spc	St 1 R B Spc St 4 OY	St 1 R B Spc St 4 OY					St 1 B	St 11 R
St 1 R B Spc		St 4 OY	St 4 OY				St 1 R B Spc St 10/11 R	St 1 R B Spc	St 11 R
St 1 R B Spc St 1 R B Spc	St 1 R B Spc	St 4 OY	St 4 OY		St 1 R		St 10/11 R		St 11 R
St 1 R B Spc	St 1 R B Spc	St 1 R B Spc St 4 OY	St 4 OY						
St 1 R		St 4 OY						St 4 OY	
			St 4 OY	St 4 OY	St 4 OY	St 11 R	St 11 R	St 1 R B Spc	
					St 11 R				
					St 11 R				

15TC iv
Positions 1, 2, 11, 12 State 1




Position 1 State 1



West and north margin guide dots. Pf. 51aa = extra small 'C' dot.

Position 1 State 1



Small 'C' dot

Large 'C' dot

West and north margin guide dots. Pf. 51aa = extra small 'C' dot (Please excuse pinhole UL).

Position 2 State 1



North margin guide dots. Break in N frame at E.

Position 2 State 1




Guide dots NW and NE. Break in top frame line at East. Slightly lower in pane than position 1.

Position 11 State 1



West margin guide dots. R. 44a - fresh entry.

Position 11 State 1



West margin guide dots. R. 44a - fresh entry. The re-entry shows best in the top of the UR 5 and in the bottom of 'F' and 'E' of FIVE, and the 'CEN' of CENT.

Position 12 State 1



Pf. 86a = dot in upper margin left side of cross

Position 12 State 1




Pf. 86a = dot in upper margin left side of cross

15TC vii
Position 2 State 1



North margin guide dots. Break in N frame at E.

15TC vii
Position 2 State 1



North margin guide dots. Break in N frame at E.

15TC iv
Positions 3, 4, 13, 14 State 1



Position 3 State 1



North margin guide dots. Marginal dot below 'C' of CENTS.

Position 3 State 1



North margin guide dots NW and NE.



Marginal dot below 'C' of CENTS.

Position 4 State 1



North margin guide dots. Stamp stands higher on plate than positions 3 or 5.

Position 4 State 1



North margin guide dots. Stamp stands higher on plate than positions 3 or 5.

Position 13 State 1



Marginal dot below 'C' of CENTS.

Position 13 State 1



Marginal dot below 'C' of CENTS.

Position 14 State 1



Normal.

15TC iv
Positions 9 and 10 State 1



15TC iv
Position 9 State 1




North margin guide dots. R. 37 = fresh entry. Short entry NW and E
spandrels. Details for this position are on pages 33 and 34.

15TC iv
Position 10 State 1



North margin guide dots. Only one dot at NE. R. 11 = fresh entry. Pf. 68 = 'The burning Bush'

15TC iv
Position 10 State 1



North margin guide dots. Only one dot at NE. R. 11 = fresh entry (blurriness to outer frame line).
Pf. 68 = 'The burning Bush'

15TC vii
Positions 9 and 19 State 1



15TC vii
Position 9 State 1




North margin guide dots. R. 37 = fresh entry. Short entry NW and E spandrels.

15TC vii
Position 9 State 1



North margin guide dots. R. 37 = fresh entry. Left vertical frame lines doubled and hachuring behind and to right of 5 doubled.

15TC vii
Position 9 State 1



North margin guide dots. R. 37 = fresh entry. W frame lines doubled and some of the oval.
Single dot NE. Short entry NW spandrel.

15TC vii
Position 19 State 1



Short entries W & NE spandrels.

15TC iv
Positions 11, 21 State 1



Position 11 State 1



West margin guide dots. R. 44a - fresh entry. See page 14 for details.

Position 21 State 1



W. margin guide dots. R. 47 = fresh entry. pf. 76b (part of R. 47) no 'C' dot.

Position 21 State 1



Re-entry marks
UR above
corner, and in 5.



Faint mark in
top of 'P' and
furthest east
ball on crown
doubled
upward.

Pf. 76b



W. margin guide dots. R. 47 = fresh entry. pf. 76b (part of R. 47) no 'C' dot.

Pf. 76b = Small mark at base of LL 5 between the LL vertical frame lines.

Position 21 State 1



The best key features of R47 = the left crown ornaments doubled upward to right and horizontal lines to LL of crown.

Kershaw shows a used copy that does not show this detail. It may be a state 2 copy.

15TC iv
Positions 28, 29 State 1



15TC iv
Position 28 State 1



R. 71 = fresh entry

15TC iv
Position 28 State 1



R. 71 = fresh entry. Entire outer frame line left is doubled.

15TC iv
Position 29 State 1



Short entry at NE. Doubled 'C' dot.

15TC iv
Position 29 State 1



Short entry at NE. Doubled 'C' dot.

Position 31 State 1



W. margin guide dots. Short entry NE spandrel.

15TC iv
Positions 31, 32, 41, 42 State 1



15TC iv
Position 31 State 1



W. margin guide dots. Short entry NE spandrel.

15TC iv
Position 31 State 1



W. margin guide dots. Short entry NE spandrel.

15TC iv
Position 32 State 1




Pfs. 86a, 114a

15TC iv
Position 32 State 1

pF. 86a



pf. 114a



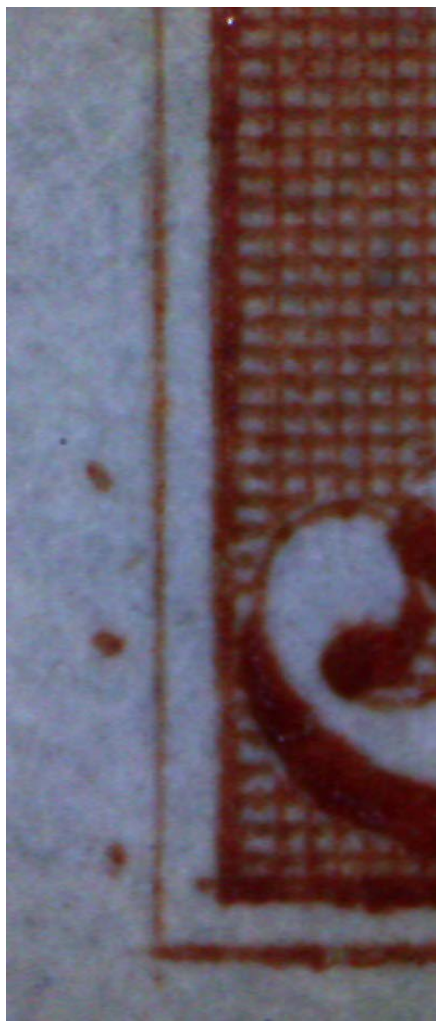
Pfs. 86a, 114a

15TC iv
Position 41 State 1



W margin guide dots. Traces of fresh entry at W. Two 'C' dots.

15TC iv
Position 41 State 1



W margin guide dots. Traces of fresh entry at W. Two 'C' dots.

15TC iv
Position 42 State 1



R. 16 = fresh entry. No 'C' dot.

15TC iv
Position 42 State 1



R. 16 = fresh entry
Doubling in and above 'POST'.

15TC iv
Position 42 State 1



R. 16 = fresh entry
Doubling around crown.

15TC iv
Position 42 State 1



R. 16 = fresh entry
Doubling in 'VR'.

15TC iv
Position 42 State 1



R. 16 = fresh entry
Marks in '5' and below. Doubling in 'CE'.

15P
Position 36 State 1



Short entry E spandrels. H9011 = dash W of AGE

15P
Position 36 State 1

H9011




H9011 = dash W of AGE

Position 41 State 1



W margin guide dots. Traces of fresh entry at W. Two 'C' dots.

Position 41 State 1



W margin guide dots. Traces of fresh entry at W. Two 'C' dots.


Position 43 State 1



R. 50 = fresh entry. Pf. 86b.

Position 43 State 1

Pf. 86b




R. 50 = fresh entry. Pf. 86b.

Position 61 State 1



W. margin guide dots. Two 'C' dots. Pf. 107a. Weak frame lines SE corner.

Position 61 State 1



Arrow points to Pf. 107a.

Position 79 State 1



Short entry NW.

15TC viii
Position 11 State 4



Dots below 'EN'. H9019 = dot below 'G' of POSTAGE.

15TC viii
Position 11 State 4



H9019

Dots below 'EN' bottom margin. H9019 = dot below 'G' of POSTAGE.

15TC viii
Positions 13, 14, 23, 24, 33, and 34 State 4




15TC viii
Position 13 State 4



S margin dot weak. H1020 = dot over NE corner. H7034 weak.

15TC viii
Position 13 State 4




S margin dot weak. H1020 = dot over NE corner. H7034 weak.

15TC viii
Position 14 State 4



Pf. 79b. H9021 = dots in Sun's rays.

15TC viii
Position 14 State 4




Pf. 79b



H9021

Pf. 79b. H9021 = dots in Sun's rays.

15TC viii
Position 23 State 4



R. 40

15TC viii
Position 23 State 4



R. 40 Marks around these three 5's are indicative of this re-entry.

15TC viii
Position 24 State 4



New doubling as R. 63. New 'C' dot

15TC viii
Position 24 State 4



New doubling as R. 63. Top inner frame line doubled UL, inner and outer frame lines doubled LL.

15TC viii
Position 33 State 4



Short entry NE. pf. 29b

15TC viii
Position 33 State 4



Low twig

Short entry NE. pf. 29b 'low twig in waterfall'.

15TC viii
Position 34 State 4



Normal

Positions 43 and 44 State 4




Positions 43 State 4



Re-entry 23a doubling of lower 5's, printing flaw 94a = scratches going from letter tablet to W margin above SW 5, one dot top margin right of cross.

Position 43 State 4




Re-entry 23a doubling of lower 5's, printing flaw 94a = scratches going from letter tablet to W margin above SW 5, one dot top margin right of cross.

Position 44 State 4



Doubled 'C' dots, Pf. 80.

Position 44 State 4



Doubled 'C' dots



Pf. 80

Doubled 'C' dots, Pf. 80.

15TC viii
Position 63 State 4



Pfs. 86b and 114c

15TC viii
Position 63 State 4



Pf. 86b (not present) pf. 114c and new 'C' dot shown.

15TC viii
Position 69 State 4



Pf. 3. Short entry NE spandrel.

15TC viii
Position 69 State 4



Pf. 3. Short entry NE spandrel.

15TC viii
Position 74 State 4



R.44. pf.13 comes into N margin (not showing on this proof).

15TC viii
Position 74 State 4



R.44
Left vertical frame lines doubled.

15TC viii
Position 74 State 4



R.44
Right bottom frame lines doubled.

15TC viii
Positions 75 and 76 State 4



15TC viii
Position 75 State 4



S frame lines doubled W. pf. 7.

15TC viii
Position 75 State 4



S frame lines doubled W. pf. 7 (scratches running from 'R' to 'A' and from letter tablet at 'G' into R margin).

15TC viii
Positions 76 State 4



Normal

15P
Positions 20, 30, and 40 State 11



15P
Position 20 State 11



Pf. 76c. Imprint lower right.

15P
Position 20 State 11

Pf. 76c



Pf. 76c. Line in top of 5.

15P
Position 30 State 11



R. 39. Very weak doubled imprint. Traces of dot in 'O' of POSTAGE.

15P
Position 30 State 11



R. 39 Strongest doubling at UL in frame lines.

15P
Position 30 State 11



R. 39 Doubling of frame lines and ovals above 'ANA'.

15P
Position 30 State 11



R. 39 Left outer frame line shows mild doubling LL.

15P
Position 30 State 11




Traces of dot in 'O' of POSTAGE.

15P
Position 40 State 11



Only traces of R. 26. pf. 3a

15P
Position 40 State 11



The most pronounced parts of R. 26. pf. 3a = slanted marginal line above 'AN' (only mentioned for state 11).

15P
Position 28 State 10/11



R. 1 The major re-entry

15P
Position 38 State 10/11



R. 25a. No 'C' dot.

15P
Position 38 State 10/11



R. 25a. No 'C' dot.
Small marks in bottom of 'D' and right side of 'A'. Marks at end of letter tablet and in 'P'.

15P
Position 38 State 10/11



R. 25a. No 'C' dot.
Marks in 'I' and 'E'. Marks in 'CENT'. Oblique line lower margin below 'VE'.

15P
Position 38 State 10/11



R. 25a. No 'C' dot.
Left bottom frame line doubled and bottom of right frame line doubled.

15P
Positions 77 and 78 State 11



15P
Position 77 State 11



R9a = reduced R. 9

15P
Position 77 State 11



R9a = reduced R. 9
Re-entry marks in and around 'FIVE CEN'

15P
Position 77 State 11



R9a = reduced R. 9
Re-entry marks in and around 'NTS GE'

15P
Position 77 State 11



R9a = reduced R. 9
Re-entry marks in and around '5 and CAN'

15P
Position 78 State 11



S frames doubled W. Pf. 101

15P
Position 78 State 11



Pf. 101

S frames doubled W. Pf. 101

15P
Positions 86 and 96 State 11

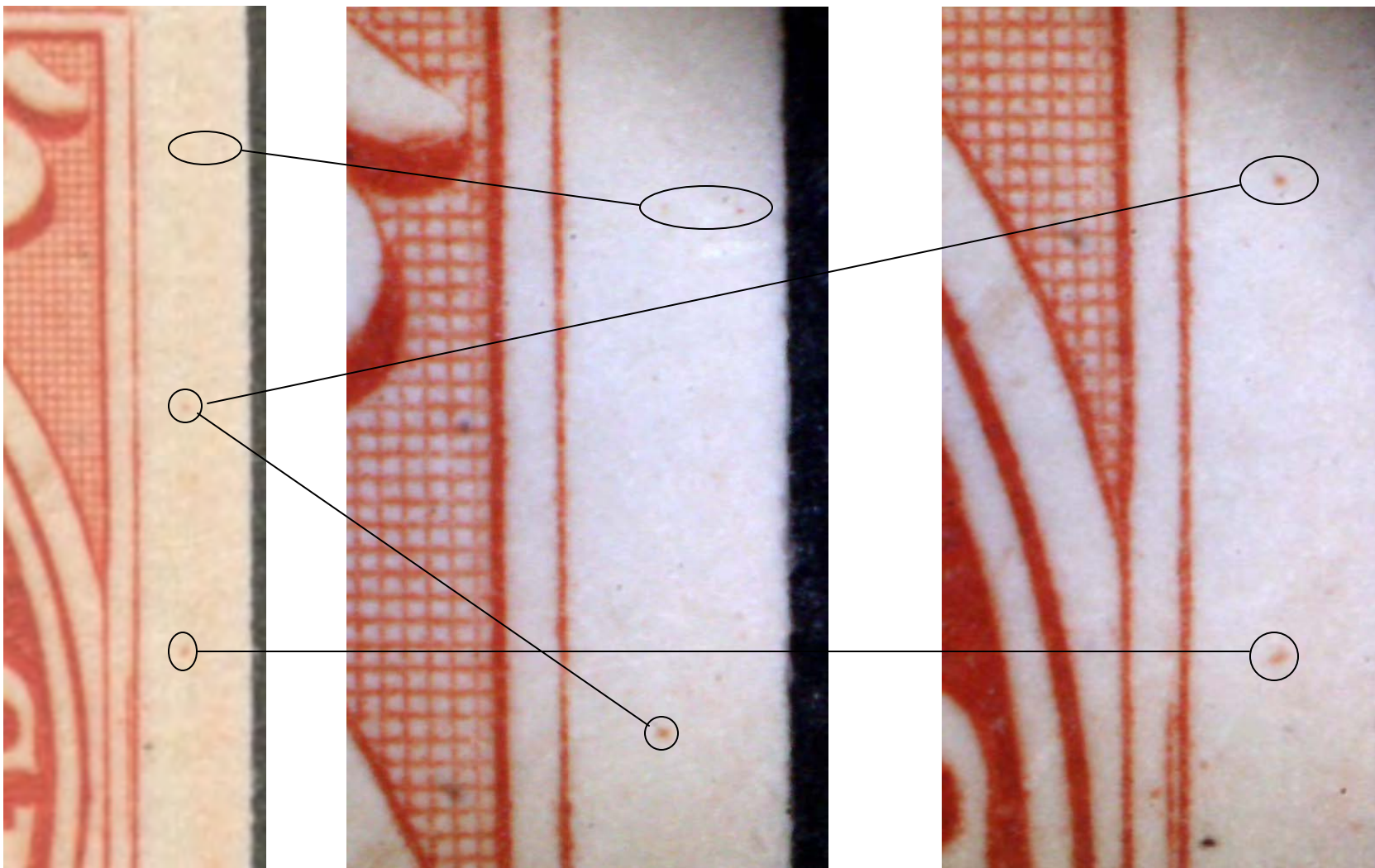


15P
Position 86 State 11



H2005

15P
Position 86 State 11



H2005 The Huff flaw is listed as three dots there may actually be four as top dot appears to be either of two dots. All the dots are in the margin of the stamp.

15P
Position 96 State 11



R. 19a reduced

15P
Position 96 State 11



R. 19a reduced

Doubling in oval band above 'A' and small marks in 'A'. Doubling of two crown ornaments.

15P
Position 96 State 11



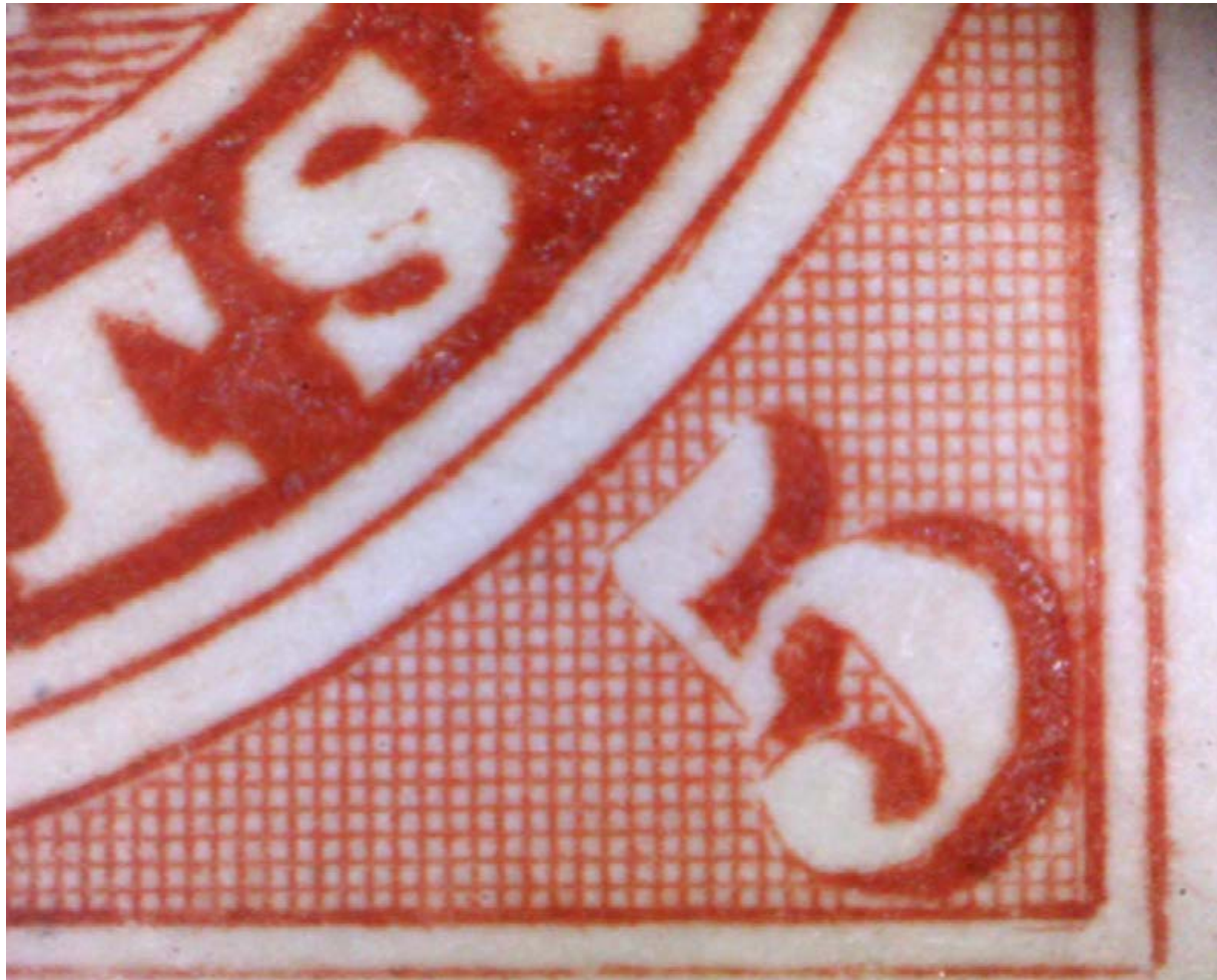
R. 19a reduced
Doubling in and around 'POS'.

15P
Position 96 State 11



R. 19a reduced
Doubling in 'TA'.

15P
Position 96 State 11



R. 19a reduced
Two dots in 'S'.

15P
Position 96 State 11



R. 19a reduced
Traces of re-entry in inner oval band and 'E CE'.

15P
Position 96 State 11



R. 19a reduced
Traces of re-entry inner oval band and 'FIVE'.

15P
Position 96 State 11



R. 19a reduced
'V' shows signs of doubling.

REFERENCES:

THE FIVE CENTS BEAVER STAMP OF CANADA, Geoffrey Whitworth, 1985, The Royal Philatelic Society, London

THE FIVE CENT BEAVER I THE PLATE PROOFS OF STATES 10-11, Kenneth A. Kershaw, British North America Philatelic Society, 2007.

THE FIVE CENT BEAVER II PLATING THE MORE NOTABLE VARIETIES AND RE-ENTRIES, Kenneth A. Kershaw, British North America Philatelic Society, 2007.