
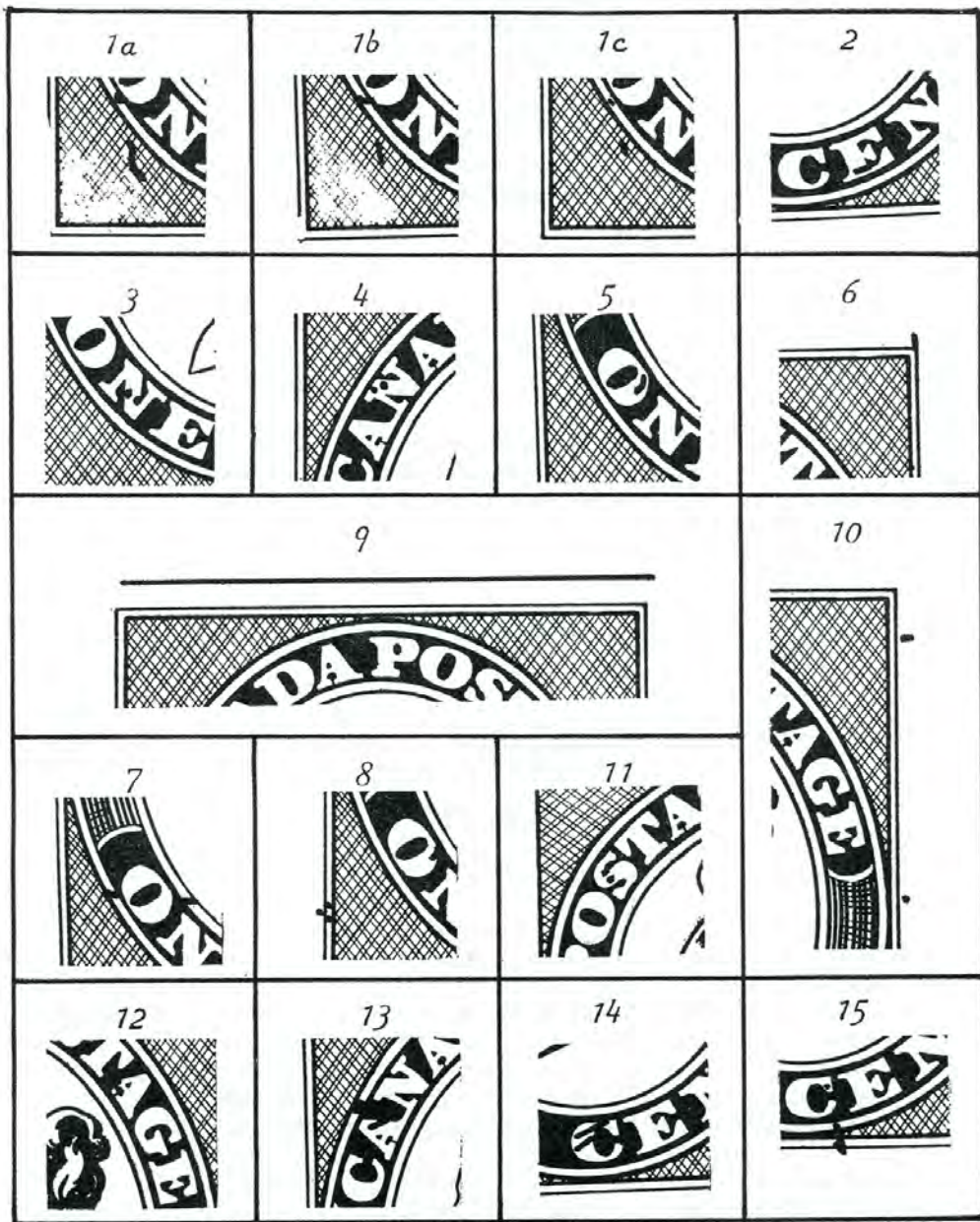


Whitworth's Plate Flaws on the One Cent Decimal Issue

By Michael D. Smith



Flaw 15 (position 37) and Flaw 1 (position 38)



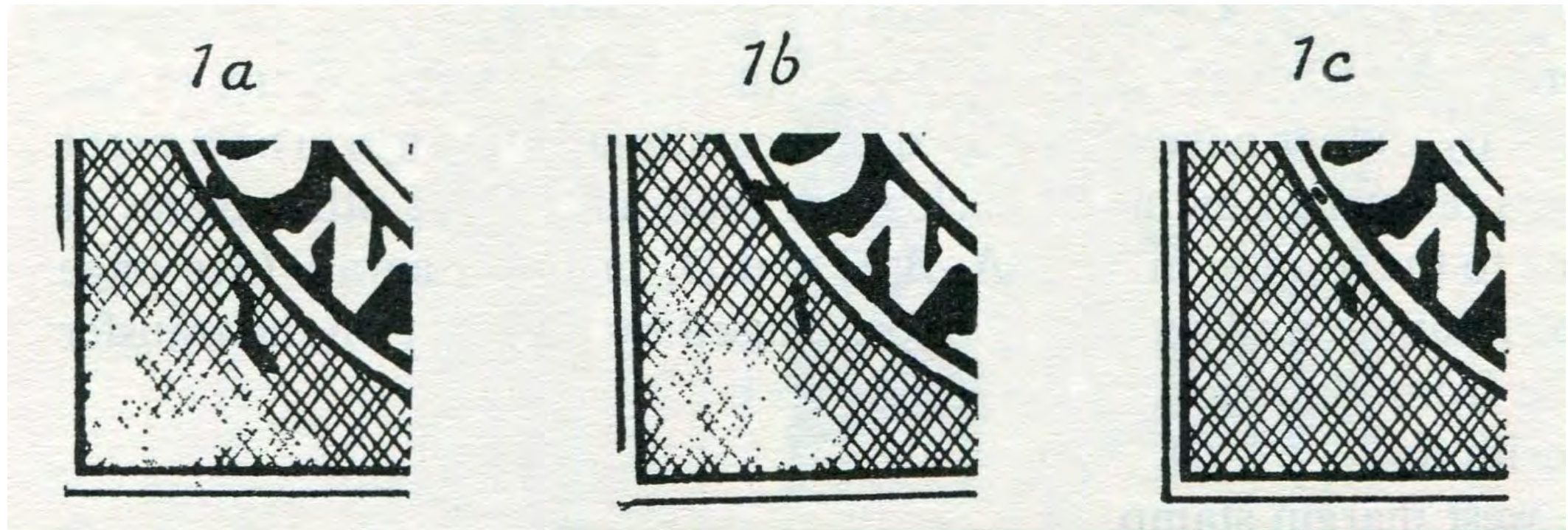
Whitworth's Plate Flaws

These images are copied from:

THE FIRST DECIMAL ISSUE OF CANADA 1859-68, by Geoffrey Whitworth, 1966, page 23. These and the enlargements that follow are used to illustrate the flaws on the stamps presented on the following slides.


Flaw 1: The “Q” Flaw

Here are Whitworth’s three states of flaw 1, the “Q” flaw, Unitrade #14iv.



Flaw 1: The “Q” Flaw

This copy is probably Whitworth's 1c. Small dot resembling a line below the “O” and faint irregular line in the cross hatching below. This is position 38.



Flaw 1: The “Q” Flaw

Flaw 1 on position 38 as it appears on an early plate proof sheet.
This is probably Whitworth’s 1a.



Flaw 2: The “E” Flaws



In MAPLE LEAVES in 1969, Geoffrey Whitworth discusses the fact that there is more than one position with the “E” flaw present, and speculates a transfer roll flaw developed at position 44 and possibly continues down to position 84 before being discovered and the transfer roll shifted to another relief to complete plate repair in 1864.

Later in the CANADIAN STAMP HANDBOOK for the First Cents Issue, published in 1982, Whitworth mentions that this transfer roll flaw shows on positions 34, 44, 54 and 64. The 2015 Unitrade Catalogue lists this variety as #14v and states that it is from position 34.



Flaw 2: The “E” Flaws



Pos. 34

Pos. 44

Pos. 54



Pos. 64

Pos. 74

Pos. 84

The diagram and plating information below are copied from Whitworth’s 1969 article in MAPLE LEAVES. In order to have more accurate images of the position dots from position 34 to 84 in the fourth column I cropped the images shown at left from a scan of an early plate proof sheet that was made from the plate prior to the “E” flaws being entered. I believe the position dots are still representative of the ones on the altered plate.

	<i>A</i>	<i>B</i>	<i>C</i>	<i>D</i>	<i>E</i>
Perforation	<i>Type A</i> $11\frac{3}{4} \times 12$ 12	<i>Type B</i> 12	<i>Type C</i> $12 \times 11\frac{3}{4}$	<i>Type D</i> $12 \times 11\frac{3}{4}$ 12	<i>Type E</i> $11\frac{3}{4}$ $12 \times 11\frac{3}{4}$ 12
West frame	Broken	Good	Weak	Good	Weak
East frame	Weak	Strong pf. 6	Weak	Strong pf. 6	Weak
Dated copies	—	1865 Mr. 1866	—	Ja. 1866 Mr. 1866	Mr. 1866
Plate position	54	54	44 14 & 34 have this posn. dot	44	64? 74? 84?

Flaw 2: The “E” Flaws



Example 1: This is the first of three copies we will examine. When comparing the stamp position dot with the proofs, the stamp appears to be from position 54. This stamp has been certified as genuine with a certificate stating position 34 but the position dot is not correct for that position.



Flaw 2: The “E” Flaws



Example 2: The position dot on this stamp appears to match the proof at position 64.



Flaw 2: The “E” Flaws



Example 3: The position dot on this stamp appears to match the proof at position 34. Unitrade #14v.



Flaw 2: The “E” Flaws

With only three copies to compare there are what seem to be differences in the “E” flaw shown in these images. Note that the dot below the “E” of Position 54 is not a proven constant variety.

Position 34



Position 54



Position 64





Flaw 3: Dots in “N” of ONE

The “N” flaw can be seen here as two small marks in the center of the letter. The stamp is likely from plate position 68.





Flaw 4: Dots in “N” of CANADA

This flaw shows two small dots in the top of the letter “N” of CANADA. According to Whitworth the left dot is a transfer roll flaw.





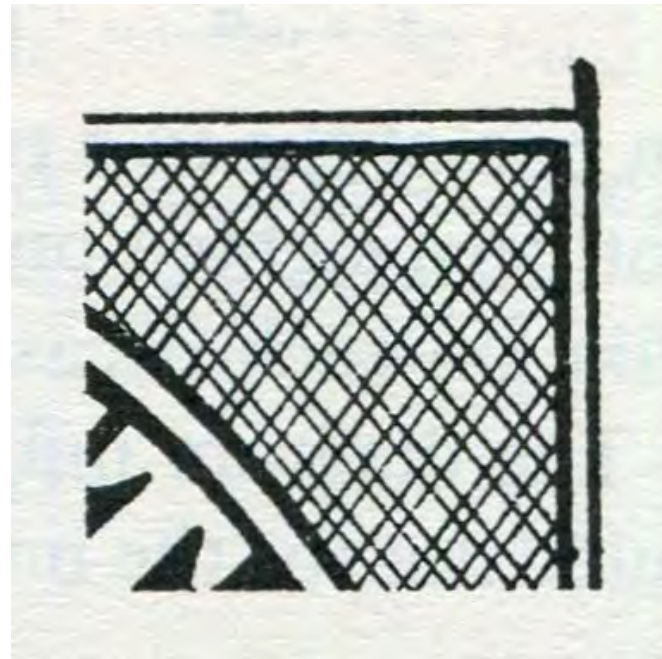
Flaw 5: Curved Line in “O” of ONE

Nice long curved line in the right side of “O” of ONE. In later states only a dot remains of this flaw.



Flaw 6: Extension of Frame Line

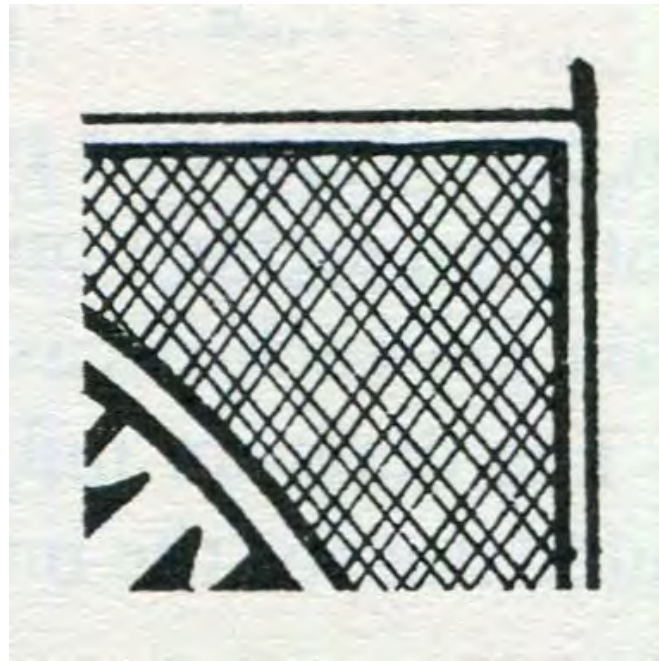
Whitworth indicates the extension of the frame lines occurs in more than one position and from different corners of the stamps. This example is in the upper right corner. It is likely from position 54 (note no “E” Flaw on this stamp).





Flaw 6: Extension of Frame Line

This is another example of a frame line extension. This is position 93 and shows the imprint as well.



Flaw 7: Two Dots in Ovals at East and West of "O" of ONE

Note the marks indicated in diagram appear to be two small horizontal lines one in the outer oval and one in inner oval bands.



Flaw 8: Marks in “O” of ONE and Left Margin

The mark in “O” is quite clear. The margin dots are slightly different than in Whitworth’s diagram but depending on the perforations there maybe other dots present. This is likely from position 79.



Flaw 8: Marks in “O” of ONE and Left Margin


A second example of Flaw 8. This stamp seems to have slightly smaller dot in “O” of ONE. The margin dots are also fainter. The internal line at bottom center of “O” seems stronger.



Flaw 9 Un-erased Guideline Top Margin



Flaw 9 is found on the pre-imprint copies of positions 7, 8, and 9 and is an un-erased guide line in the top margin.



Flaw 10: Right Margin Flaws

Flaw 10 consists of two right marginal marks one a dash at about the level with 'ST' and the other a dot center right near frame line on position 40.



Flaw 11: Mark in “S” of POSTAGE

This is an interesting “v” like mark in the “S” of POSTAGE.





Flaw 12: Damaged “A” in POSTAGE

The left foot of the “A” of POSTAGE is blunted. This is position 71.
There are traces of the imprint on some left side perforation teeth.



Flaw 12: Damaged “A” in POSTAGE

This stamp from position 71 also shows a damaged “A” but shows more of the left foot. The imprint also shows up better.



Flaw 13: Damage In and Near the First "A" of CANADA

Damage is evident in the outer oval band between "A" and "N" of CANADA. The first "A" is also flawed. The mark above the "C" is also constant. Position 55.



Flaw 13: Damage In and Near the First “A” of CANADA

Flaw 13 on position 55 as it appears on early plate proof sheet.





Flaw 14: Damaged “C” of CENT

There are two diagonal lines in the “C” of CENT.





Flaw 15: Flaw Below "C" of CENT

This flaw is on the bottom frame line. There appears to be a faint line running from it upward toward the "C" of CENT. A small dot is also present in the upper hook of "C". This is position 37, Unitrade #14vi.



Flaw 15: Flaw Below “C” of CENT

Flaw 15 on position 37 as it appears on an early plate proof sheet.



Flaw 15: Flaw Below “C” of CENT

Another copy of Flaw 15. Notice the additional marks in the right frame lines and margin that match the proof.



THANK YOU

References:

MAPLE LEAVES, Journal of The Canadian Philatelic Society of Great Britain,
ed. L. F. Gillam, Vol. 12 No.9. Feb., 1969 Whole No. 117,
The First Decimal Issue by: G. Whitworth, pgs. 246-247.

THE FIRST DECIMAL ISSUE OF CANADA 1859-68, by Geoffrey Whitworth, 1966,
Printed for The Royal Philatelic Society, London by White Crescent Press Ltd,
Bedfordshire. Pgs. 17-23.

2015 THE UNITRADE SPECIALIZED CATALOGUE OF CANADIAN STAMPS,
ed. Robin Harris, The Unitrade Press. Pg. 43.

CANADIAN STAMP HANDBOOK, Ed, Michael Milos, 1982,
THE FIRST CENTS ISSUE 1859-1868. Geoffrey Whitworth.