

A BNAPS ORE Presentation:

Canadian Varieties: Pence Issue

#4, 3d Beaver

- *#4vii, major re-entry, pos. 47, cracked die, on-cover & single*
- *#4d, orange red, with cracked die on mourning cover*
- *#4iv, major re-entry, pos. 42*
- *#4, “weeping sun”, pos. 50*

#7, 10d Jacques Cartier

- *#7, major re-entry, pos. 6*
- *#7iv, major re-entry, pos 53*
- *#7a, guideline*

#8, ½d Queen Victoria

- *#8ii, major re-entry, pos. 120*
- *#8, 4-ring #48 cancel; RF:10*
- *#8a, horizontally ribbed paper*
- *#8b, vertically ribbed paper*
- *#8PI, SPECIMEN & major re-entry, pos. 58*

#11, ½d Queen Victoria

- *#11ii, major re-entry, pos. 70*
- *#11, misperf*

#13, 6d HRH Prince Albert

- *Fake, #2 with perfs added*

Arnie Janson, BNAPS, RPSC
Jolly Harbour, Antigua
arnie.janson@gmail.com

#4vii, 3d Beaver, Major Re-entry, Pos. 47



#4vii, 3d, Beaver, major re-entry, pos 47, pane A, on folded letter, registry fee paid in cash, postmarked Montreal LC, JA 6 56, b/s HIER-EN-HAUT, VGG Certificate

#4vii, 3d Beaver, Major Re-entry, Pos. 47



- *Doubling throughout*
- *Key feature is doubling in "EE PEN"*
- *Also doubling of all 3's*
- *Pos. 80 also has doubling of "EE PEN"*
- *Key difference is that on pos. 80 only the left 3's are doubled, not all 3's*

#4vii, 3d Beaver, Major Re-entry, Pos. 47, *Example #2*

3d Beaver, pos. 47, orange red (#4ii) with blue 7 ring cancel

Terminology note: the various marks are NOT called “re-entries”. The plate has been “re-entered” just once, producing all the features so it is referred to in the singular, i.e. a re-entry, not plural.



#4vii, 3d Beaver, Major Re-entry, Pos. 47, *Proof copy*

Scan of major re-entry Pos. 47
downloaded from Ralph Trimble's
website www.re-entries.com

With thanks also to Ken Kershaw
for providing the proof

Area circled in black is another
variety



#4vii, 3d Beaver, Major Re-entry & Cracked Die, Pos. 47

“Cracked die”

Different than a “cracked plate” – which refers to a single plate position with a crack.

“Cracked die” occurs on the master die and is transferred to printing plate at different locations, visible on some but not all plate positions. Previously referred to as Boggs “transfer roll flaw”.

A special “Thanks” to Dr. Jim Watt for his explanation of this variety.



#4vii, 3d Beaver, Cracked Die

Michael Smith's article in the BNAPS "Pence – Cents" study group newsletter, for August 2022:

- *Subject was the "N-Flaw" observed in numerous locations*
- *Featured 14 proof scans from Pane A & 24 scans from Pane B*
- *All 38 scans showed the die crack to varying degrees from Beaver to PO*

*The actual shape of the crack is believed to follow the black line
(reference: www.flyspecker.com)*



#4d, 3d Beaver, Cracked Die, *Example #2*

#4d, 3d, Beaver, orange-red,
thin paper, "cracked die", line
from "P" of POSTAGE to beaver,
Hamilton U.C. JA 12 1853, b/s
Galt JA 12 1853



#4ii, 3d Beaver, Cracked Die, *Example #3, Mourning cover*



#4ii, 3d Beaver, cracked die, orange red with
blue 7-ring cancel, on mourning cover
postmarked Hamilton, SP 3 1853



#4iv, 3d Beaver, Major Re-entry,
Pos. 42



#4iv, 3d Beaver, orange red, on oily thin paper (0.027"), target cancel

#4, 3d Beaver, “Weeping Sun”, Pos. 50



#4, 3d Beaver, with “weeping sun” plate flaw, pos. 50, also with characteristic dot in “P” of POSTAGE, broken frameline in LL corner & frameline extension in UR, postmarked Toronto, Dec 30, 1853.

#7, 10d Jacques Cartier, Major Re-entry, Pos. 6



#7, 10d, Jacques Cartier, bright blue, major re-entry, pos. 6, tied by target cancel on cover to Ireland; cancelled SMITH FALLS UC NO 13, "8156", indicia error for 1856, various transit markings. RPSL cert# 61053 (1967) "genuine"

#7, 10d Jacques Cartier, Major Re-entry, Pos. 6



Pos. 6 features: line through ADA & OS

#7iv, 10d Jacques Cartier, Major Re-entry, Pos. 53




#7iv, 10d Jacques Cartier, blue, major re-entry, pos. 53, 4-ring cancel

#7a, 10d Jacques Cartier, Guideline



Left oval



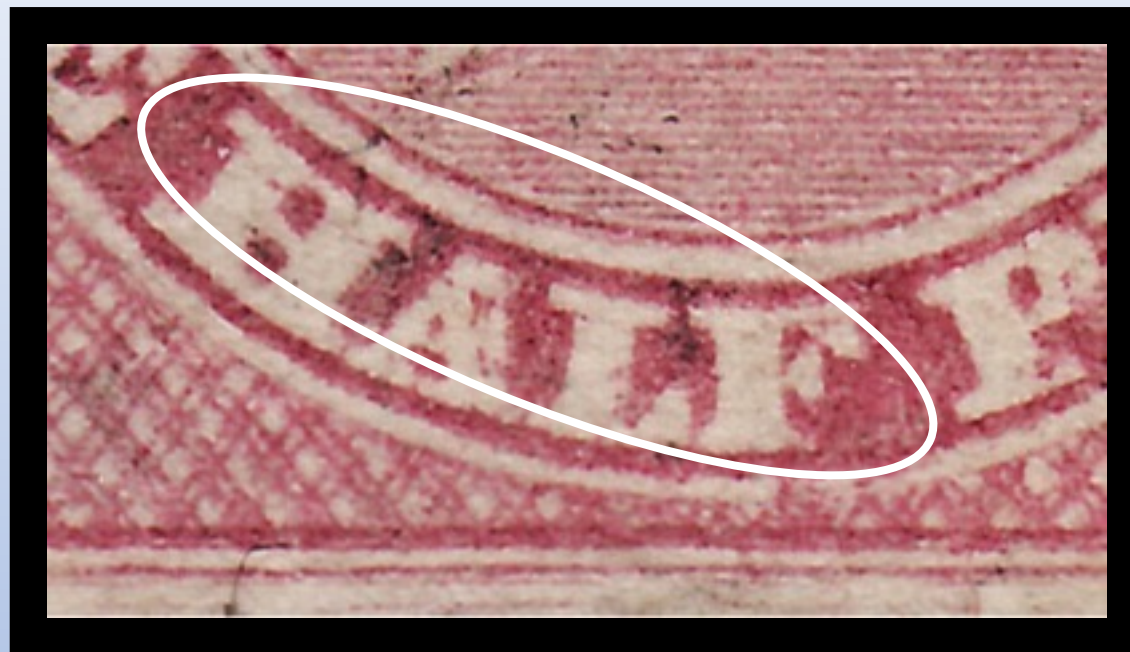
*Right oval,
artificial light*

#7a, 10d Jacques Cartier, blue, thick
opaque paper, 4-ring cancel

#8ii, ½d Queen Victoria, Major Re-entry, Pos. 120



#8ii, ½d Queen Victoria, rose, pos. 120



Interesting note: Printing plate for #8 was 12 rows x 10 stamps wide. This variety was in the LR corner of the plate, i.e. pos. 120. When this stamp was perforated in 1858 and became #11, the two left rows on the plate were removed so the stamps would fit the perforator; plate became 10 x 10. This same variety on #11 is at pos. 100. (Same applies to the 3d Beaver and the 6d HRH Prince Albert.)

#8, ½d Queen Victoria



*#8, ½d Queen Victoria, rose,
repaired & rebacked*



*According to dealer, it is
the only known 4-ring "48"
strike (Thorold, U.C.), rarity
factor: 10*

#8a, #8b, ½d Queen Victoria, Paper Varieties

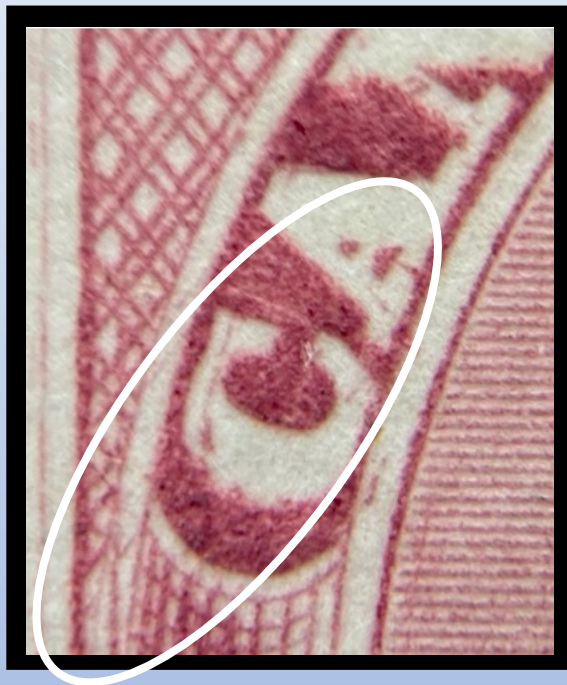


*#8a, ½d Queen Victoria, rose,
horizontally ribbed paper*




*#8b, ½d Queen Victoria, rose, vertically
ribbed paper, with VGG certificate*

#8Pi, ½d Queen Victoria, Specimen, Major, Pos. 58



#8b, ½d Queen Victoria, rose, major re-entry, pos. 58, vertically ribbed paper, SPECIMEN on India paper, VGG certificate

#11ii, ½d Queen Victoria, Major Re-entry, Pos. 70



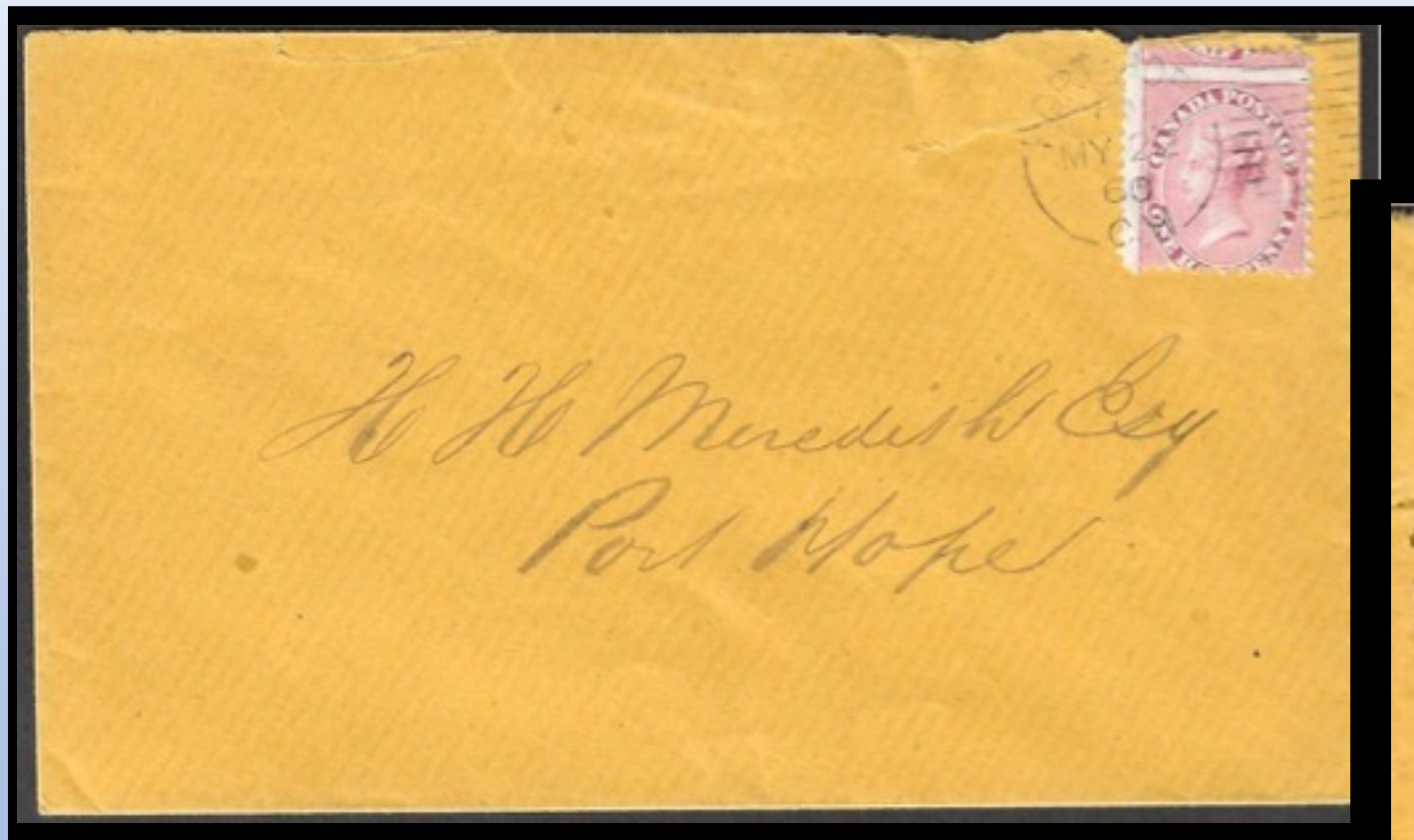
LL corner



"TAGE"

*#11ii, ½d Queen Victoria, Pos. 70,
light duplex cancel, thinned*

#11, ½d Queen Victoria, Misperf Variety



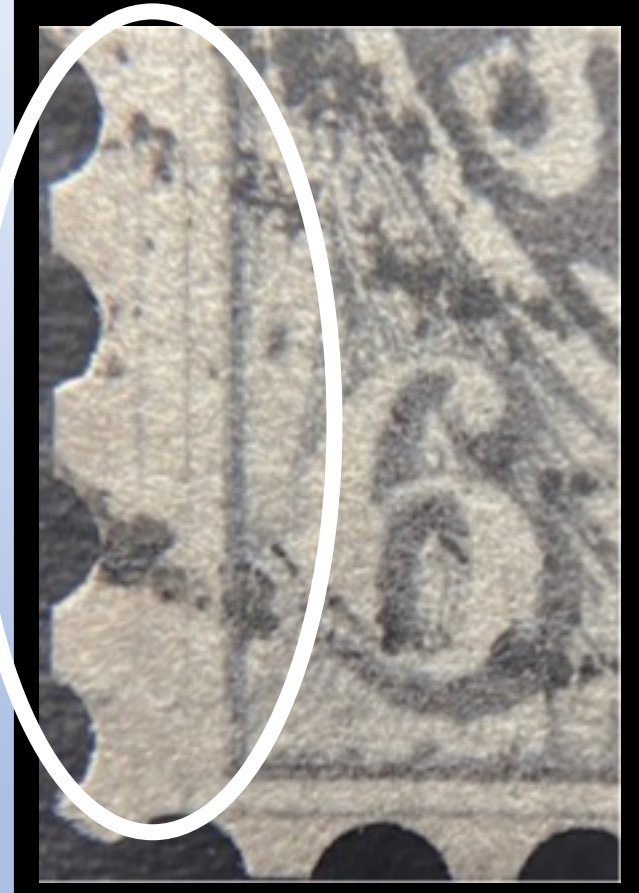
#11, ½d, Queen Victoria, paying drop letter rate,
used in decimal period Port Hope, MY 22/60



#13, 6d HRH Prince Albert, Fake



“Expertly re-perforated genuine #2, to look like the rare 6p perforated issue. This is on laid paper whereas #13 is on wove paper.”



Doubling of the margin line, LL corner

Ralph Trimble on www.re-entries.com says:
I discovered to my dismay that EVERY SINGLE stamp on the sheet ALL have the same doubled line in the lower left corner! Therefore, it's not really a collectable re-entry...the original die and then the transfer roll must have had this doubling, so every position that was entered also has it!

#13, 6d HRH Prince Albert, Fake



Terminology notes:

Forgery: Defraud collectors

Counterfeit: Defraud postal authorities

Fake: Genuine stamp altered to defraud collectors:

- *adding perfs, trimming perfs*
- *adding perfins, OHMS*

Reproduction: Copies of rare stamps, no fraud intended

“Expertly re-perforated genuine #2, to look like the rare 6p perforated issue. This is on laid paper whereas #13 is on wove paper.”

A special “Thanks” to Ken Pugh for his explanation of the terminology.

Thank you

Questions?

*To receive a .ppt version of this presentation (10 MB)
please email me at: arnie.janson@gmail.com*