
B
N
S

POSTAL STATIONERY NOTES

P
L
S
S
G

Volume 6, No. 4

September 1987

UPDATES TO THE ERP LISTMain List

This group of updates is from Pierre Gauthier, John Aitken, Horace Harrison, Robert Lemire and Winthrop Boggs (the EN2 as shown in his book - thanks to an observant John Aitken). Three ERPs are from Mike Dicketts, and here an apology is in order as the reports were received a long time ago and then mislaid.

P27 Dec. 13, 1916 (1)	P28a Apr. 6, 1915	P33 Jan. 4, 1918
P33b July 29, 1920	P38b Sept. 5, 1929 (1)	P84a June 17, 1954
P97b July 8, 1966	P99a Nov. 14, 1967	A26a Mar. 30, 1964
W14a July 29, 1930 (1)	EN2 Mar. 22, 1860	EN51a Dec. 9, 1939
EN53 July 7, 1938	EN59 July 27, 1951	EN63b Sept. 25, 1953
EN69b Apr. 1, 1954	EN73 (knife 2) Dec. 3, 1954	
EN82 July 10, 1964	EN84 May 15, 1967	EN92b Mar. 31, 1979
EN102c Jan. 31, 1979	EN108 Mar. 25, 1982	

(1) First report of a dated copy for this card

Railway View Cards

Several members have made an examination of fairly extensive collections of the railway cards, and the result has been the revision of dates for a substantial number of views. For this reason the updates have been grouped in the same way as the original listings for the cards.

Canadian Pacific RailwayCPR - Green Views

CPR3 Mar. 18, 1898 (4)	CPR4 Jan. 29, 1900
CPR4b Dec. 23, 1901 (3)	CPR5a June 23, 1900
CPR7a Dec. 31, 1901	CPR10a Aug. 14, 1900

CPR - Multicoloured Views

CPR-A37 Sept. 29, 1902 (2,4)	CPR-A39 Apr. 2, 1903
CPR-B35 Feb. 8, 1904 (3)	CPR-B43 Nov. 28, 1903 (4)
CPR-E42 Aug. 2, 1916	CPR-E46 Sept. 2, 1915
CPR-I38 July 28, 1915 (on P33c, die I) (4)	
CPR-J36 Aug. 3, 1917	CPR-J38 Mar. 24, 1917

* Postal Stationery Notes is the newsletter of the BNAPS Postal Stationery Study Group, *
 * and is edited by Robert Lemire. All information for the newsletter, and *
 * correspondence about the study group, should be addressed to Robert Lemire, Box 549, *
 * Pinawa, MB, Canada R0E 1L0. *

ERP Update CPR - Multicoloured Views (continued)

CPR-J47 Aug. 30, 1916 (4)
CPR-D44 Sept ? , 1916 (4) CPR-D46 Sept. ? , 1916 (4)
CPR-C44 Mar. 31, 1917 CPR-C47 Jan. 15, 1917
CPR-H42 June 23, 1917 (1) CPR-H44 Apr. 24, 1917 (1)

CPR - Sepia Views

CPR-A67 Oct. 4, 1918 CPR-A69 Nov. 6, 1919
CPR-A70 Nov. 3, 1917 CPR-A73 Dec. 4, 1917
CPR-A82 June 5, 1919
CPR-C77 Sept. 30, 1918
CPR-B68 Aug. 28, 1923 (2) CPR-B70 Aug. 2, 1922
CPR-B71 Sept. 28, 1923 (2) CPR-B81 June 1, 1922
CPR-F65 Dec. 28, 1922 CPR-F69 Sept. 28, 1922 (2)
CPR-F70 Mar. 5, 1923 CPR-F74 Mar. 3, 1923
CPR-F76 July 28, 1923 (2) CPR-F78 June 28, 1928 (2)
CPR-D70 Mar. 15, 1927 CPR-D71 Apr. 4, 1929 (1)
CPR-D78 Jan. 6, 1927 (3) CPR-D80 Mar. 28, 1925 (2,4)
CPR-D81 Nov. 22, 1926
CPR-E65 Oct. 3, 1927 (4) CPR-E66 Nov. 28, 1928 (1)
CPR-E68 Dec. 21, 1927 (1) CPR-E80 Dec. 13, 1927
CPR-G66 July 22, 1930 (5)

Grand Trunk Railway

GTR - the Victorian cards
GTR-B38 Apr. 20, 1901

GTR - 1904 views in sepia
GTR-C4a Sept. 29, 1905

GTR - the 1907 new views
GTR-D30 Aug. 30, 1907 (4)
GTR-D40a Aug. ? , 1907
GTR-D49 July 30, 1909

GTR - 1910 views in green
GTR-D8 Aug. 11, 1910 (3,6)
GTR-D29 June 2, 1911
GTR-D37 July 12, 1911
GTR-D55 Nov. 6, 1911

GTR - the 1912 views
GTR-D13 Nov. 11, 1912 (4)

GTR - 1914 series - views on P28a
GTR-E2 May 8, 1914
GTR-E9 Apr. 27, 1914 (4)

GTR - 1916 new views
GTR-G27 Jan. 8, 1917
GTR-G56 Nov. 13, 1916

GTR - 1920 new views
GTR-G15 July 29, 1920
GTR-G52 June 21, 1921

GTR - 1922 series on P34d
GTR-J15 June 21, 1922

Canadian National Railway

CNR first set - 1923
CNR-C1 Aug. 7, 1923

CNR - views on P40 - 1929
CNR-D5 Feb. 11, 1930

CNR - views on P48 - 1931
CNR-E2 Jan. 26, 1932

- (1) First report of a dated copy for this card.
- (2) Text date
- (3) Manuscript date

- (4) New earliest reported date for the set of views. If the date is also noted as a text date on a CPR view card, it is from a card with the earnings and expenses statement. These were almost invariably mailed within a few days of the statement date.
- (5) This card was first reported by Horace Harrison in PSN Vol. 3, pg. 2. It was not noted when the ERP list for this series of cards was first presented, and it is only now that we list the postmark date on this card.
- (6) This is the earliest date noted for a card in this series. However, because the card only bears a manuscript date, the date cannot be accepted as the ERP for the series.

Substantial thanks to Mike Sagar, John Aitken and Dick Staecker for an enormous amount of work in checking and photocopying material. Quite obviously these improve our knowledge of the railway view cards in several areas, and this kind of cooperation is an invaluable research asset.

Bill Walton

ROULETTED MIMEO CARDS PRODUCED BY BRITISH AMERICAN BANKNOTE CO.

EDITOR'S NOTE: This article is the result of the efforts of several members of the Study Group. The article was written by John Aitken on the instigation of George Manley. Several members made material available for John to study. Bill Walton made comments on a draft. Your editor then discussed the comments with John, and has incorporated changes the author felt were required (although some of the editor's biases may shine through). George Manley has submitted an article that describes both Post Office and private roulettes on Elizabethan cards and the figures below are based on those sent by George.

This article was prompted by the curiosity of George Manley who persisted in asking questions about any varieties of precancelled cards I might have in my collection. In attempting to appease him I mentioned some notes scribbled in my catalogue during a session with Bill Walton, Earle Covert and Robert Lemire at the 1981 BNAPS convention in Ottawa. This did not satisfy George. More questions followed, along with lists and photocopies. In order to make sense of it all I was forced to re-examine my collection and then material in the collections of Dick Staecker and Bob Furneaux. What follows is by no means complete. Nevertheless, it should allow other members of the Study Group to share in some of Bill Walton's splendid research and to look for new varieties for their collections.

Mimeo stock was used only for cards prepared to meet the third class (printed matter) rate. They were sold by the Post Office in two forms, as singles and in sheets of three cards rouletted between (3-on format, Figure 1). Mimeo rouletted cards were issued from the early 1930's until 1975. Regular stock cards with perforations or roulettes were prepared privately from "imperforate" sheet stock, and will not be discussed in this article.

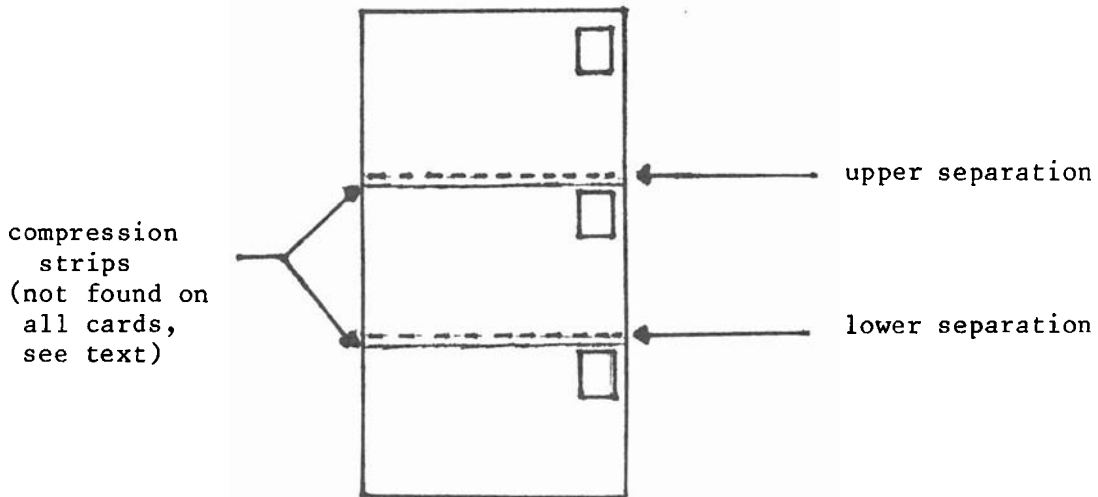


Figure 1

Briefly, here are my notes from Ottawa. British American Bank Note Company (BABNC) started producing the rouletted cards for the second time with the revised Karsh issue of 1960. There should only be two basic types of roulettes on BABNC cards, produced by either a litho-perf-rule or a light wheel. The former was taped onto the press while the printing was done. BABNC had a second sharper wheel that cut out more paper, and this was used on finished sheets of printed cards. It was also used on the Centennial Issue cards. The 1975 (6¢ Centennial) mimeo cards were printed five across and ten high before the sheet was cut up into singles and 3-ons.

These notes brought two questions to mind. First, was it possible to find more than one roulette for a given card. Second, was it possible to differentiate between the two methods of rouletting used by BABNC.

In measuring card roulettes I use a piece of coloured card 8 cm long. When possible I place it behind the roulettes so that they are highlighted and easier to count. (Lately I have found it necessary to add several reference marks to the card to give my eyes a resting point while I am counting.) I place one end of the measuring strip between two of the roulette projections and count the number of projections (to the nearest 1/4) in the 8 cm length.

Traditionally the gauge of a roulette is described by the number of cuts in a 2 cm length. This may be reasonable for a stamp, but if roulettes on post cards are reported in this manner, information concerning small but meaningful differences can easily be lost. Therefore, in the table below, the number of roulettes in 8 cm of the upper separation of the 3-on strip is noted first, followed by the number of roulettes in 8 cm of the lower separation. The number of cuts in 2 cm is given in parentheses. A dash indicates no roulettes. Because the cards were sometimes separated by cutting rather than by pulling apart (using the roulettes) it is not always possible to establish the sheet position of a card from the absence

BABNC ROULETTED CARDS

Webb #	card ⁽¹⁾ condition	roulettes in 8cm	roulettes (in 2cm)	Figure	comp. ⁽²⁾ type	rouletted from front or back
P91c	3-on	47/47	(11.8/11.8)	2	top	back
	3-on	50/50	(12.5/12.5)	2	top	back
	cut	-/50	(- /12.5)	2	?	back
	pull	49/-	(12.3/ -)	2	top	?
P94c	3-on	46/46	(11.5/11.5)	2	top	back
	cut	46/-	(11.5/ -)	2	top	back
	3-on	49/49	(12.3/12.3)	2	top	back
	pull	-/49	(- /12.3)	2	?	?
P94f	3-on	48.5/48.5	(12.1/12.1)	2	top	back
	pull	48.5/ -	(12.1/ -)	2	top	?
	pull	48.5/48.5	(12.1/12.1)	2	top	?
P94j	pull	48.5/ -	(12.1/ -)	2	top	?
	pull	26.5/ -	(6.6/ -)*	5	---	front
P99b	cut	22.5/ -	(5.6/ -)	3	top	back
	cut	26.5/26.5	(6.6/6.6)*	5	---	front
P107e	cut	22.5/ -	(5.6/ -)	3	---	back
P102c	3-on	48.5/48.5	(12.1/12.1)	2	top	back
	cut	- /48.5	(- /12.1)	2	?	back
	pull	48.5/ -	(12.1/ -)	2	top	?
	pull	- /48.5	(- /12.1)	2	?	?
P109b	3-on	31.5/31.5	(7.9/7.9)	4	---	front
	cut	- /31.5	(- /7.9)	4	---	?
	3-on	48.5/48.5	(12.1/12.1)	2	top	back
	cut	48.5/ -	(12.1/ -)	2	top	back
P104g	3-on	50/50	(12.5/12.5)	2	bottom	back
	pull	50/50	(12.5/12.5)	2	bottom	?
	pull	-/50	(12.5/ -)	2	bottom	?

(1) Some 3-on strips were available for study. Several single cards were separated (pulled) from the strip at the roulette, others were cut from the strips (e.g., using scissors).

(2) top: compression strip at top of middle or bottom cards of 3-on
 bottom: compression strip at bottom of top of middle cards of 3-on

* can appear as 53 roulettes in 8 cm or as a mixed roulette (see Figures 5 and 6)

of roulettes on one edge. However, with the BABNC cards I have yet to find different top and bottom roulettes on a single 3-on, though this does occur on a number of Canadian Bank Note Company rouletted mimeo cards.

When I began checking the single cards it quickly became obvious that nearly all the BABNC rouletted mimeo cards came with more than one roulette variety, although many of the differences were small. Some of the different types are shown in Figures 2-4. Figure 2 shows a roulette that is representative of roulettes ranging from 11.5 to 12.5 in 2 cm. More study would be required to distinguish these types or prove they are all of one type. A problem surfaced with the discovery of apparently compound roulettes on copies of Webb P94j and P99b (Figure 5). However, further examination, with the help of complete 3-ons, has provided a solution (described below) as well as an answer to the second question.



Figure 2: 8 cm segment (enlarged), rouletted 11.5 - 12.5



Figure 3: 8 cm segment (enlarged), rouletted 5.6




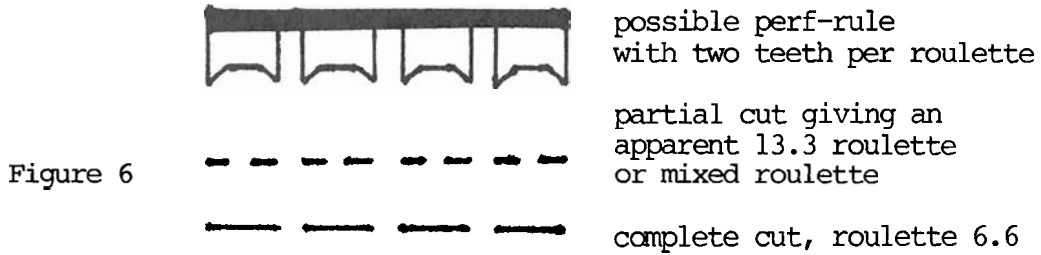
Figure 4: 8 cm segment (enlarged), rouletted 7.9



Figure 5: 8 cm segment (enlarged), rouletted 6.6 (apparently compound)

I first noticed that most of the cards have a 2mm wide strip of compression at the top of the middle and bottom cards of the 3-on. This point is most important. A similar compression is found on the reply cards which are not rouletted, but do have a crease mark where they should be folded. Furthermore, most of the rouletted cards with the compression strip are rouletted from the back. It appeared unlikely that a perf-rule attached to the press would roulette the cards from the back. Therefore, it seemed probable that the compression strip could come from the procedure used to hold the cards while they were being rouletted with a wheel.

The few cards without the compression are either the top card of a 3-on or, in two of the three cases, they have compound roulettes. Closer examination showed that the latter were rouletted from the front, and that the compound roulettes were caused by incomplete or shallow rouletting by a two-pointed roulette tooth (Figure 6). Thus they are not really compound at all. It seems probable these were done by a litho-perf-rule.



At least from the cards I examined, those rouletted by the wheel after printing appear to be far more prevalent than those from the light wheel. I would be pleased to hear of any other findings (or reports can be sent to the editor of PSN).

John Aitken

THE CHRISTMAS SEAL CARDS

Editor's Note: The continuation (from PSN, Vol. 6, pg. 24) of George Manley's listing of the Christmas seal cards. The cards noted below were used as a "second reminder" that money for the seals had not yet been received.



A

B

2ND REMINDER NOTICE - UNDATED

<u>Webb</u>												
<u>No.</u>	<u>Colour</u>	<u>Description</u>	<u>Type</u>	<u>AB</u>	<u>BC</u>	<u>MB</u>	<u>NB</u>	<u>NS</u>	<u>ON</u>	<u>QC</u>	<u>SK</u>	
<u>K.G. VI 1ç (1950)</u>												
P66e	green	It's not too late! - perforated note	A						x			
<u>K.G. VI 2ç (1951-1954)</u>												
P75d	blue	It's not too late! - perforated note	A	x			x		x			
P75a	green	It's not too late! - flag	B				x					*(1)
P75d	red	But it's not too late - railway station	C						x			
<u>Q.E. II 2ç - 1st Karsh Issue (1954-1959)</u>												
P83a	red	It's not too late! - perforated note	A	x								
P83c	green	Just in case - man	D						x			
P83a	green	Easy to Forget -chair	E	x(2)								*
P83c	blue	Dear Folks: - manuscript	F						x			
P83a	red	Remember to send - memo pad	G		x				x			
P83a	black	It's <u>easy</u> to forget - boy's face	H	x					x			
P83c	black	It's <u>easy</u> to forget - boy's face	H						x	x		
<u>Q.E. II 2ç - 2nd Karsh Issue (1960-1963)</u>												
P91a	red	It's not too late! - perforated note	A						x			x
P91a	red	Remember to send -memo pad	G						x			
P91a	maroon	Do you know for sure?	I	x								
P91a	red	There is still time - clock	J						x			
<u>Q.E. II 3ç on 2ç (1964)</u>												
P96a	red	There is still time - clock	J				x		x			

NOTES: x card in English reported or in my collection
* card in French reported or in my collection

- (1) cut square in French (blue)
(2) colour not reported

GENERAL REMINDER NOTICE - UNDATED

Webb No.	Colour	Description	Type	AB	BC	MB	NB	NS	ON	QC	SK
Q.E. II 2¢ - 1st Karsh Issue (1954-1959)											
P83a	blue	Buy Christmas seals/ Secondez l'oeuvre	K	x							
Q.E. II 2¢ - 2nd Karsh Issue (1960-1963)											
P91a	green	Buy Christmas seals/ Secondez l'oeuvre	K	x							
Q.E. II 3¢ on 2¢ (1964)											
P96a	blue	Between you .../Entre nous - memo	L	x							



C




D



E (English)



E (French)



F

CHRISTMAS SEALS FIGHT TUBERCULOSIS ALL THE YEAR ROUND

MEMO

Remember to send my contribution for Christmas Seals

+

The mailing Address is
HASTINGS COUNTY TUBERCULOSIS ASSOCIATION
 c/o The Bank of Nova Scotia, Box 102,
 Sydney, Ontario
 Telephone: Wainfleet 2-2185

If yours is in the mail we thank you

*It's easy to forget
 but Christmas Seals
 help protect us
 from tuberculosis*

Are you sure you will remember to mail your contribution?

HASTINGS COUNTY CHRISTMAS SEAL ASSOCIATION
 P.O. Box 102,
 Sydney, Ontario
 Telephone: Wainfleet 2-2185

If yours is in the mail we thank you very much!

H

There is still time...

to mail your Christmas Seal Contribution.

*Every dollar counts in the fight against TB,
 the Number One Contagious Killer.*

+

TUBERCULOSIS CHRISTMAS SEAL COMMITTEE
 c/o Bank of Montreal,
 2 King Street W.,
 Toronto, Canada

If Your Contribution is in The Mail, We Thank You

J

Do you know for Sure?

You can check for TB, lung cancer and enlarged heart quickly with the x-ray.

Christmas Seals, in co-operation with the provincial Department of Health, provides these x-rays last year for

174,480 Alberta people
2,888 abnormalities were found:
 TB, lung cancer, heart irregularities

A CHEST X-RAY is the smartest thing you can have to protect yourself - and those close to you

Your Christmas Seal contribution will be welcome at:

TUBERCULOSIS CHRISTMAS SEAL COMMITTEE
 Chesson Club of Edmonton,
 7020 107th Street,
 Edmonton, Alberta

If yours is in the mail we thank you

Memo

Entre nous... **+** Between you and me...

avez-vous oublié d'envoyer votre contribution pour les Seals? **Did you forget to mail your contribution for Christmas Seals?**

Etiez-vous absent? **Was away?**

Mélangé? **Still thinking it over?**

Voire contribution aidera à combattre la tuberculose et les maladies pulmonaires. **Your contribution will help us to fight tuberculosis and other pulmonary diseases.**

Si nos lettres ne sont arrivées dans le courrier, nous vous en remercions. **If your letter has passed this in the mail, we thank you very much.**

L

BUY CHRISTMAS SEALS FIGHT TB

+

Your contribution will help and be welcomed by the Tuberculosis Association.

Thank you

*Adieu à ces timbres
 C'est en leur nom
 luttant il sera.*

**Secouez l'oevre
 du timbre de Noël**

+

K