

# THE BNA PERFORATOR

Published by the British North America Philatelic Society – The BNA Perfin Study Group

Volume 37 Number 1

February 2016

Whole Number 145

Editor's Post: As you will know I have been circulating some articles by email without waiting for enough material to make a complete issue. I won't repeat the reasons I gave at the time for doing this; suffice to say I haven't received any complaints. The other thing that I have started to do when circulating something to the Study Group is to use the "blind copy" feature of email. In this way recipients do not see who else is getting the same email. While this protects privacy, it limits the distribution of any comments on an issue or article to solely me, and, if I am to pass them along, again to use the "blind copy" feature.

There is a way to avoid this and that is for Study group members to agree that their email address, or at least the one they use for their philatelic interests, can be shared with other members. In this way one can use the "reply all" feature and share their thoughts and questions with everyone.

I am going to assume that individuals have become members of the Study Group in order to participate and will revert to the practice of making the email list visible. IF YOU DO NOT WANT YOUR EMAIL ADDRESS SHARED IN THIS WAY, PLEASE LET ME KNOW. You will continue to receive your copy of the newsletter and those other items that are distributed between issues.

§ The once in 10 Year World Stamp Show will be held in New York City from May 28th to June 4th. I am planning to attend the first few days of the show and for some of that time at least may be at the booth

Canada and the Royal Philatelic Society of Canada. If you are planning to attend, hopefully we can connect for a coffee and some conversation.

§ The number of issues mailed through Canada Post continues to slowly shrink; 10 to Canada, 3 to the USA and 3 internationally. There are 63 members on my email list bringing the Study Group membership total to 79. The last few issues of the newsletter have fit into #10 envelopes which has kept the cost of postage down. While postage costs are reducing, printing costs are going to go up. I am fortunate in being able to use our office printer but as of January 1 the cost of a black and white copy has double to 2¢ a page. The cost of a colour page has remained at 10¢. Cost of this issue is \$16.00 for printing and \$22.54 for mailing (10@ \$0.85, 3@\$1.20 and 3@\$2.50 + HST) for a total of \$38.54.

§ Our Study Group bank balance is very healthy—Barry reports the December 31st, 2015 balance at \$3347.26. Donations and particularly the contributions from Bob Szymanski's auctions are the reasons.

§ Members who receive the newsletter through the mail please note the final entry in the list of updates to the 5th edition of the CSPI on page 4. Addendum J, a list of perfined revenues is now available. If you wish to receive a copy please let me know and I will send it under separate cover.

§ We welcome a new BNAPS member to the Study Group—Ron Pazdzeirski of Kelowna BC.

## Secretary Treasurer

Barry Senior

4 Whiteway Place

Clareville NL A5A 2B5

## Editor

Jim Graham

2 Grandview Drive

Dartmouth NS B2W 1X5

## 08 and 09 OH/MS Fakes

eBay can be a wonderful source of material for our Perfin collections but when it comes to those rarer issues of 08 and 09 OH/MS perfin it is very much buyer beware. Here are two examples of what I mean.



Fig 1




Fig 2

This MLH OCE1 in position 2 was on offer. While these Air Mail Special Delivery issues are not in themselves particularly scarce, one with a position 2 pattern is. The Tremblay position check list only identifies the more common

positions 1 and 3. The 5th Edition (1972) of the Roy Wrigley catalogue of Canadian Perforated and Overprinted Officials does list this position (although it uses the original system and is listed as "position E"). This fact may give one hope. Alas, it is not to be as a little work with Adobe Photoshop will show.



Fig 3

Figure 3 shows the reverse of the stamp (converted to black and white) with the Perfin pattern holes colored in red




Fig 4

Figure 4 is the filled in pattern copied from the stamp



Fig 5

Figure 5 shows the pattern from the OCE1 overlaid on the 09 pattern from the 5th edition CSPI. When the holes on the "S" are aligned as closely as possible, the other 3 letters are not.



Fig 6

Figure 6 is a copy of the 20¢ value from the 1927 Confederation issue (enlarged) and was also listed on eBay. Again Adobe Photoshop demonstrates that it is not a genuine 08 Perfin pattern. Figure 7 (enlarged) shows the patterns from the stamp overlaid on the 2 of the die proofs from Addendum "H" of the 5th edition of the CSPI, with the "O" aligned as closely as possible. In this instance the matching not only shows the pattern doesn't overlay properly on the full pattern but also that the spacing between the complete and the partial pattern is too wide.

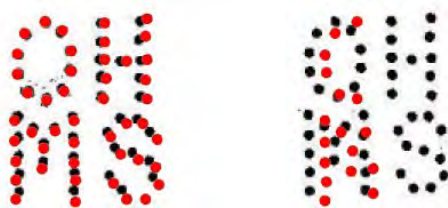


Fig 7

#### Pattern Identification

Kyle Taylor sent along the scans in Figures 8 and 9. To his eye the pattern looked like New York Central Railroad pattern N31 and not the N30 pattern for which the 5¢ Wilding is already known. Figures 10 and 11 show the pattern from Kyle's stamp overlaid on the 2 different patterns which have been copied from the 5th Edition. While neither is a perfect match, it most closely fits the N31. (images are enlarged)



Fig. 8



Fig. 9





Fig. 10 N30



Fig. 11 N31

1<sup>st</sup> January 2016 changes to the 5<sup>th</sup> Edition of the Canadian Stamp with Perforated Initials.

5.B.3	B13	Add stamp number <b>FWT9</b>
5.B.4	B16	Add stamp numbers <b>10-231</b> and <b>10-232</b>
5.C.6	C19	Add stamp number <b>236</b>
5.C.7	C21	Add stamp number <b>FX40</b>
5.C.7	-	Add stamp number <b>C9</b>
5.C.12	C34	Delete stamp number <b>FWT19</b>
5.C.16	C46	Add stamp numbers <b>586, 588</b> and <b>590</b>
5.C.17	C50	Add new perfin

C50		C.P. CURRAN PRINTING COMPANY		
		SAINT LOUIS MO	-	-
		CPC	-	CA US
		-		
A				
FCD3				

5.E.1	E1	Add stamp number <b>FWT8</b> and delete <b>Inland War Tax</b>
	E2	Add stamp number <b>FX39</b>
5.E.2	E8	Delete stamp number <b>FCD5</b>
5.G.3	G13	Add stamp number <b>FWT2</b>
5.G.6	G21	Change EARLIEST POSTMARK from 1921/07/20 to <b>1921/01/17</b>
5.I.5	I12	Add stamp number <b>FWT10</b> and delete <b>Inland War Tax</b>
5.K.1	K1	Add stamp number <b>166</b>
5.M.2	M10	Add stamp number <b>FWT10</b>
5.N.2	N8	Add stamp number <b>350</b>
5.N.8	N29	Add stamp number <b>89</b>
5.P.4	P14	Add stamp number <b>FX3</b> and delete <b>1915 Excise</b>
5.S.1	S3	Add stamp number <b>FX36</b> and delete <b>1915 Excise</b>
5.S.2	S5	Add stamp number <b>NL145</b>
5.W.2	W5	Change second 461 to <b>461i</b>
5.W.4	W13	Add stamp number <b>5-104D</b>
H.3	C5	The 3rd line (Die 1 to 7) was in upside down. It is now correct.
I.3		Add 2 new items , both B16 in Montreal 10 BT
I.4		Add 104-D to Toronto 3 W13 WR/Co
J.1-J.4		Add new <b>Addendum J REVENUES via Revenue Numbers</b>

I have a fairly large RCMP collection involving 8 collecting areas. Stamps, coins, die cast vehicles (80), toy soldiers (300), action figures, souvenir knives (160) and dolls. Virtually anything a child would have played with, all related to the RCMP, pre licensing. I've been working on documenting all the areas, with one of my primary focus right now on stamps.

I started collecting stamps / covers back in the 70's and had a fairly complete Canadian collection back to the 1920's. I re initiated my interest here a couple of years ago. I have most of the FDC's that are available, even in the #223. Plus a hundred or so other related covers. For the more rare items, i.e. The broken leg variety and the 1973 uncut sheet of overprints, I've been working with another collector out here who has those items and has allowed me to photograph them.

I have original post office posters for the 1935 stamps, a 1938 Canadian magazine with an article in it call "Fortunate Flaws" that first identified the 1935 Mountie broken leg variety, plus several others. And a host of other supporting material.

My objective is to document the collection and make that information available to other collectors. It will also serve as a reference for the RCMP museum in Regina. They have a very small collection of what I have, but very little supporting literature.

I don't expect the book to be a big seller, but it's something I've been working on now for close to 15 years. With self publishing now so popular, the cost of producing something like this has become reasonable.

Perfins is one area in which I am very weak. I have 7 varieties, but they are hard to find and don't show up on Ebay very often. To complete the book I would like to show a page with a listing of all the Mountie stamps that have perfins. Although the listing is informative, having pictures of the actual perfin makes it a lot more interesting. Especially to those collectors who may not know what each marking represents.

*Scans of RCMP covers with OH/MS perfins and/or scans of private company covers with perforated #223's would also augment Ray's efforts. He can be reached at dudleydr@telus.net. Editor*

---

## What is this?

Barry Senior along the scans below. Gary Tomasson does not believe this a Perfin. Ron Whyte agrees and thinks "the S is from a letter punch like Ed Neumann of Hope B.C. used for his [EN] initials." Do members have other ideas to share?






Figure 1 shows an Airmail cover mailed on April 15<sup>th</sup>, 1932 from Vancouver to Vienna Austria. The cover is franked with a pair of 2 cent King George V definitives from the 1930 Leaf series ((green, die 1, Scott 164) and a 6¢ air mail issue (the first 1932 6¢ overprint of the original air mail issue, Scott C3). The 10¢ paid the required postage per ½ ounce in effect beginning July 1st, 1931. Note the envelope has the previous rate which was introduced in 1927 (Figure 2).



Fig.1



Fig.2



Fig.3

This cover has a clear circular postmark VANCOUVER - BRITISH COLUMBIA - APRIL-15-1932 + markings of "VIA AIR MAIL" & a boxed purple "Air Mail" handstamp. On the back is a detail of approval from the P.O. for the envelope to be used for "Air Mail Only" and a full address of the sender, who lived in the Kitsilano area of Vancouver at Dunbar Street & 6th Avenue (Figure 2).

The pair of 2¢ stamps have the Perfin of the Workman's Compensation Board of British Columbia (Figure 3). Both stamps have a few perfs torn off at the bottom and selvage paper at the top. The Perfins are well centered and in position 7. The 6 cents airmail overprint was issued on of February 22 1932 making this a fairly early usage of the stamp

The question is "was the cover officially used by a representative of the Workman's Compensation Board or were the 2 perfined stamps used for personal purpose?"

In favour of official use, the first airmail issue reported perfined by the WCB is the 6¢ War issue from July 1942 and so no appropriate perfined issue was available for use. Also there are cover examples of WCB representatives' addresses from many towns in British Columbia (Figure 4). Finally the recipient's address and most of the return address are typed rather than hand written which might suggest it was done in an office rather than a home. On the other hand such covers are usually identified as WCB (Figure 4) are not know from Vancouver and with the exception of the 2 perfined stamps, nothing about the cover to suggest is "official".




Fig. 4

There are 25 different corner cards, post cards and plain envelopes with information on the back flap in the list below and, there may be more to add. The Archive Association of Ontario website (<http://www.archeion.ca/maclean-publishing-company-limited>) has a short write up on Maclean's Publishing and mentions a number publications for which covers with the J3 Perfin have not yet turned up: These are

The Canadian Grocer

Busy Man's Magazine (renamed Maclean's Magazine)

Plumber and Steamfitter

The Power House

Mayfair

Chatelaine

Where I have a scan of an exact duplication of a masthead, I have used the earliest date and listed the later date (LRD) in the column with the stamp. I will update the list as new information is available is made available to me. You will also note a couple of black and white scans. If you have these items in your collection I would appreciate colour scans and if you do not have a scanner I would be happy to do that and return the covers to you.

My sincere thanks to Michael Behm, Bob Szymanski, Gary Tomasson and Jack Brandt for taking the time to forward their contributions to the list.

MASTHEAD	CANCEL DATE	
Return to THE MACLEAN PUBLISHING CO., Limited 143-149 UNIVERSITY AVE., TORONTO, CANADA. Branches: Montreal - Winnipeg - Vancouver - London, Eng.		 LRD JUL 21 1916
Return to THE MACLEAN PUBLISHING CO., Limited P. O. BOX 368, TORONTO, CANADA. Branches: Montreal - Winnipeg - Vancouver - London, Eng.		
Return to THE MACLEAN PUBLISHING CO. 143-153 UNIVERSITY AVE., TORONTO, CANADA P. O. BOX 368 Branches: Montreal-Winnipeg-Vancouver-London, Eng.		
THE MACLEAN PUBLISHING CO., Limited TORONTO, CANADA		
THE MACLEAN PUBLISHING CO. LIMITED MONTREAL TORONTO WINNIPEG, LONDON, ENG.		
Post Card		



<p>THE MACLEAN PUBLISHING CO., 143-153 UNIVERSITY AVENUE TORONTO</p>		
<p>THE EDITOR, Bookseller and Stationer, 143-153 University Ave., TORONTO.</p>	<p>UNUSED POST CARD</p>	
<p>BOOKSELLER AND STATIONER MONTREAL TORONTO WINNIPEG P. O. BOX 368, TORONTO CANADA</p>		
<p>DRY GOODS REVIEW 143-153 University Avenue TORONTO, CANADA</p>		
<p>Printer &amp; Publisher 143-153 University Avenue Toronto, Can.</p>		
<p>THE FARMER'S MAGAZINE Montreal: Toronto: Winnipeg: Vancouver Publication Office: 143-149 UNIVERSITY AVE., TORONTO, CAN.</p>		
<p>FARMERS' MAGAZINE Canada's National Farm Magazine 153 University Avenue P.O. BOX 368 - TORONTO, CANADA</p>		
<p>HARDWARE AND METAL Montreal: Toronto: Winnipeg: Vancouver Return to P. O. BOX 368 TORONTO, CANADA</p>		
<p>HARDWARE AND METAL Montreal Toronto Winnipeg Vancouver Return to P. O. BOX 368 TORONTO, CANADA</p>		



<p>from <b>Hardware &amp; Metal</b></p> <p>Member A. B. C.      Canada's only Weekly Hardware Paper      Member A. B. P.</p> <p>143 University Ave., Toronto, Can.</p> <p>To <b>Meakins &amp; Sons.</b></p> <p><b>Hamilton. Ontario.</b></p> <p>A. 9, 4 M. 8-25</p>		
<p><b>CANADIAN FOUNDRYMAN</b> AND <b>METAL INDUSTRY NEWS</b></p> <p>Montreal: Toronto: Winnipeg: Vancouver</p> <p>Return to 143-149 UNIVERSITY AVENUE, TORONTO</p>		
<p><b>CANADIAN MACHINERY</b> MANUFACTURING NEWS</p> <p>Montreal Toronto Winnipeg Vancouver</p> <p>Return to 143-149 UNIVERSITY AVENUE, TORONTO</p>		
<p><b>CANADIAN MACHINERY</b> MANUFACTURING NEWS</p> <p>Montreal Toronto Winnipeg Vancouver</p> <p>Return to P. O. BOX 368 - - TORONTO, CANADA.</p>		
<p><b>THE FINANCIAL POST</b> OF CANADA</p> <p>Montreal: Winnipeg: Vancouver: London,</p> <p>Publication Office: 143-149 University Avenue, Toronto, Canada.</p>		
	<p>POST CARD</p>	
<p><b>The Spectator</b></p> <p>Hamilton, Canada</p>		
<p><b>MACLEAN'S MAGAZINE</b></p> <p>Montreal; Toronto; Winnipeg</p> <p>P. O. BOX 100. TORONTO, CANADA</p>		

<p>ENVELOP BACKFLAP</p> 	 <p>LRD JUN 11 1914</p>	
 <p>ENVELOP BACKFLAP</p>		
		 <p>POST CARD</p> <p>LRD JAN 16 1916</p>