

# THE BNA PERFORATOR

Published by the British North America Philatelic Society – The BNA Perfin Study Group

Volume 33 Number 2

June 2012

Whole Number 135

Editor's Post:



It is with sadness and regret that I begin with the news of the deaths of three of our Study Group members. Bruce Holmes, a member since 1985, passed away in Halifax last December at the age of 69. His particular interest was in the OHMS 08 pattern. On March 10<sup>th</sup> Steve Koning, our long time Secretary Treasurer, died in Prince Edward County Ontario after a brief illness. Steve joined the Study Group in 1987 and assumed the duties of Secretary Treasurer in 1993. He held this office until late last year. Steve was particularly supportive of my efforts as your Editor and his advice and council is missed. Steve was 75. And on April 21st, at the age of 87 John Arn passed away in Colbert , Washington. He was an accomplished collector, exhibiting around the country and internationally, and won numerous awards- including several "Golds." He started *The Corgi Times* , the publication of the BNAPS Elizabethan II Study Group.

I received some feedback on the inclusion of email addresses on the Study Group membership list in the last issue expressing the idea that **"most philatelic groups believe that addresses and URLs of its members are private. They do not show them to the general membership unless the member agrees beforehand. Why can't the Perfins Study Group adhere to this policy?"** Certainly this is the BNAPS policy but it really didn't occur to me that this would or should apply to one of its many Study Groups, which by their very nature are not the "general" membership. Study Groups are made up of individuals who share an interest in a particular aspect of BNAPS philately and the adopted purpose of the Perfins Study Group - "to encourage our hobby by the exchange of information". The internet is a wonderful tool for doing just that. My apologies to anyone who would have preferred not to have had their email address included on the membership list and do let me know so that the next time the membership list appears the mistake will not be repeated.

The cost for February's Issue #134 was \$202.07, \$61.79 for postage, \$119.60 for printing and \$20.68 for labels and envelopes [which will last for a couple of more issues]. The lower printing costs was attributable to the larger than usual number of black and white pages. Members have really stepped up with email addresses which has reduced the number of required printed copies to 27. The costs for this issue, #135, were lower than the last made up of \$50.89 for postage and \$93.15 for printing for a total \$144.04 We distributed 21 in Canada, 4 to the USA and 2 to international destinations. Barry reports he received \$20.00 from Art Taylor in Australia [via PayPal] and \$89.68 from Bob Szymanski from sales of Steve Koning's material to date. We are getting half of the 10% fee that Bob collects for the Perfins Club. The "ins" minus the "outs" leaves a balance of \$438.51

There was very little feedback from the membership on how we should proceed in the face of dwindling financial resources. Two members, John Perry-Hooker and Michael Dicketts, who receive printed copies through the mails have written and offered to pay to continue receiving The Perforator. And as mentioned above, Art Taylor in Australia already has done just that. Kerry Bryant has suggested a 2 tier fee structure with a higher amount for those wishing to receive a printed copy. The Perfin Society in the UK has adopted this method. A special thanks goes out to David Coath in Australia who has volunteered to print and mail a copy to member John Amiet who is not "on the net".

There are a few corrections, additions, etc. to the membership list much of which was caused by my poor typing and editing skills. The changes are noted on page 10. Derek Smith is not a Study Group member but the Topics Centerline Editor and as such receives a complementary copy. Robert Dedecker is also on the membership list but he is also on the complementary list as Editor of *Timbre Perforeé*, France's perfin handbook.

Finally we welcome a new member to the Study Group, George Lafontaine. George's special interest is all aspects of the War Issue, which of course includes perfins.

In the last issue of The Perforator, I sought input from members to questions relating to the perfin pattern P14, specifically whether any stamps post the Scroll issue existed carrying this pattern. Disappointingly, I did not receive a single response, not even negative replies. This may have been due to confusion over my email address which for future reference is

[ken@whiskyminiatures.com](mailto:ken@whiskyminiatures.com).

Obviously this lack of input did not help my research project but through the kind advice of one or two friends, together with reference to my own collection, I have been able to identify and confirm that the listed in the Table opposite, dated subsequent to the Scroll issue, carry the P14 pattern: We would obviously be very pleased to receive details of any further records of stamps members may have in their own collections which meet the criteria.


| CONFIRMED     |          |
|---------------|----------|
| Regular Issue | Revenues |
| 170           | SE6      |
| 190           | SE6a     |
| 196           | SE7      |
| 107           | SE7c     |
| 199           | SE8      |
| 201           | Se8a     |
|               | SE8c     |

| REPORTED BUT UNCONFIRMED* |            |
|---------------------------|------------|
| Regular Issue             |            |
|                           | 173        |
| 162                       | 174        |
| 163                       | 175        |
| 164                       | 195        |
| 165                       | 199        |
| 165a                      | Revenues   |
| 166                       | SE17       |
| 167                       | SE19 or 20 |
| 168                       | SE22       |
| 169                       | SE23       |
| 171                       | Se24       |
| 172                       |            |


During this period of time I was delighted to hear from Dave Hannay, who kindly referred me to an article written in 1985 by David Harding, published in Vol. 6 No 2 of The Perforator, which showed different patterns of the P14 [then P10]. Here is the article:

#### Province of Saskatchewan

In my article in the November 1982 issue of the Perforator, I referred to the shifted pin variety found in the P 10 perforator, which produced 3 of the holes at the top of the "P" in a straight line rather than an oval and has been referred to P14b as shown below.



Jon Johnson had reported earlier that the variety was constant and could be found in settings 2, 3 and 5 in a row of 10 impressions, which he found through a recreated plated sheet of Saskatchewan Power Commission revenues issued in 1929. I have also examined a similar recreated sheet and found that setting 3 has the holes in a perfect straight line while settings 2 and 5 are almost but not quite so, as illustrated:



155 - one straight line, one almost

R62 - one almost straight, one normal P10

Theoretically it should be possible to have identical collections for P10 and P 10b from the Admirals through Confederation, Historical, Scroll and Arch issues to the latest known issue of Cartier (#190). However P10b seems to be more elusive, no doubt due to the fewer numbers created. My collection includes the variety only on nos.105, 107, 109,110, 112, 118, 141, 144, 146, 147, 150, 152, 155 and 156 in addition to the SPC revenues R62 and R64.

As David Harding suggested, theoretically it should be possible to accumulate 2 copies of each stamp carrying the P14 pattern, one with the normal P14 pattern and one with the variant "straight line P" punched by one Die 2, Die 3, or Die 5 of a 10die machine or P14b [identified in the article above as P10b]. Checking my own collection I have 43 stamps carrying the P14 pattern and 11 stamps with the P14b. We would be pleased to hear if members have any further examples of this variety

Gentlemen, please honour us with a good response.

## A Pricing Guide for Canadian Private Perfinned Stamps

Kerry Bryant

*Long fascinated by private perfinned stamps, but also puzzled that comprehensive pricing did not exist, the author set out on an 18-month project to determine if a price guide could be created and if so, compile a credible model. It all started with a little brown bag...*

### **Discovering Private Perfins...**

One day a family friend stopped by our house for a visit and for me, a gift of lunch-sized brown bag of used stamps. As an emerging stamp collector at 9 years old, initially it was a bonanza as I had never seen that many stamps at one time and enthusiastically hurried them away for a closer look. The initial euphoria soon waned since for the greatest part, they consisted of a mass of 1, 2 and 3-cent Admiral and Medallion duplicates. Given to haste and an untrained eye, what would fascinate me years later was lost to me at the time and I put that little brown bag into my stamp collecting box and there it stayed for several years.

Fast-forwarding some 15 or so years. As it is with many (most?) stamp collectors, attention and time spent on stamps had become sporadic at best; an occasional afternoon here or there as life's pursuits and obligations called. One of those afternoons, I took that little brown bag out again with the intention of at least sorting them. It was then that I first noticed one particular stamp that had me captivated for it had a neat, distinct design in it formed of tiny holes. I then went through another handful of the issues and a while later, had put aside several additional similar stamps- all with fine holes, but in different patterns. As fascinated as I was, life called and I placed these puzzling stamps in a glassine envelope and back into the stamp box. It would be another lapse of time before I revisited those unique stamps full of holes but this time, with a lingering curiosity of what were they?

Fast-forwarding another 15 or so years. With more stamping afternoons becoming available, once again the little brown bag came out but for the last time. With a renewed commitment to completing the sorting project, eventually all the stamps were separated and sorted. During this, I discovered several more of the elaborate designs made of tiny holes and together with the earlier issues from the glassine envelope, had compiled a decent variety of designs. Still not knowing what they were, I sought the help of a fellow collector who presented a copy of *Canadian Stamps with Perforated Initials (CSPI)*<sup>1</sup> handbook.

At that point, a 40-year mystery (to me) had been answered; they were “private perfins”. What had been a curiosity for me now became a passion.....enhanced by the range of designs and the history of early Canadian Heritage they represented. I was thrilled with each new pattern I came across and as the collection grew, a new question perplexed me....“*what were they worth?*” As I went searching for private perfin pricing, I found that current values of every other aspect of Canadian philatelic collecting was readily available. From the common to the rare: revenues, stationary, varieties, oddities, specialties, the private perfin’s cousins the perforated officials, even pseudo-stamps with no ‘postage’ value such as wildlife and duck conservation stamps and, even Christmas Seals all had formal cataloging and values. Values for everything were readily accessible with one exception.....private perfinned stamps. I found it perplexing that although well researched, catalogued and widely available, this very unique and distinctive segment of Canadian philately (and heritage) didn’t have structured, formal pricing in-place.

As I pondered this, one possible realization was the sheer number of potential combinations. The over 300 known designs, multiplied with the hundreds of stamps issued during the period that private perfins were being applied presented a staggering number. This alone would require a ‘conventional’ price list of volumes- quite a deterrent. Then further compound that figure with 8 different positions that a design can appear on a stamp (known, plus potential yet-to-be-discovered designs) and the number becomes exponential. All things considered, the notion of producing and maintaining a dedicated price list itemizing each individual perfinned stamp was near-impractical. Just the same though, the need for comprehensive private perfin stamp pricing was real and would have significant benefits towards preserving and expanding this unique Canadian philatelic niche. For the time being, I left it at that but it was an on-going mental puzzle that I pondered frequently, hoping for the insight.

**The Insight...**

One stamping afternoon, I had been pondering the relationship between one stamps value compared to another’s- that in-part being relative to rarity differences. On a whim, I opened the *Canadian Stamps With Perforated Initials*<sup>1</sup> handbook to page 18 and found myself staring at the rarity table. In one of those It’s- been-in-front-of-me-all-along moments was ‘the insight’ to a perfin price guide.

Unlike conventional pricing, where a value is designated to each individual issue, what if...what if a price guide could be developed based on the rarity between perfins? Each rarity factor can be measured from one rarity factor to the next by ratio... by dividing any rarity factor by the least rare, the I-rarity, the ratio from one to another can be established. In that an A-rarity is 5000 times rarer than an I-rarity, a B-rarity is 1429 times rarer than an I-rarity, a C-rarity 477 times rarer and so on. Expanded, the Perfin Factors represented as ratios are...

**Comparative Perfin Design Rarities to an I-Rarity By-Ratio**

| Design Rarity | Average | Ratio  | Design Rarity | Average    | Ratio      |
|---------------|---------|--------|---------------|------------|------------|
| A             | 2       | 5000:1 | F             | 650        | 16:1       |
| B             | 7       | 1429:1 | G             | 2000       | 5:1        |
| C             | 20      | 477:1  | H             | 6500       | 2:1        |
| D             | 66      | 152:1  | I             | n/a (base) | n/a (base) |
| E             | 200     | 50:1   |               |            |            |

*Note: since the perfin factors figures listed in the Canadian Stamps with Perforated Initials handbook are as ranges, the average for each rarity has been used above.*

**The Project Begins...**

Now because of this relationship, *IF* a baseline value for the most common rarity (the I-rarity) could be established, this baseline value could in-turn be multiplied with each rarity-difference ratio and each perfin rarity could have a definitive value that was incrementally relative to all other rarity factors.

At that point, I believed a comprehensive and bona-fide price guide for all Canadian private perfins, and therefore perfined stamps, was possible. From there, the objective would be to first establish what the current, average market value for a Canadian private perfined stamp was. And following that, to distinguish, or separate the individual values of the stamp itself and the perfin itself proportionate to the whole perfined stamp.

To accomplish this, a database would need to be created and for that, a significant quantity of private perfined stamps would need to be acquired. Although quantity was essential, under which parameters the material was acquired would be equally important. Because this project could be breaking new ground, it was imperative that the figures derived from the database were credible. As with any research project, this project too would be conducted with control protocols to enhance the integrity of the resulting data...

### **The 5 Protocols**

**Diversity in Geographical Range, Sources and Quantities...**All material was acquired on an as-it-becomes-available basis, without prejudice to quantity, geographical region or source.

**Minimal to No Prior Knowledge of Material...** (e.g. stamp issue, perfin design and rarity) With the exception of the rarest occasion, all material arrived 'generic' and not until the post-arrival sorting was done, were the specifics actually realized.

**No Pre-Set Price Purchases...** of either singles or multiples would be considered or included; a pre-set price would skew the mandate of the project to work with random market values and averages

**Definitive Time-Line...**To ensure the material was relative from the first acquisition to the last, and was representative of the same 'snap-shot in time'; all acquisitions were to be made within an 18-month time-line.

**Number of Samples...**A minimum of 20 auctions and/or lots were set as the sample pool (whichever came first within the pre-set timeline).

As auction sales best met these protocols, over the following 18-months the stock to build the database was acquired exclusively through auctions: 26 lots, from 20 auctions by 11 different sources from 3 countries, on 2 continents. The resultant data-base documented over five thousand Canadian private perfin stamps; each was individually identified by perfin design number, rarity factor, Scott stamp number, perfin position, overall condition and the catalog value (Unitrade 2011) of the stamp on which the perfin appears on.

### ***The Average Perfined Stamp Value Is Revealed...***

After the last shipment arrived...the glassines and magnifying glass put away... the last stamp entered into the database... the long-awaited moment had arrived to do the math first anticipated a year and half earlier to reveal just what the average price was. The average base price for a Canadian private perfin stamp (without bias or prejudice of perfin design, rarity or stamp value)- was \$.41-cents. With that established, the project could advance to the next stage- determining what percentage of the \$.41 per-fined stamp value was attributable to the stamp itself and to the perfin itself.

### ***The Perfin-Alone Value Revealed....***

In keeping with project-consistency of random market and averages determining values, the same methodology applied at this stage. So then, what was the market value of an accumulation of over 5000 stamps? From reviewing the stamps as each lot arrived, it was apparent the stamps could be categorized into one of a small number of distinct groups. By sorting within the database, three distinct groupings emerged:

- 47% Low-Value definitive s
- 35% Low-Value commemoratives
- 18% Medium and High-Value definitives and commemoratives

Now divided into groups, the question became what is the market value of approximately 2300 low-value definitives, 1750 low-value commemoratives and, 900 medium and high-value definitives and commemoratives? What would be a reasonable and representative method in determining their values?

Although “bundeware” was an immediate thought with respect to the low-value definitives (maybe even some of the low-value commemoratives), another surprising statistic came from the database: the 5000-plus accumulation was comprised of over 300 different issues! As a counter-check to the bundeware pricing consideration, there were only 14 issues that had 100+ duplication and of those, only 1 issue had 200+ duplication (the #106, 2c Admiral at 223 copies). What pricing method would best represent 4000+ stamps with modest duplication? Stamp packets would! A market check of 4 dealers and 18 different stamp packet configurations revealed an average per-issue price of \$0.04 cents each. This equated to an 80% average discount from Unitrade2 catalogue pricing for the accumulation.

For the medium and high-value definitives and commemoratives, a similar analysis was done. A sampling of 11 mid-range catalog value issues from the accumulation was compared with posted prices of 5 dealers and the differential equated to a 36% average discount from Uni-trade2 catalogue pricing.

To establish a single, cumulative discount for the entire 5000+ perfinned stamp accumulation, a \$1000.00 hypothetical value model was utilized to represent the proportionate mix of the accumulation and calculated as shown in A, B & C:

- A)  $\$1000.00 \times 82\% = \$820.00$  less 80% discount = \$148.00  
(82% = percentage of low value definitives and commemoratives)
- B)  $\$1000.00 \times 18\% = \$180.00$  less 36% discount = \$116.00  
(18% = percentage of medium and high-value value definitives and commemoratives)
- C)  $\$148.00 + \$116.00 = \underline{\$264.00}$  = ~74% overall discount  
\$1000.00

With these figures calculated, the question from that stamping afternoon while pondering the rarity factor table in the “*Canadian Stamps with Perforated Initials*”<sup>1</sup> catalog- “could a baseline value for the most common rarity (the I-rarity) be established?”- was about to be answered...yes, a baseline value COULD be determined! Having previously established that the average value for a Canadian private perfinned stamp is \$0.41-cents, discounting the \$0.41-cents by 76%, the stamp-alone and the perfin-alone values can be realized as shown below:

\$0.41 the average perfinned stamp value  
Less 76% = \$0.10 the stamp-alone value  
Residual = \$0.31 the perfin-alone value

After all the sourcing, the auctions and bidding, the identifying and cataloging, the compilation of a data-base, the researching and averaging, the math and formulas, the key question and fundamental of the entire project could now be summarized in a statement: the stand-alone value of a Canadian I-rarity perfin design is \$0.31! Now, a comprehensive price guide for Canadian private perfins could be compiled.

#### ***The Perfin Price Guide Is Drafted...***

By multiplying that baseline (I-rarity) perfin design value of \$0.31 by the rarity differential (the ratio between a given rarity factor and the baseline I-rarity), the individual value for each rarity factor can be determined. The resultant price guide is the following:

| Rarity | Ratio x Baseline | Pattern Value | Rarity | Ratio x Baseline | Pattern Value |
|--------|------------------|---------------|--------|------------------|---------------|
| A      | 5000 x \$0.31 =  | \$1,550.00    | F      | 15 x \$0.31 =    | \$4.65        |
| B      | 1430 x \$0.31 =  | \$444.00      | G      | 5 x \$0.31 =     | \$1.55        |
| C      | 477 x \$0.31 =   | \$148.00      | H      | 2 x \$0.31 =     | \$.62         |
| D      | 152 x \$0.31 =   | \$48.00       | I      | Baseline =       | \$0.31        |
| E      | 50 x \$0.31 =    | \$15.50       |        |                  |               |

Notes: - For simplicity, the values for the A, B, C and D rarities were rounding up to the nearest dollar.  
- The above values are for perfin patterns that are 100% complete and whole.

Since a perfinned stamp value is comprised of 2 values- the value of the stamp itself and value of the perfin design itself as noted above- valuing a whole Canadian private perfinned stamp is achieved by combining the two values as shown in the “Pricing of a Canadian Private Perfinned Stamp” table below:

| <b>Example-1... a 1-cent Admiral with a Province of Saskatchewan perfin</b>   |                         |             |                     |                       |
|---|-------------------------|-------------|---------------------|-----------------------|
| Stamp #   | Perfin Design/ 'Rarity' | Stamp Value | Perfin Design Value | Perfinned Stamp Value |
| 104   | P15/ 'I'                | \$0.25      | \$0.31              | \$0.56                |
| <b>Example-2... a 3-cent Medallion with a Montreal Rolling Mills perfin</b>   |                         |             |                     |                       |
| Stamp #   | Perfin Design/ 'Rarity' | Stamp Value | Perfin Design Value | Perfinned Stamp Value |
| 197   | M22/ 'G'                | \$0.25      | \$1.55              | \$1.80                |
| <b>Example-3... a 1-cent Sir John A. MacDonald with a CNR-Montreal perfin</b> |                         |             |                     |                       |
| Stamp #   | Perfin Design/ 'Rarity' | Stamp Value | Perfin Design Value | Perfinned Stamp Value |
| 141   | C44/ 'F'                | \$2.00      | \$4.65              | \$6.65                |
| <b>Example-4... a 3-cent Admiral with a Canadian Edison Appliance perfin</b>  |                         |             |                     |                       |
| Stamp #   | Perfin Design/ 'Rarity' | Stamp Value | Perfin Design Value | Perfinned Stamp Value |
| 108   | C12/ 'D'                | \$0.50      | \$48.00             | \$48.50               |
| <b>Example-5... a 20-cent Admiral with a City of Detroit perfin</b>           |                         |             |                     |                       |
| Stamp #   | Perfin Design/ 'Rarity' | Stamp Value | Perfin Design Value | Perfinned Stamp Value |
| 119   | D3/ 'B'                 | \$3.00      | \$444.00            | \$447.00              |

#### ***Of positions and doubles....***

Like the patterns themselves, the position of the pattern also has a “Rarity Factor” based on the frequency of occurrence. Referencing figures from the database, the following table presents the 8 positions by percentage (with database rounded to 5000) and corresponding rarity ranking (with A representing the rarest):

**Perfin Position Rarity Table**

| Position # | Percentage | Rarity Rank | Position # | Percentage | Rarity Rank |
|------------|------------|-------------|------------|------------|-------------|
| 1          | 65.8%      | H           | 5          | 7.7%       | F           |
| 2          | 2.9%       | D           | 6          | .3%        | A           |
| 3          | 16.4%      | G           | 7          | 2.5%       | C           |
| 4          | 3.8%       | E           | 8          | .6%        | B           |

Given that the combined total of the 5-rarest positions only amounts to barely 10-percent of the total, I believe perfinned stamps with designs in these positions are worthy of a premium. Whether the premium was all-encompassing (e.g. 20% for any one), or incremental (e.g. #1+30%, #2 +25%, #3 +20%, #4 +15%, #5 +10%), a premium would attest to their own rarity. Of the two options, the “all-encompassing” would be the simplest to apply. I have to admit my own surprise that a stamp /perfin face-forward combination was in this group.

Moving on to 'doubles', it first needs to be clarified as to what IS a 'double'...is every so-called "double" really a double? Are 2 separate impressions on a larger commemorative as much of a 'double' as 2 over-lapping impressions on a smaller definitive? And what of the one gem- a #116 10-cent Admiral received that was perforated twice, but before the second imprint, the stamp was turned over resulting in a 4 & 8 position combination? When 2 imprints are overlapping to some degree, this distinguishes it from stamps that have 2 distinctly separated imprints that could have been from due diligence in the normal course of the day's tasks. Therefore, an overlapping 'double' could have a premium and although double-for-a-double could be rationalized, perhaps a +50%, or maybe +25% premium would be a worthy distinction for these anomalies.

Another opportunity emerged from the project as well. Because of the volume of perfined stamps the database was comprised of, another 'checks-and-balances' exercise was possible....comparing the database's rarity mix with the "Rarity Factors" figures from the CSPI<sup>1</sup> handbook. Using a 2:1 ratio (5000 perfins in the database vs. 10,000+ in the handbook's upper range), in every instance but one, the frequency of a given perfin rarity occurrence still applied. The only exception being the A-rarity where the database occurrence equated to 1:4 versus 1:3 as in the CSPI<sup>1</sup> handbook.

#### **Conclusion...**

Throughout the duration of this project, there were mixed-emotions at play. As each lot arrived and was sorted and catalogued, there was the anticipation (and the quite frequent realization) of adding a new perfin pattern to my collection. In contrast, there was the sense of alarm I felt from the reality that multiples of *every* rarity had arrived undistinguished from the others. In that A, B, and C-rarity perfins were randomly mixed in with, and therefore regarded the same as G, H and I-rarity perfins. With this and my *own* 'little brown bag' in-mind, I pondered how many private perfined stamps were hidden away in the bottoms of stamp boxes? Held on to just because they are stamps, but in relative obscurity because their value could not be fully determined. And beyond that, what then? The loss of a private perfined stamp is a triple-loss; the stamp, the perfin, and the heritage of the time and place when the 2 were combined.

Whatever the collectible, it is its rarity in relation to a group of similar items that provides the basic measurement from one to the other. When a monetary value is attached to the rarities, then that measurability becomes near-complete.

Having structured, formal pricing for private perfins would provide a multitude of benefits. For existing perfin collectors, it would provide a consistent and recognized means to value their collections. For general collectors and prospective collectors alike, greater interest and appeal when considering this unique specialty. Many of the remaining private perfins (and maybe some yet-to-be-discovered issues too) found in stamp accumulations and those catch-all places might be liberated making them available for collectors and otherwise preserved from obscurity (and potentially permanent loss).

To be able to look up Canadian private perfin values could go a long, long way.

*This author wishes to extend his admiration to the authors, editor, publisher and all other contributors that brought about the "Canadian Stamps With Perforated Initials"<sup>1</sup> publication. Their time and perseverance enhanced the awareness for a truly unique aspect of Canadian Philately and Heritage. Furthermore, without it this paper would not have been inspired. Further, a special note of appreciation to JM and DC for their editorial contributions.*

#### **References:**

1- J.C. Johnson/G. Tomasson: Canadian Stamps with Perforated Initials:1985

2- D. Robin Harris: The Unitrade Specialized Catalogue of Canadian Stamps: 2011

---

#### **Secretary Treasurer**

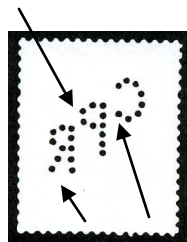
Barry Senior  
4 Whiteway Place  
Clareville NL A5A 2B5

#### **Editor**

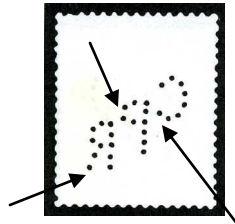
Jim Graham  
12006 Highway  
RR3 Lawrencetown NS B0S 1M0



Compiling the list of known patterns for each pattern in the new Canadian Stamps with Perforated Initials handbook has reintroduced an older problem. As early as 1979, in an article by member Jon Johnson, published in BNA TOPICS<sup>1</sup>, the missing code hole in one of the dies of the C52 perforator was singled out as cause for confusion in CPR pattern identification.



C50



C51



C52

Separating C50 from C51 is relatively easy. The differences in the shape of the loop of the "P", the tail of the "R", and the position of the last hole in the "C" relative to the second hole in the "P" are visible to the eye. Further, overlaying the stamp of one pattern on the other pattern will not produce a perfect match. Unfortunately overlaying a stamp with a C52 pattern missing the code hole on the C50 pattern will seemingly confirm a match as the 2 patterns are indistinguishable. Jon Johnson has speculated that the C52 pattern is the C50 pattern with the code hole added<sup>2</sup>. If a proper identification is to be made, additional information is required and this period of use for the 3 issues. I believe them to be as follows:

C50 Montreal 1911 Admiral to 1932 Provisional KGV Arch/Leaf.

C51 Montreal 1932 KGV Medallion to 1970 Christmas

C52 Winnipeg 1911 Admiral to 1963 Cameo

Currently the cut-off date between the two Montreal patterns using known postmark references is 1933/11/08 and 1934/08/22. Based on the dates of issue, stamps from the Medallion definitives [issued 1932/12/1] to USC#209 [issued 1934/07/01] could possibly be in both C50 and C51 patterns. Therefore:

- Any questionable complete, readable split or readable partial perfin [CPR] without code hole that has a confirming postmark should be given either a C50 or C52 within the appropriate date and/or issue period.
- Any questionable complete, readable split or readable partial CPR C51 perfin as shown with a different 'P' and/or 'C' that does not overlay to C50 or even a 'damaged' C52 is simply a C51 within date period as noted above.

Currently C50 patterns have been identified for issues outside of the known date range. Study Group members with such stamps that have readable CDS information are asked to provide this [with scans if possible] to Gary Tomasson [tomasson@shaw.ca]. There are also some coil issues on the check list for these patterns; C50, USC #132; and C51, USC#206, #239, #240 & #467. Scans of these would also be appreciated.

Canadian Pacific was a prolific user of revenue stamps. We would love to hear from someone who could shed light on what issues were in use during the transition period from the C50 to the C51 perforator.

-----

1. BNA Topics Vol. 36 No5 Issue 373 <http://bnatopics.org/journals/1979>

## Membership List Corrections

### Delete

|       |       |  |  |  |  |  |
|-------|-------|--|--|--|--|--|
| Aaroe | Bill  |  |  |  |  | <a href="mailto:barroe@shaw.ca">barroe@shaw.ca</a>       |
| Smith | Derek |  |  |  |  | <a href="mailto:dermar@rogers.com">dermar@rogers.com</a> |

|           |      |                     |           |         |  |  |
|-----------|------|---------------------|-----------|---------|--|--|
| MacKenzie | Ivan | 2411-420 Gloucester | Ottawa ON | K1R 7T7 |  |  |
|-----------|------|---------------------|-----------|---------|--|--|

### Additions

|         |          |  |  |  |  |  |
|---------|----------|--|--|--|--|--|
| Dalpé   | Jean-Guy |  |  |  |  | <a href="mailto:dalpemi@videotron.ca">dalpemi@videotron.ca</a>             |
| Weiner  | Alfred   |  |  |  |  | <a href="mailto:almar@stny.rr.com">almar@stny.rr.com</a>                   |
| Foucher | Fernand  |  |  |  |  | <a href="mailto:fernan.foucher@cgocable.ca">fernan.foucher@cgocable.ca</a> |
| Morgan  | Brian    |  |  |  |  | <a href="mailto:brianmorgan@btinternet.com">brianmorgan@btinternet.com</a> |

### Email Corrections

|           |         |                 |                 |         |    |  |
|-----------|---------|-----------------|-----------------|---------|----|--|
| Copleston | Ken     | 40 Western Road | Rayleigh, Essex | SS6 7AX | UK | <a href="mailto:ken@whiskyminiatures.com">ken@whiskyminiatures.com</a> |
| Hirchert  | Charles |                 |                 |         |    | <a href="mailto:ckhirsch@comcast.net">ckhirsch@comcast.net</a>         |
| Nummelin  | Gray    |                 |                 |         |    | <a href="mailto:gnummelin@sympatico.ca">gnummelin@sympatico.ca</a>     |
| Coath     | David   |                 |                 |         |    | <a href="mailto:davidcoath@onthe.net.au">davidcoath@onthe.net.au</a>   |
| Rhodes    | David   |                 |                 |         |    | <a href="mailto:drphilatel@me.com">drphilatel@me.com</a>               |

### Address Corrections

|            |          |                       |                |         |     |  |
|------------|----------|-----------------------|----------------|---------|-----|--|
| Behm       | Mike     | 39 Roslin Ave         | Waterloo ON    | N2L 2G7 | CDN |  |
| Dicketts   | Michael  | 85 Ontario St Apt 907 | Kingston ON    | K7L 5V7 | CDN |  |
| Duncan     | Alastair | 4805 Meadfield Rd     | West Vancouver | V7W 3E6 | CDN |  |
| Hasslewood | Robert   | 5140 Cumberland Av    | Montreal PQ    | H4V 2N8 | CDN |  |

### Email Additions

|         |        |  |  |  |  |  |
|---------|--------|--|--|--|--|--|
| Carcary | James  |  |  |  |  | <a href="mailto:james@carcary.ca">james@carcary.ca</a> |
| Taylor  | Martin |  |  |  |  | <a href="mailto:info@dmisc1.com">info@dmisc1.com</a>   |

### New Member

|            |        |        |                 |         |  |  |
|------------|--------|--------|-----------------|---------|--|--|
| Lafontaine | George | Box 10 | Porters Lake NS | B3E 1M1 |  | <a href="mailto:daldds@eastlink.ca">daldds@eastlink.ca</a> |
|------------|--------|--------|-----------------|---------|--|--|



## Perfin Use in Nova Scotia

Jim Graham

Born, raised and still living in Nova Scotia I have a great interest in perfin use in my home Province. Only 2 companies, Great-West Life Assurance [G19] and Sun Life Assurance [S19 –1] actually had perforating machines located here. That is the fewest of any province with the exception of PEI which just had the one. Nonetheless other perfins were in use here; certainly the Federal government's O8 and O9 patterns are common as is Canadian Pacific [C51] and a little less common, the Canadian National's [C46]. In addition to these I have examples of the CBC [C6], The Travellers Insurance Co.[T12], Western Union [W15] and the Gutta Percha & Rubber Ltd. [#1] all with Nova Scotia CDS cancels. The Intercolonial Railway travelled from Sydney to Moncton and I suspect somewhere there is an I1 cover or stamp with a discernible NS CDS cancel but it's not with me! I have an ICR cover front from New Glasgow but the stamps [a single USC #75 and a trio of USC #76] are not perforated and of the 3 ICR perfins in my collection none can be identified as being used in Nova Scotia.


I would like to compile a working list patterns used in Nova Scotia and I wonder if members have examples of others that were used in Nova Scotia? If so please let me know at [jdgraham2@gmail.com](mailto:jdgraham2@gmail.com) or at the address on page 8. Thanks.

• **John MacDonald & Co. Ltd. (J8)**, Toronto, Ontario, RF = F. Known as the "Merchant Prince of Toronto", John MacDonald was a dry goods dealer and member of the Provincial Legislature. The cover below is the earliest recorded usage of the J8. Note the double perfin. Dated examples have been reported up to 1923.




(Left) **Lake Superior Corporation (L6)**, Sault Ste Marie, Ontario, RF = F. Started in 1904 this shipping company became Algoma Steel. It can be found on Canadian and U.S. stamps from 1903 to 1955.

(Right) **James Robertson Co. (J9)**, Montreal, Quebec, RF = E. Founded in 1857, this company bought and sold metal. Dated examples are reported from 1912.



(Left) **McClary Manufacturing Co. (M3)**, London, Ontario, RF = F. Brothers John and Oliver McClary opened their first store in London Ontario in 1847. The company manufactured metal household goods and is best known for their stoves and other appliances. It was bought by General Steel Wares in 1927 and eventually sold to CGE (see perfin C14) and became Comco. Dated examples are known from 1922 to 1935.

• (Right) **Millar-Morse Hardware Co. (M19)**, Winnipeg, Manitoba, RF = D. This postcard is the earliest recorded usage of the M19 (JUL 15 1910) and is earlier than the date the perfin was approved for use by the Post Office (Nov. 18, 1910).



(Left) **Montreal Light, Heat & Power Co. (M13)**, Montreal, Quebec, RF = F. The company was founded in 1901 through the amalgamation of four local utilities. In 1944 the Quebec provincial government acquired controlling interest and eventually turned it into Hydro - Québec.

• (Right) **Montreal Rolling Mills (M22)**, Montreal, Quebec, RF = G. Founded in 1868 the company made cut nails, horseshoes, pipes and rolled steel. In 1910 it became part of the Steel Company of Canada (see perfin S9). A five die Cummins Model #52 produced this perfin. This example is the earliest recorded usage of the M22, OC 15 10. Dated examples are known from 1910 to 1933.





(Right) **Montreal Steel Works (M24)**, Montreal, Quebec, RF = C. This company was purchased by the Canada Car & Foundry Co. in 1911. Dated examples of the scarce perfin have only been reported from 1912.




• (Left) **North American Life Assurance Co. (N1)**, Toronto, Ontario, RF = F. Incorporated in 1879 as the North American Life Insurance Co., it changed its name in 1882. It is now part of Manulife. At left is the only N1 reported on a 7-cent. Dated examples are known from 1913 to 1930.



(Right) **New York Life Insurance Co. (N11)**, Quebec City, Quebec, RF = H. Founded in 1845 and in 1892 was the first insurance company to have a system of branch offices in the U.S. and Canada. NYL is no longer operating in Quebec. Dated examples are known from 1912 to 1956.



(Below and left) **Ogilvie Flour Mills Co. (O3)**, Winnipeg, Manitoba, RF = D. (Below and left) **(O4)**, Montreal, Quebec, RF = F. Mills in Winnipeg were opened in 1881 and in Montreal in 1886. The O3 is the only known Canadian perfin to be made by the Cummins #14 single die perforator. Dated examples of the O3 are known from 1911 to 1912 and from 1910 to 1915 for the O4. Note the scarce #402 (Green) TB Cinderella.



W. G. Parish, Esq.

ATHENS.

ONT.





(Right) **Osler, Hammond & Nanton (O10)**, Winnipeg, Manitoba, RF = D. At the turn of the 19<sup>th</sup> Century, OHN was western Canada's largest financing firm. Dated examples are known from 1905 to 1908.



(Left) **Office Specialty Manufacturing Co. (O13)**, Toronto, Ontario, RF = E. Founded in 1888 in Rochester N.Y., the company relocated to Canada at the turn of the 20<sup>th</sup> century. It is now part of Inscape Corp. of Scarborough Ontario. Dated examples are known only from 1912.

(Right) **Park, Davis & Co. (P6)**, Walkerville, Ontario, RF = G. This pharmaceutical company was established in the mid 1800's and had offices across the US and Canada. Dated examples of this perfin are reported from 1913 to 1949. The missing pins in the photocopy of this damaged die perfin have been drawn in green.



(Left) **Pratt & Lambert (P10)**, Bridgeburg, Ontario, RF = G. Founded in 1849 this company is still producing paint products. However, the Bridgeburg (North Fort Erie, Ontario) plant is closed. Dated examples of this perfin have been reported from 1911 to 1957.




(Above) **Ryrie Brothers, (R1)**, Toronto, Ontario, RF = D. These jewelers manufactured the ceremonial mace used in the Saskatchewan Legislature. Dated copies of this perfin are only known in 1912.

(Right) **Royal Insurance Co. Ltd. (R3)**, Montreal, Quebec, RF = G. Royal started in Liverpool England in 1845 and opened an office in Montreal in 1851. It merged with Sun Alliance in 1996 and is now known as Royal and Sun Alliance Insurance Group. Dated copies are known from 1908 to 1943. Note the early window envelope on the next page which used a kind of shellac to make the paper translucent.








(Above) Royal Insurance Co. Ltd. (R3)



• **Robert Simpson Co. (R8)**, Toronto, Ontario, RF = F. This famous retailer and mail order house started in 1872 on the corner of Queen and Young Street in Toronto. It became Simpson-Sears in 1953 and is now known as Sears. Dated examples of this perfin are known only from 1914. This perfin is scarce on blocks of four of the 5-cent.

(Right) **Royal & Queen's Insurance Cos. (R7)**, Montreal, Quebec RF = G. Examples of this perfin have been found with dated cancels from 1919 to 1949.



• (Below) **Royal Trust Co. (R9)**, Montreal, Quebec, RF = F. Founded in 1899 this bank's founding president was Lord Strathcona. In 1993 it became part of the Royal Bank of Canada. Dated examples of this perfin are known from 1916 to 1947. This is the largest multiple of this perfin on the rare 50-cent. The company logo during this period is at right.

