

2012 • first quarter

# BNA Topics



Whole number 530

Volume 69 Number 1



Canada Post sorts the mail, p.7

The official Journal of BNAPS  
*The Society for Canadian Philately*

**\$8.95**

We can sell your  
Canadian or foreign  
cover & stamp collections  
or accumulations  
on consignment  
for the nominal fee of 10%

No collection too small  
Cash advance available  
(Please enquire before forwarding material)

**PLEASE NOTE NEW ADDRESS AND PHONE NUMBER**

R F NARBONNE OTB, FRPSC

Telephone: (613) 257-5453

Toll-free 1 (800) 247-5619


**GREENWOOD STAMP COMPANY**

136 Morphy St.

Carleton Place ON K7C 2B4

Since 1962

# Your Reliable Source for British North America Philately



As Canada's leading stamp dealers and the only one offering full service to collectors, we provide the following resources to philatelist:

- An extensive newspaper format price list every six weeks.
- A Rare Stamp list of individual offerings every three weeks.
- A Selected Rarities catalogue offered every four months.
- The largest inventory of B.N.A. stamps anywhere in the world.
- An extensive stock of philatelic literature.
- A large inventory of Federal and Provincial duck stamps.
- A huge stock of B.N.A. plate proofs and die proofs.

Call or email us today to start receiving our wide selection of catalogues.



*Gary J. Lyon (Philatelist) Ltd.*

P.O. Box 450 - Bathurst - New Brunswick - E2A 3Z4 - Canada  
Tel: 1(506) 546-6363 - Fax 1(506) 546-6627  
Email: [glstamps@nb.aibn.com](mailto:glstamps@nb.aibn.com) - Website [www.garylyon.com](http://www.garylyon.com)

# BNA pics

Volume 69 Number 1 Whole Number 530

## The Official Journal of the British North America Philatelic Society Ltd

---

### Contents

3	Editorial	
4	Readers write	
7	Canada Post sorts the mail .....	<i>David Crotty and Robert Thorne</i>
14	The bulk newspaper stamp receipt books .....	<i>George B Arjken and William S Pawluk</i>
26	Postal potpourri 12. New postal labels .....	<i>Earle Covert</i>
31	The 1935 Canada Silver Jubilee imperforates: Official correspondence— interpreting the information .....	<i>Neil Donen and Derek Hayter</i>
34	Leather “Post Cards” in fact letter rated .....	<i>Bill Longley</i>
36	Rare 1908, Nain, Labrador, registered cover with international postal history significance .....	<i>Kevin O’Reilly</i>
42	My favourite stampless covers 8a: Sir Sandford Arnot Fleming (cont’d) .....	<i>CR McGuire</i>
47	A tale of two Alberta post offices .....	<i>Dale Speirs</i>
50	The 1917 North Bay flag cancel .....	<i>Doug Lingard</i>
52	A previously unreported, 1927 Confederation Issue 1¢ Macdonald trial proof .....	<i>John P Wynns</i>
53	The RPO Cowcatcher. A recycled, registered RPO postmark .....	<i>Ross Gray</i>
56	Wing Roller cancellations .....	<i>Raymond Villeneuve</i>
60	Study group centreline .....	<i>Derek Smith</i>
65	Quebec to St. John’s, Newfoundland—something different .....	<i>Judith Edwards</i>
66	New issues .....	<i>William JF Wilson</i>
68	The Newfoundland 1¢ Guy Issue—a new perforation variety discovered .....	<i>Bob McGillivray</i>
69	New book releases	
74	BNAPS business and reports	
74	President’s column (Robert Lemire)	78 Classified advertisements
75	From the Secretary (David G Jones)	79 Executives and Directors
76	Regional group rant (Jack Forbes)	79 Committees and Appointed Officers

**Cover Illustration:** Fifty-five thousand letters an hour pass through a new Toshiba mail sorting machine; photo courtesy Canada Post Corporation, p. 7

Prepared in Microsoft Word™ (text, images, and layout) and Adobe Acrobat™ (printing file)

Note: Illustrations may not be in original size.

Publication date	23 January 2012
Interim Editors	Henk Burgers, Neil Donen, Robert Lemire, Neil Philip, Mike Street
Production Assistant	Lorraine Street
Advertising Manager	Hank Narbonne, 136 Morphy St., Carleton Place, ON, K7C 2B4 (advertising copy to Mike Street (mikestreet1@gmail.com) or by mail to 73 Hatton Drive, Ancaster ON L9G 2H5)
Published quarterly by	Philaprint Inc, 10 Summerhill Ave, Toronto ON M4T 1A8, © 2011 by Philaprint Inc
Printed by	St Joseph Printing, Ottawa, ON Canadian Publications Agreement 40069611
ISSN 0045-3129	... continued on page 3 ...

## References—are they accessible?

**B**OTH in my capacity as an *interim* co-editor of this magazine, and in my avocation as a chemist, I make extensive use of reference material. When authors ask about preparing and submitting articles for *BNA Topics* we strongly encourage use of citations to: (1) indicate the sources of information used (so that a later researcher can verify the original data), and (2) acknowledge previous studies of the subject matter.

Over the last several years, access to information and documents has changed. Yes, the Internet makes it easier to find *some* older material. At the same time, there is a greater tendency for many collectors and institutions to discard older, “useless,” hard-copy philatelic journals and documents. Yet the more readily available summaries, scans, and transcriptions of archival handwritten lists and notes, prepared in the late nineteenth and early twentieth centuries, often have not been rechecked for completeness and accuracy. Information is lost, and misinformation can be propagated.

Also, in many recent publications (technical as well as philatelic), there are references to (probably ephemeral) information available on specific websites. There are no guarantees that such websites will be maintained, and the information *likely* will disappear in a few years. Indeed, an interesting example is found in the article by David Crotty and Robert Thorne in this issue of *BNA Topics*. It appears that at one time a “Canada Post 4-State Barcode Handbook” was available at CanadaPost.ca ([http://www.canadapost.ca/common/offerings/address\\_management/pdf/dbc\\_handbook-e.pdf](http://www.canadapost.ca/common/offerings/address_management/pdf/dbc_handbook-e.pdf)). But, as the authors note, that web page has been removed. Anyone attempting to obtain access is greeted by this message: “If you selected a link or a bookmark, it is possible that the page no longer exists.” Now imagine it is 2030 and one wishes to check source material from any website reference given in *BNA Topics* in 2012—what are the odds?

I don’t have a good answer about how to circumvent this problem. Certainly BNAPS does not have the resources to maintain a depository of referenced information. And even printed, “deposited information” related to technical journal articles has not been well maintained by some publishers. What I do suggest is that authors always cite their sources, and choose their citations carefully. If choosing between two sources, select the primary or more authoritative source—not just the most expedient— whenever possible.

---

**Change of address:** Notify the Secretary (address on p. 75).

**Missed or damaged copies:** Contact the Circulation Manager, Wayne Smith, 20 St. Andrews Road, Scarborough ON M1P 4C4 ([waynesmithtor@yahoo.ca](mailto:waynesmithtor@yahoo.ca)).

**Manuscripts may be submitted to the Editor in these formats:** (1) electronic, preferably with paper copy, or (2) typewritten (double-spaced), or (3) neatly handwritten. Acceptable electronic formats include Macintosh- or IBM-compatible formatted diskettes or CDs.

**Illustrations must not be embedded in Word™ or WordPerfect™ files!** PLEASE do not format text files other than for normal paragraphing, italicization, bolding, or underlining. If tables are required, please consult the Editor before preparing a file in WordPerfect™. Illustrations **MUST** be sent as separate files from text files. (Scans at 300 dpi in .jpg format are preferred for illustrations sent as attachments). Until a new Editor is found, articles and letters may be submitted by e-mail to Mike Street ([mikastreet1@gmail.com](mailto:mikastreet1@gmail.com)) or by mail to 73 Hatton Drive, Ancaster ON L9G 2H5.

**Publications Committee:** Robert Lemire (Chairperson), Mike Street, Charles Livermore.

## Readers write




**2011 Snowbirds souvenir covers:** *Dick Malott* writes to advise that the Canadian Aerophilatelic Society's 2011 Snowbird autographed covers are available. The envelopes carry a special logo of 431 Demonstration Squadron, the Canadian Forces designation for the Snowbirds' unit. A 2011 Royal Wedding "P" stamp is tied by a Canada Post Snowbirds cancellation, featuring an image of the airplanes in formation. It is dated 1 July 2011, to commemorate the Snowbirds' flight past the annual Canada Day celebrations on Parliament Hill at which the Royal couple were the guests of honour. A set of nine envelopes, each signed by one of the pilots, costs \$C55. The single cover with all nine signatures, shown above, is \$C30. Contact Dick at Apt. 610 Richmond Park Square, 1275 Richmond Road, Nepean ON K2B 8E3.

**Passages:** Members will be saddened to learn of the passing of the spouses of two prominent former members. Jean Wilson passed away on 28 February 2011 (information courtesy *Nancy Wilson-Voegel*) and Ernestine Whiting on 30 July 2011 (information courtesy *Laura Lynn*). Jean was married to the late J Don Wilson OTB, a Director of BNAPS (1989–1998, 2000–2005) and Chairman of the Board (1995–1998). Jean was a gracious co-host with Don of the very successful BNAPEX 1997 in St. John's. Ernestine was the wife of the late Ed Whiting OTB, Secretary of the Society (1974–1982), First Vice-President and President (1984–1986), and Historian (1982–1999). Ernestine was an avid photographer who could be found, camera in hand, at almost every BNAPS convention.

**Memorial plaque found:** In "Labrador Winter Mail—Challenges and Heroics: Mail Courier Ernest B Doane's Crossings of the Strait of Belle Isle, 1910-1911," *BNA Topics* April-June 2010, Brian Stalker and Mike Street told how Ernest B Doane carried mail across the Strait of Belle Isle during those winters. A cast metal memorial plaque placed at the Labrador Straits Museum at Forteau, NL in 2005, by Doane's daughter and granddaughter, was misplaced during renovations, so a photo was not available for the article. In July 2011, Mike Street was leading





GLENBOW ARCHIVES (NA-604-1A) Cover of 1912 Program

**You all are invited to attend**  
**BNAPEX 2012 CALTAPEX**  
**August 31 to September 2, 2012**  
**Hyatt Regency, Calgary**

The Hyatt Regency is located on the Stephen Avenue Pedestrian Mall in downtown Calgary. The Glenbow Museum is a half block away.

**100<sup>th</sup> Anniversary of the Calgary Stampede.**  
**The first Stampede opened September 2, 1912**  
**Visit Banff and the Rocky Mountains**  
**after the crowds of tourists have left.**

**The Calgary Philatelic Society is hosting BNAPEX 2012 CALTAPEX**  
**jointly with the BNAPS Calgary Regional Group**

tours in the area. The tour featured a stop at the museum and, on his second visit, Mike was pleased to learn that the plaque had been located.

**Pence/Cents Study Group:** *Ron Majors* writes “The favourable turnout at an organizational meeting for a renewal of the BNAPS Pence/Cents Study Group at BNAPEX 2011 North Bay, and the large number of bidders, especially for Pence stamps, at the Danny Cantor November auction by Matthew Bennett in New York City together suggest that there is still strong interest in these classic issues. I would like to hear directly from any BNAPS member who collects the Pence and/or Cents issues, including postal history, and would like to take part in the Study Group. I am putting together an exploratory newsletter and have obtained a couple of articles, including a short one from George Arfken. I am looking for a few more. Even if you don't have an article to contribute right now, if you would like to receive a hard copy or e-mail copy of the initial newsletter, please let me know. I can be contacted by email at <rmajors@comcast.net> or by phone at 302-636-8222 (work, daytime) or 610-388-0697 (home, evenings)”.

**School merit stamp Cinderellas:** *Mike Street* asks if anyone has seen other examples of the stamps shown at right and/or knows anything about them. On all stamps the left and right text lozenges collectively read “Public Schools/Upper Canada” and the top lozenge reads “1 MERIT”. “GOD SAVE / THE QUEEN” is printed in the oval around Queen Victoria’s image. The text on the Prince Albert stamp is “ALBERT/THE GOOD”, that on the flag stamp is “OUR COUNTRY/AND OUR QUEEN”, and that on the Jacques Cartier stamp is “DISCOVERER OF CANADA / CARTIER”. The text in the bottom lozenges, in the same sequence, reads “PERFECT RECITATION”, “GOOD CONDUCT”, “PUNCTUALITY” AND “DILIGENCE”. The block of four stamps was found inside a cover mailed from Lyons, New York to Ancaster, Ontario in 1874. Prince Albert was a champion of educational reform. The wording on his stamp suggests that it was printed after the Prince’s death in 1861.



**SHPQ Bulletins 1-100 on line:** *Cimon Morin* advises that issues 1-100 of the *Bulletin d'histoire postale et de marcophilie*, journal of La Société d'histoire postale du Québec (SHPQ), are now available on line. A full index for those issues is being prepared and should be available in Spring 2012. Visit <http://www.shpq.org/> and click on “1-100” at lower left.

## Members, PLEASE!

If you change your address, phone number, or e-mail address,  
advise the Secretary.

For information about your dues' status, or if you need to submit funds,  
contact the Treasurer.

Postal and e-mail addresses for both are on p. 79 of *BNA Topics*.



# Canada Post sorts the mail

*David Crotty and Robert Thorne*

**T**HIS story starts in early 2010, with a visit to David Crotty by his brother Patrick who lives in Montgomery, Alabama. Patrick works as an electronic technician for the United States Postal Service (USPS) at a large sorting facility. They had talked about this a number of times, but this time during Patrick's brief visit to Cincinnati, David gave him a beer and asked him to show how the mail is sorted. Patrick provided a rather detailed diagram and described what each sorting station did, while David tried to keep up and took notes. As a follow-up, David managed to get a brief tour through a USPS sorting facility in his home town of Cincinnati. The resulting article was published in the *Meter Stamp Society Quarterly Bulletin* (MSSQB) Spring issue of 2010 [1].

The reason for the interest in this topic was that members of the Meter Stamp Society (MSS) had long been asking questions about why certain postal markings were present on or absent from different types of US mail that was franked with various types of meter indicia and stamps. For example, early on, a type of US "PC Postage" was cancelled, but recently they were not being cancelled. Certain types of "customized" postage stamps (photo stamps, computer-vended postage, and the like) were not being cancelled (and collectors often want their special stamps cancelled to commemorate special events). At the same time, the special postage stamps used by high-volume mailers were not usually cancelled. All manner of theories about post office workers' laziness or some sort of sneakiness on the part of the USPS—as well as some that were virtually conspiracy theories relating to the 9/11 attacks—were being presented as fact in rather high-level philatelic newspapers and online philatelic discussion groups. There had to be some better reasons.

The MSSQB [1] article was rather long and wordy, and we are sure not many members really read the whole thing. However, the article presented five frequently asked questions, with scans of typical covers and was able to demonstrate, in each case, how the effects had been produced. Amazingly, most of those kinds of questions stopped coming; at least they weren't being asked any more.

While procedures have been changing in recent months, both in the US and Canada, it helps to go over the basic USPS process which, until recently, included the following steps:

1. Edger-Facer Machine: Sorts mail by size, determines stamp location and faces envelopes for subsequent steps. Items within letter-sizing are selected for further automated processing. Flats (large envelopes, newsletters, and magazines), larger parcels, and items without a fluorescent stamp are separated for manual processing; in some cases this step is performed in subsequent machinery.
2. AFCS/OCR (Advanced Facer Cancellor System/Optical Character Recognition): Distinguishes between stamped and metered mail. Cancelling is selectable for both. Postage stamps are cancelled; metered mail is not.
3. IPSS (Image Processing SubSystem). Computerized address recognition system through which addresses are recognized from the OCR results and

---

Keywords & phrases: Mail sorting process 2010, Canada Post Corporation, Toshiba

proper Postnet or 4-State Code (aka Intelligent Mail Code) is prepared. The IPSS is really a room full of computers.

4. OSS (Output Sub System). Prints postal codes as determined from the IPSS.
5. DBCS (Delivery Barcode System). Final step. Prepares carrier route sorting.

Mail generally has to be cycled through the system at least three times to (1) direct mail to other sorting facilities and foreign countries; (2) separate mail that is to be processed in this facility's region, and (3) sort this region's mail to the carrier route. Essentially the same steps are used in both the US and Canada, but the terminology is somewhat different (and as this article is in preparation, those terms used are changing).

## Visiting Canada Post

David Crotty met Mike Street at the BNAPS convention in Kingston, Ontario a few years ago. He was one of the people David asked as he began to inquire about touring a Canadian facility. Mike knew that Andrew Chung works at the Stoney Creek, Ontario, Mail Processing Plant (MPP). Andrew arranged for plant managers to offer a tour to the authors. We went in with Mike Street and Nick Poppenk (Figure 1), and were escorted through the plant that day, 5 November 2010, by Wai Chan, the day shift manager. Unfortunately, we were not allowed to take pictures; however, some photos were made available by Canada Post and by Toshiba, the maker of much of the equipment.

The Stoney Creek plant handles about 1.3 million pieces of mail each work day. The major portion of the sorting is done at night, as mail collected during the day arrives at the plant. We were escorted through several parts of the plant, but one area we did not visit was the sorting area for flats. This area's work has been largely manual but in both Canada and the US it is being upgraded to the Flat Sequencing System (FSS).

## Manual sorting and mail staging



The first area we walked through was a sorting area for larger parcels (Figure 2). Mr Chan explained that some types of mail would always require manual sorting. The same area also included numerous bins of mail. Mail in this area is staged to enter the sorting system either at the beginning or during one of the three passes through the sorting equipment.

**Figure 2.** Sorting area for large parcels.



**Figure 1.** David Crotty, Bob Thorne, and Mike Street at Canada Post's Stoney Creek MPP plant.

## Edger Facing Machine (EFM)

Previously known as the CFC (Culler Facer Cancellor), this is the first step of processing mail collected during the day. The system

1. Selects items that are proper letter sizes, detects tagged stamp or meter location, and faces the mail for the automated sorting systems to follow.
2. Selects pre-coded mail that does not need to be read and assigned a postal code
3. Removes larger items for special processing.
4. Removes items that do not show proper stamps or meters.

Cancelling operations are now performed in the following sorting steps.



**Figure 3.** Toshiba TT1200.

## Multi-Line Optical Character Reader (MLOCR)

The facility has four, very new MLOCRs from Toshiba. They appear to be model TT1200 [2] (Figures 3, 4, and 5); a fifth unit was being installed during our visit. One older unit was operating at the time and was scheduled to be replaced. These units can sort letter mail sized up to  $170 \times 292$  mm ( $6 \frac{3}{4} \times 11 \frac{1}{2}$  inches), at a rate of up to 55,000 pieces per hour. The units also have printers installed; they print the VES (Video Encoding System) barcode on the envelope back, the 4-state barcode on the envelope front, and the spray-on cancel.



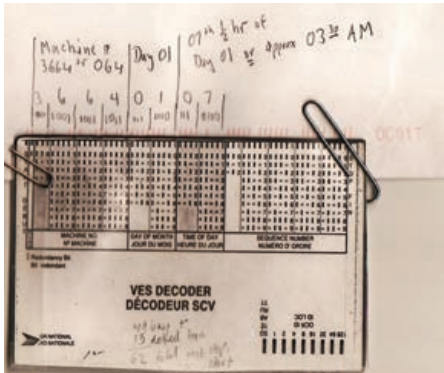
**Figure 4.** Bins for MLOCR.



**Figure 5.** Mail runs through reader.

MLOCR is an acronym for the name of the single machine that can perform all the mechanical sorting steps described in the introduction of this article. The computer operations are performed by equipment installed in a special “clean room.” The MLOCR, like the earlier equipment, processes the mail in three separate stages [3], sorting mail destined for other sorting facilities in Canada, for foreign countries, and then sorting mail for the Stoney Creek plant’s region down to the carrier route level.

The first Toshiba machine we inspected sorted mail into 240 bins, while the other three machines sorted into 192 bins. This first machine is identified as #3774. The other three are 3771, 3772, and 3773.



**Figure 6.** VES Barcode decoder.

All mail entering the MLOCR is first assigned a VES-style barcode [3]. Printed on the back of the item, the barcode contains the following information: machine number, date of processing, individual tracking number, and “human readable date.” The machine’s identification can be determined from the VES barcode using the card shown in Figures 6 and 7A. This barcode is a unique identifier for each piece of mail; it is used in subsequent passes to coordinate further processing. Note that the VES document [3] contains diagrams detailing the program steps for each of the three passes through the MLOCR.

The MLOCR applies a spray cancel to stamped mail. It is able to distinguish between stamped and metered mail through the differing wavelengths of their fluorescent inks. The new MLOCR is currently set to not cancel postage meter stamps, while the procedure in the past at some plants has been to cancel most postage meter stamps [4].

Next, the MLOCR attempts to read the address and postal code. If this Optical Character Recognition (OCR) step is successful, the MLOCR applies the new 4-state barcode (Figures 7 and 7B). In fact, the presence of a 4-state barcode indicates that the mail was processed by the new equipment.

If the OCR is unsuccessful, the image is sent to another part of the building, to a human operator who has 15 seconds to find and transcribe the postal code. If the operator is successful at this step, the 4-state code is applied to the front of the piece. If the operator is unsuccessful, the image is stored to be viewed later, and the mail piece is sorted out to be processed later. In general, the OCR is able to read virtually all typed addresses as well as a large percentage of handwritten addresses.

Once a mail piece is assigned a VES barcode on the back, and the 4-state code on the front, it can be traced as it travels throughout the Canadian postal system. Barcoded tags as well as day-of-the-week, colour-coded tags are printed by the system for the bins, to ensure that each bin is shipped properly to its destination.

This sorting system also can recognize about 100 current Canadian postage stamps. It is not clear how that information is used at present, but eventually most Canadian stamps will be recognizable. This will allow the system to determine if the postage is correct.

To summarize, the First Sort pass sorts the mail into 240 bins:

- Foreign Mail is sorted to separate bins.
- Mail to other parts of Canada (other than the area of the plant) is sorted to separate bins.

- Mail with undetermined postal codes is sorted out for further inspection.
- Mail to large centres (Toronto, Montreal, etc.) is collected in separate bins.
- Mail for large-volume recipients is sorted to separate bins.

The Second and Third Sorts are accomplished by reintroducing mail from the first sort and from the EFM to complete final carrier route sorts.

- All mail in the second and third sorts have a readable postal code and a 4-state code.
- Mail from other sorting plants is included.
- Pre-coded addressed admail, culled by the EFM or provided by large mailers, is added.
- Sorting ultimately is done down to the carrier's route.
- This process does not yet sort mail according to specific house numbers, but this is planned for most areas.

The ultimate product of the several MLOCR passes is a set of barcoded and colour-coded bins containing mail sorted to the level of the carrier's route. The route-carrier receives mail that is essentially ready to deliver. Flats are sorted in a separate process that produces a separate set of mail in bins for each mail carrier. Often, mail is found that cannot be sorted. This mail is sent to the local post office separately for manual handling.

## Barcodes

The barcodes printed on Canadian mail fall into several categories.

The **VES code** present on the back of Canadian sorted mail (Figure 7A) has not changed in about 10 years. A small “VES Card” is available that decodes this barcode (Figure 6). The contents of that code are described above.

One form of the **4-state barcode** has been used on flats for about 10 years. The 4-state barcode (Figures 7 and 7B) used for letter mail provides complete address information to the automated equipment. While the USPS provides a web page that decodes the US 4-state version known as Intelligent Mail Barcode [5], Canada Post does not currently provide this type of information. It appears that at one time a “Canada Post 4-State Barcode Handbook” was available at canadapost.ca [6], but that page has been removed and Canada Post media relations was not able to provide it.



**Figure 7 (Left).** Typical metered mail, now without spray-on.

**Figure 7A (Bottom left)** VES code.

**Figure 7B (Bottom right)** 4-state barcode.



The postage meter **Datamatrix** barcode, now universally used for all Canadian metered mail, was described in detail by Gerrit Bleumer [7], an employee of one of the three postage meter vendors in Canada. His book refers to Canada Post specifications [8] that Canada Post will not confirm. However, by following his description, most of the public-data fields in the Canada postage meter Datamatrix barcode can be decoded. (A few fields seem to be double encoded.) The US and Germany have released specifications of the barcodes for their meters, and the public fields in barcodes of some 10 countries around the world are decodable [9]. This is a subject for another article in the near future.

## Summary

The postal systems of the world have an enormous task despite, and because of, the presence of ever-changing electronic-messaging competition. The number of mail pieces has decreased just enough to take away any chance of profit, and this puts pressure on all postal administrations' finances. It appears that the only way that postal administrations can continue to perform their task is to seek out better automation. We were fortunate to obtain this tour at exactly the time when Canada Post is introducing new, advanced sorting systems.

The Toshiba MLOC equipment we saw consolidates the steps formerly provided by three different machines. Multiple transfers and reloading of mail from machine to machine have been greatly simplified in the process. We were told that the sorting of larger flats is also scheduled to be improved by the introduction of the Flats Sequencing System (FSS).

The barcoding of mail is integral to the technological advances taking place in mail delivery. Each piece is given a unique identifier that provides complete address information. Each piece is traceable throughout the mail system, which uses the information to ensure that mail is travelling correctly, making adjustments if weather or other factors interfere. Perhaps more interesting to philatelists is that we are watching postal history in the making.

## Acknowledgements

The authors would like to thank Andrew Chung who arranged our tour and provided considerable advice, as did Nick Poppenk and Mike Street. We all thank Wai Chan for his very informative tour and Canada Post's National Media Relations Manager, John Caines, who provided the photos in Figures 2 through 5.

## References and endnotes

- [1] David Crotty, "Sorting the Mail at the USPS," *MSS Quarterly Bulletin*, 62(2, 288), 2010, 1.
- [2] High Speed OCR Letter Sorting Machine TT1200, Toshiba Corporation, Security and Automation Division, 2009. <<http://www3.toshiba.co.jp/snis/ovs/scd/postal/lsm.htm>>
- [3] Video Encoding System (VES), Canada Post Corporate Manual System 1401.11. 29 January 2007.
- [4] Postage meters were originally considered "cancelled" mail due to the date. Early meters of some countries had imitation cancel lines to emphasize that. As such, most metered mail has not received separate cancellation. However, about the year 2000, large mailers complained that Canada Post was not processing metered mail promptly. Canada Post's investigation indicated that the mailers had indeed not shipped the mailings promptly. In response, most metered mail after that received the spray-on cancel to indicate when Canada Post received the shipments.
- [5] Intelligent Mail Barcode Decoder. <<https://ribbs.usps.gov/index.cfm?page=encoder>>.
- [6] Canada Post's 4-State Barcode Handbook. <[http://www.canadapost.ca/common/offering/address\\_management/pdf/dbc\\_handbook-e.pdf](http://www.canadapost.ca/common/offering/address_management/pdf/dbc_handbook-e.pdf)>
- [7] Gerrit Bleumer, *Electronic Postage Systems, Technology, Security, Economics*, Springer, Birkenwerder, 2007.
- [8] Digital Meter Indicia Specification 3457, Canada Post.
- [9] Meter Stamp Society Discussion Group. <http://groups.yahoo.com/group/meterstampsociety>>.

# *Hugo Deshaye (Philatelist) Inc.*

DEALER IN CANADIAN POSTAL HISTORY

**TANIC  
SASTER  
HEAT LOSS  
F LIFE  
ENING NEWS**

*La Patrie*

THE HAMILTON HERALD  
MAR 30 1925 ONT.  
Mr. H. Kiehl,

The Lindsay Daily Post  
Wilson & Wilson Limited, Established 1872  
LINDSAY, ONTARIO  
1924

McConnell Eastman  
London  
Ontario

EVERYBODY READS  
The Lindsay Daily Post  
OR EACH WEEK  
The Thursday Post

hdphil@videotron.ca  
hugo@hdphilatelist.com  
<http://www.hdphilatelist.com/>  
Tel : 1-888-516-5445

Hugo Deshaye (Philatelist) Inc.  
P.O. Box 1000 Stn Forces, Box 444  
Courcellette, Quebec,  
G0A 4Z0 – Canada

CSDA - BNAPS - RPSC - PHSC - CPS of GB - SHPQ

# The bulk newspaper stamp receipt books

*George B Arfken and William S Pawluk*

FROM the mid-1890s until 1901, the Canadian postal charge for mailing bulk shipments of newspapers from the publisher or agent was paid by affixing stamps to a special receipt form that had a space at the top for the weight of the newspapers below the words “*Firmly affix stamps hereunder.*” The origin and authorization of this receipt form is one of the mysteries of nineteenth-century philately. It would appear that, in 1894 or earlier, the Post Office, Ottawa, issued a circular stating that this receipt form was to be used for paying the 1¢ per pound on bulk shipments of newspapers that were being mailed. We have never seen such a circular, and the *Official Postal Guides* do not mention one. So that takes us to the dates stamped on these receipt forms when the stamps were cancelled. An early receipt form, dated SE 19 94, is shown in Figure 1 [1]. We have seen a report of receipt forms dated AU 9 94 and AU 28 94, but have not yet confirmed these August dates.



**Figure 1.** A receipt form showing payment of \$.60 with twelve 5¢ Small Queens for 60 pounds of newspapers, Brantford, Ont., SE 19 94.

The *Postal Guides* did state which newspapers should be charged 1¢ per pound. From the 1892 *Postal Guide*, p. viii:

4. British newspapers and periodicals brought by mail to Canadian booksellers or news agents may be reposted by them to regular subscribers in Canada free of postage.
5. Newspapers and periodical publications printed and published in Canada, less frequently than once a month, addressed to regular subscribers and news agents are liable to a rate of 1¢ per pound, or fraction thereof.

---

Keywords & phrases: Large Queens, military, postal markings, plating



The 1894 *Postal Guide*, p.viii, changed Section 4:

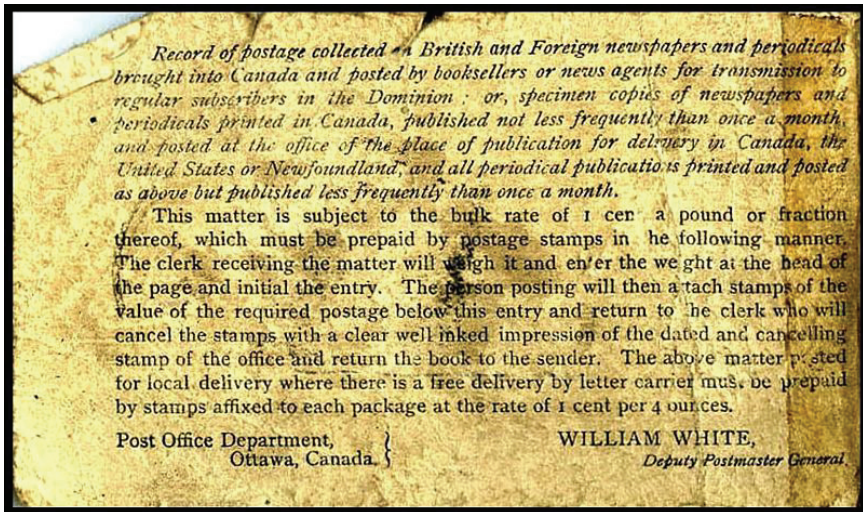
4. British and United States or other foreign newspapers or periodicals may be reposted to subscribers in Canada at the rate of 1¢-per-pound rate, payment to be made according to the weight of the packet containing the copies for each locality addressed, and the necessary postage stamps to be affixed to each such packet.
5. Same as 1892, Section 5 ...
8. Specimen copies added to 1¢-per-pound rate.

There was a further change in the 1895 *Postal Guide*. Canadian newspapers which had been free, were now charged the transient newspaper rate of 1 cent per 4 ounces if they were being mailed in or to a town having free delivery.

We consider this rate at the end of this article.

## The receipt books

Collectors have long known of these receipt forms with cancelled stamps paying the 1¢ per pound newspaper rate. More has been learned from the discovery in 2007 of a complete book of these receipt forms. This book has been described in some detail by Scrimgeour [2]. We propose to discuss bulk newspaper stamp receipt books and forms, illustrating various points with some of the receipt forms from this book.

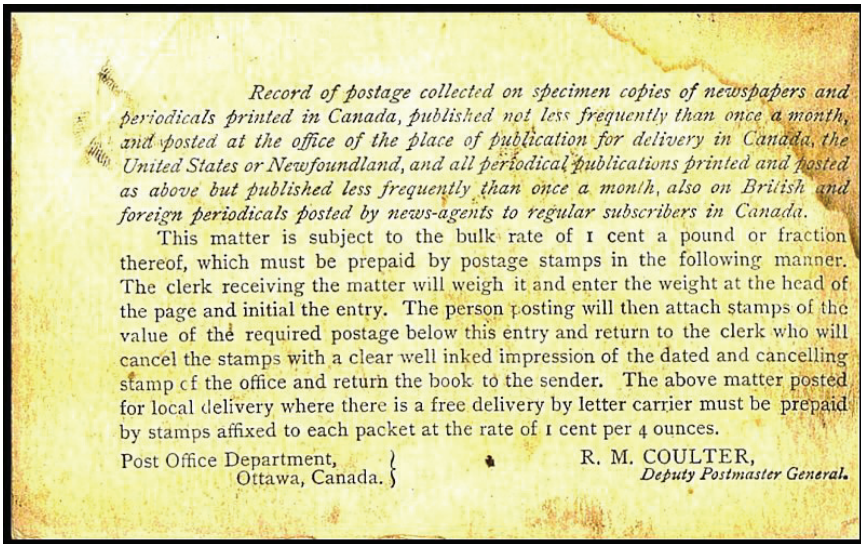


**Figure 2.** The explanatory page of the *Toronto Globe* receipt book, January 1895.  
(Courtesy of Weeda Stamps and the Postal History Society of Canada)

The first page of the bulk newspaper stamp receipt book shows a pencilled “*Toronto Globe*” and the dates 18 July to 17 August 1897 on the right. Scrimgeour has pointed out that 18 July is wrong. It should be 18 January 1895. On the left of Figure 2 are two paragraphs. The top one, in italics, restates the requirements set out in the *Postal Guides*, as quoted above. The second paragraph, in roman type, tells how each receipt form is to be filled out, *viz.*:

1. The receiving clerk will weigh the package of newspapers and enter the weight at the top of the receipt form.
2. The person posting the package of newspapers (in this case the *Toronto Globe* agent) will affix the required stamps.
3. The postal clerk will cancel the stamps and return the receipt book to the sender.

The authors' book, *A Canadian Postal History, 1897–1911* [3], shows the explanatory page of a receipt book from 1900, the last full year in which this receipt-form system was in use. Figure 3 shows this page. Comparing the 1895 page, Figure 2, with the 1900 page, Figure 3, we see that the italicized top paragraph has been reworded, but it identifies the same newspapers as liable for the 1¢ per pound postal charge. The 1895 page bears Deputy Postmaster William White's name. The year 1900 page names RM Coulter. Hillman [4] gives White's dates of office as 1 July 1888 to 1 August 1897, and for Coulter, 1 August 1897 to 17 August 1923



**Figure 3.** The explanatory page of a 1900 bulk newspaper receipt book.  
(Courtesy of *A Canadian Postal History, 1897 – 1911.*)

### **A few receipt forms from the *Globe* bulk newspaper receipt book**

The *Toronto Globe* receipt book starts on 18 January 1895, with a 230-pound package of newspapers (Figure 4). This first mailing was followed by 13 receipt forms of lightweight and low-cost postage through 29 April. Then, on 21 May, there was a dramatic shift. The book displays eight receipt forms, each for 600 pounds, each paid with twelve 50¢ Widow Weeds and each receipt form dated MY 21 95. Figure 5 shows one of these extraordinary receipt forms. A single receipt form for 200 pounds with four 50¢ Widow Weeds completed the explosion of use of these stamps.



**Figure 4.** Payment of \$2.30 for 1¢ per pound of 230 pounds of newspapers, Toronto, Ont., JA 1895. The blue 50¢ Widow Weeds were the highest denomination until the Jubilees were issued in June 1897. Note the two 15¢ Large Queens. While no longer the highest denomination, the 15¢ Large Queens were still in use. (Courtesy Weeda Stamps and the Postal History Society of Canada)



**Figure 5.** Twelve 50¢ Widow Weeds paid for mailing 600 pounds of "Women's Globe" newspapers, 21 May 1895. All the stamps were cancelled with three-ring orbs. (Courtesy Weeda Stamps and the Postal History Society of Canada)

The stamps on all nine of these pages were cancelled three-ring orbs. This cancellation does not appear elsewhere in the book. All nine of these receipt forms are labeled "Women's Globe," a special mailing of the *Toronto Globe*. The unusually large number of newspapers being mailed out on this one day may be attributed to the extensive advertising of the *Globe* and to Queen Victoria's birthday.



**Figure 6.** The postal charge for mailing 180 pounds of newspapers was paid with 50¢ and 20¢ Widow Weeds and a 10¢ Small Queen.  
(Courtesy Weeda Stamps and the Postal History Society of Canada)



**Figure 7.** Eight 20¢ Widow Weeds, a 15¢ Large Queen, and a 1¢ Small Queen paid for 176 pounds of newspapers being mailed.  
(Courtesy of Weeda Stamps and the Postal History Society of Canada)

On 4 July 1895, there was a receipt form for 180 pounds (Figure 6). We chose this receipt form to show the stamps available: 50¢ and 20¢ Widow Weeds and a 10¢ Small Queen. The 15¢ Large Queen was also available.

The next 19 receipt forms, dated 26 June 1895–17 February 1896, were all lightweight, low value. Then came seven heavier loads, higher values. The first two of the seven were

dated FE 19, the third showed only 1897. These were followed by four receipt forms dated MR 3 97. All of the dates are in purple, with almost illegible “ENQUIRY OFFICE” cancels. Then it looks as though a year had suddenly passed, or maybe this receipt book was set aside and forgotten.

Figure 5 is a special treat for 50¢ Widow Weeds collectors. For 20¢ Widow Weeds collectors, we offer Figure 7.

The Jubilee stamps were issued on 19 June 1897 and first appeared in the *Globe* receipt book on 24 June 1897. Figure 8 shows a receipt form for 352 pounds of newspaper to be mailed for \$3.52. Yes, it's got a \$3 Jubilee.



**Figure 8.** For 352 pounds of newspapers being mailed, \$3.52 in payment: a \$3, a 50¢, and two 1¢ Jubilees. (Courtesy Weeda Stamps and the Postal History Society of Canada)

A very large spike in newspapers to be mailed was seen on 24 June 1897. This was a well-advertised special edition of the *Globe*. In addition, Dominion Day, 1 July, was only a week away. On this one day, 24 June, this book included 20 receipt forms for bulk newspapers being mailed, with the postal charges paid with Jubilee stamps.

These 20 pages from June 24, as well as two pages dated 29 June 1897, will be covered in a separate article on the dollar-value Jubilees being prepared by the authors. Figure 9 shows a receipt form that does not include any of the dollar-value Jubilees.

On 6 August 1897, there were five receipt forms each for 250 pounds of newspapers, each paid with a strip of five 50¢ Jubilees. Maybe the *Globe* was packing the newspapers into 50-pound packages, or maybe the weight was set by five 50¢ Jubilees fitting nicely on a receipt form. One of these five receipt forms is shown in Figure 10.



**Figure 9.** Forty-one pounds of newspapers being mailed paid with 20, 10, 5, 3, 2, and 1¢ Jubilees, JU 29 97. (Courtesy Weeda Stamps and the Postal History Society of Canada)



**Figure 10.** One of the five forms, each for 250 pounds of newspapers being mailed. Payment was made with a vertical strip of five 50¢ Jubilees. The other four receipt forms are almost identical to this one. (Courtesy Weeda Stamps and the Postal History Society of Canada)

The last receipt form in this receipt book was for three pounds of newspapers on 17 August 1897. The 3¢ postal charge was paid with a 3¢ Jubilee.

## January 1899: Free-postage restrictions

Canadian newspapers and periodicals that had enjoyed free postage were now charged (bulk rate) for regular subscribers or newsdealers in Canada. The new charges were:

- ¼¢ per pound, 1 January 1899–30 June 1899
- ½¢ per pound, starting 1 July 1899.

Figure 11 shows a receipt form from Toronto dated FEB 27 1900. Notice that like the earlier receipt forms, there is no statement at the top specifying the rate, so this receipt form could be used for the more common 1¢ per pound and also for the two new rates, ¼ cent per pound and ½ cent per pound. The receipt form shown in Figure 12 does specify one cent per pound. Presumably, new forms were issued for the new ¼-cent and ½-cent rates. Collectors having receipt forms with cancelled stamps dated 1899–1901 might want to check the rate specified and the postage paid to see if they have examples of these ¼- and ½- cent rates. Examples are probably very rare.



**Figure 11.** One hundred and eighty pounds paid with three 50¢ Widow Weeds and three 10¢ Numerals, Toronto, FEB 27 1900. Note the use of the 50¢ Widow Weeds. They were issued in February 1893 and continued in use until replaced by the 50¢ Edwards in November 1908.

## Distribution of weights

To provide a rough idea of how the *Globe* bulk newspaper receipt book was used, we divided the range of newspaper weights into four sections and counted the number of receipt forms in each section. The results are shown at right:

Weight	Receipt Forms
1-10 pounds	36
10-100	15
101- 300	19
Over 300	29
<b>Total</b>	<b>99</b>

Two comments:


1. There are 36 receipt forms in the 1-10 pound range. About 36 percent of the newspaper packages mailed were relatively light.
2. With 29 in the over-300-pound range, about 29 percent fell into the very heavy group. Twenty-eight of these very heavy mailings came on 21 May 1895 and 24 June 1897, the two days on which the *Globe* sent out heavily publicized special editions. Very heavy packages would probably not show up so frequently in receipt books issued to publishers in smaller cities.

## The end of the bulk newspaper stamp receipt books

In a Departmental Circular dated 1 June 1901, Deputy Postmaster General RM Coulter wrote to the postmasters:

*By direction I have to inform you that the postage on newspapers and periodicals mailed as second class matter must, on and after the 1st July next be pre-paid in cash (instead of in postage stamps as heretofore), and to request you to so inform the publishers who are patrons of your office.*

A receipt form dated 6 June 1901, the last month of the use of the receipt forms, is shown in Figure 12.



**Figure 12.** Shipment of 30 pounds of newspapers paid with 30¢ in low-value Numerals. Note the specification “One Cent per pound.”

## The 1¢-per-4-ounce rate

According to the 1895 *Postal Guide*, this rate applied to

1. Canadian newspapers in cities where the letter carrier system (free delivery) had been established. This rate would also apply to



2. Newspapers having enclosures (ordinary business handbills, advertising sheets), and
3. British and US newspapers receiving free delivery.

Figure 13 offers an example of this 1 cent per 4 ounce postal rate.



**Figure 13. Five 50¢ Widow Weeds paid \$2.50 for shipping 62½ pounds of newspapers, Peterboro, Ontario, 24 October 24 1899**

A former owner (GBA) of this receipt form believes that the “62½” was not written for the number of pounds but was set to require exact payment by five 50¢ Widow Weeds. Examples of this bulk newspaper 1¢-per-4-ounce rate that postal historians can accept as normal commercial use are rare.

At the beginning of this article, the authors emphasized that they knew of no Department Circular or Order authorizing and requiring use of the receipt form. We would like to hear from any collector with a used receipt form dated earlier than the 19 September 1894 shown in Figure 1. We believe that French versions of the receipt forms exist. We would also like to hear from any collector who has a French receipt form. Write the Editor or e-mail us at <bill.pawluk@shaw.ca> or garfken1@tampabay.rr.com.

## References

- [1] George B Arfken, *Canada's Small Queen Era, 1870–1897*, Vincent Graves Greene Philatelic Research Foundation, Toronto, 1989, p. 143.
- [2] Gray Scrimgeour, “Postal History of a Pioneer Western Canada Family: The Drewry Find,” *PHSC Journal* No. 131, (September 2007), pp. 3-43.
- [3] George B Arfken and William S Pawluk, *A Canadian Postal History, 1897–1911*, British North America Philatelic Society, 2006, p. 105.
- [4] Thomas A Hillman, *The Post Office in Canada*, British North America Philatelic Society, 2003, p. 120.

## BNAPS Book Department

C/O Ian Kimmerly Stamps

62 Sparks Street, Ottawa, Ontario, K1P 5A8

(613) 235-9119 (613) 235-9504 fax

kimmerly@iankimmerly.com



Ian Kimmerly Stamps is the agent for the BNAPS Book Department. Specific inquiries should be addressed to Brian Wolfenden or to Ian Kimmerly, who can be reached at the address above. The entire BNAPS book inventory can be viewed on the Internet at: <http://www.iankimmerly.com/books>.

On the website, you will find a short review and a scanned image of the book cover. A text-only list is also available on the web site. A hard copy will be sent at no charge, upon request.

### New Titles

### C\$ Retail




	<p><b>The BNAPS Catalogue of Canadian Military Mail Markings: Volume 2—The World War 2 Era 1936–1945</b>, 2011 by C. Douglas Sayles (Editor). The second of a three-volume update, this new BNAPS catalogue contains more than 400 cancellations not recorded in <i>Canadian Military Postal Markings</i> by Bailey and Toop. 304 pp. <b>\$49.95</b> SPECIAL: When you buy this book, get <i>Canadian Military Postal Markings</i> by Bailey and Toop for only \$25.</p>
	<p><b>The Hunting, Fishing and Conservation Stamps of Canada</b>, 2011 by Clayton Rubec. The first thorough examination of Canadian revenue stamps issued for hunting, fishing, and conservation permits and fund-raising. Colour edition. Spiral, 450 pp. <b>\$148.00</b> (Also available in black &amp; white edition at <b>\$60.95</b>).</p>
	<p><b>Notes Through Barbed Wire</b>, 2011 by Michael Powell. A comprehensive look with a new approach on mail to and from civilian internees and prisoners-of-war held in camps in Canada during World War II. Colour edition. Spiral, 412 pp. <b>\$138.00</b> (Also available in black &amp; white edition at <b>\$56.95</b>).</p>
	<p><b>A.C. Roessler's Canadiana</b>, 2011 by Gary Dickinson. A compilation with colour illustrations of the many areas of Canadian philately touched by this prolific cover cachet designer and printer. Spiral, 62 pp. <b>\$33.95</b></p>
	<p><b>British Empire Civil Censorship Devices, World War II: Section 7—Canada &amp; Newfoundland</b>, 2011 by Peter C. Burrows. The previous edition of British Empire Civil Censorship Devices by Chris Miller included other western countries. In this new edition by Peter Burrows, the Canada and Newfoundland portion has been separated, revised, and expanded. It is essentially an illustrated catalogue of the censorship devices used during WW II. Each marking has a catalogue number and brief description, the size in millimetres, and the colour(s) known. Spiral, 160 pp. <b>NB: This non-BNAPS publication is not eligible for members' discount.</b> <b>\$25.95</b></p>

## Pricing

BNAPS Books are published with only a Canadian retail price shown. BNAPS members receive a forty percent discount from this price. There are three reasons for doing this. We want to have greater market penetration outside traditional BNAPS venues. Showing only retail prices helps in this effort. Second, with the fluidity of currency markets, quoting US\$ prices can lead to inequities either for BNAPS or the purchaser. Finally, quoting only one price reduces the likelihood of mistakes.

## More New Titles (See website for full list)

## C\$ Retail

	<p><b>Canadian Postage Meter Stamps</b>, 2011 by David E. Crotty. BNAPS Exhibit Series #63. The first book to illustrate the wide variety of material that can be found in the often neglected field of the postal history of mail prepaid by postage meter impressions instead of by stamps. Spiral, 130 pp. Colour edition. <b>\$74.00</b> (Also available in black &amp; white edition at <b>\$41.95</b>)</p>
	<p><b>British Colony of Canada 1865 Second Bill Stamp Issue</b>, 2011 by Richard Fleet. BNAPS Exhibit Series #62. The first exhibit book on this classic issue of Revenue Stamps. Spiral, 192 pp. Colour edition <b>\$97.00</b> (Also available in black &amp; white edition at <b>\$47.95</b>)</p>
	<p><b>Newfoundland Airmail Stamps and Air Mail Flights: 1918-1949, Supplement</b>, 2011 by Peter Motson. BNAPS Exhibit Series #54-Supplement. The supplement updates the original book to show additional material present when it won the Best Aerophilatelic Exhibit Award at the London 2010 International Exhibition. Spiral, 38 pp. Colour edition <b>\$40.00</b> (Also available in black &amp; white edition at <b>\$28.95</b>)</p>

## Shipping

When shipped individually, a few BNAPS books will qualify for “other lettermail” postal rates, which are reasonable; similarly US and overseas “small packet” rates can sometimes apply. Many other packages have to be sent Parcel Post (starting at about \$8.50); sometimes, Xpresspost can be less expensive. We will find the most cost-efficient mailing system and charge exact postal charges plus \$2 per order (regardless of the number of books) for packaging and handling. Please e-mail us, giving your address with Postal Code or Zip Code, and we will determine the exact postage and handling charge. If you do not have e-mail, please telephone. We will do the calculation and return your call.

## New Offers

Be the first to receive new books! We will notify you by e-mail whenever a new BNAPS publication is available. Simply go to: [www.iankimmerly.com/bnapslist](http://www.iankimmerly.com/bnapslist) to subscribe.

## Payment

Payment by Visa or MasterCard is preferred because this allows an exact “to-the-cent” payment and conversion of currencies if applicable. To pay by cheque, please contact Ian Kimmerly Stamps directly for a total. For US\$ or £UK cheques, amounts will be calculated at the current rate of exchange.

# Postal potpourri 21. New postal labels

*Earle Covert* A series about items that can be purchased or found at post offices in Canada, with an occasional side-trip back in time.

**I**N this installment of Postal potpourri, we look at some of the labels found on mail delivered to homes and offices in Canada, and at a very new change in Canada Post's method of redirecting mail.



**Figure 1.** Original "Flip Over" label.

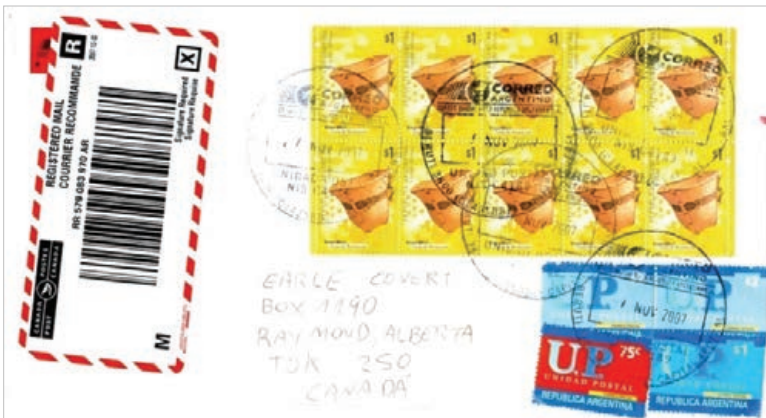


**Figure 2.** New "Flip Over" label.

## "Flip Over" labels

There are times when the postage for an item is not found on the same side as the address or there is some other reason to look at the reverse. For a number of years, Canada Post has used the "Flip Over" label shown in Figure 1, which came from a self-adhesive horizontal roll. In mid-2008, some of the larger post offices started to use the label in Figure 2, which carries a form date of May 2007 (07-05.) These come in a vertical roll of about 500 labels.

## Registered mail into Canada



**Figure 3.** Registered letter from outside Canada.

Canada Post applies a distinctive label to track Registered Mail coming from outside Canada for delivery in Canada. Figure 3 illustrates the front of an envelope from Ecuador. Figure 4 shows an enlargement of the label.

---

Keywords & phrases: Canada Post Office labels, new redirection method



Figure 4. Enlargement of label in Figure 3.

### Business Parcel Reply Mail to USA and within Canada



Figure 5. Business parcel reply envelope, Canada to USA.  
NOTE: "NO POSTAGE NECESSARY IF MAILED TO THE UNITED STATES"




Figure 6. Regular business parcel reply envelope for mail within Canada.

For several years, computer-printer ink-cartridge producers have included Reply envelopes with the packages of ink cartridges sold in Canada. The reason for this was said to be to recycle and save the environment, but given the cost of the postage, the purpose is more likely to prevent another firm from reusing the empty cartridges.

Shown in Figure 5 is a label from the Hewlett-Packard Company (HP), paying postage from Canada **TO** the United States. This is an expansion of the longstanding domestic, i.e. Canada only, business-reply service. Figure 6 shows the retailer Staples providing the same type of return service for “Regular Parcel / Colis standard” within Canada.

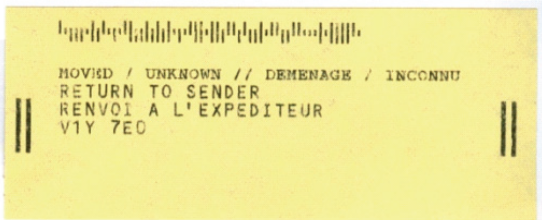
### Return-to-Sender Labels

Self-adhesive labels are increasingly replacing the use of handstamps by Canada Post to return mail to the sender for various reasons.



**Figure 7.** Return-to-Sender label, with manuscript “45¢ postage Due” in red, applied to a letter mailed without postage.

The label most commonly seen, shown in Figure 7, is part of a two-label set. The pair is used when a letter, found to be short-paid for one of the reasons given on the label, is returned to the sender for payment of the additional postage. Instructions on the label tell the customer to add the additional postage and peel it from the transparent underlying label which, because it has protected the address, allows the letter to be re-mailed in the same envelope. If rejected again by a machine, the transparent label will tell a processing clerk that the item has been returned once, allowing it to be checked a second time for correct postage.



**Figure 8.** Label used when addressee cannot be found.


The Return-to-Sender label in Figure 8 is used when the addressee is unknown at that address or has moved without arranging for mail to be forwarded, or if the period paid for forwarding has ended without additional forwarding purchased.

The label shown in Figure 9 is not commonly seen because it is used to return mail to a sender, usually a business, who/which has requested the return of undeliverable mail posted at other than a first-class rate or for which a return fee is required. The reason for return and the amount of postage due is written in the red box, beside which is a box for the initials of the postal worker assessing the charge.

### Redirection on change of address

One of the most common reasons for mail to be redirected is that the addressee has moved and left a new address so that correspondence and packages can be forwarded. Until the early 1990s, forwarding addresses were handwritten on the envelope or packet, usually by the letter-carrier on the route or by postal clerks where there was no home delivery. With the advent of computers and associated printers, self-adhesive labels came into use at most large post offices. Until the summer of 2011, the label shown in Figure 10 was the style used for this purpose. Note that these were printed by the same machines that produced the Return-to-Sender labels shown in Figure 8, above.

**Figure 9.** Return-to-Sender label used when a charge applies.



**Figure 10.** Original style of self-adhesive Redirection label.

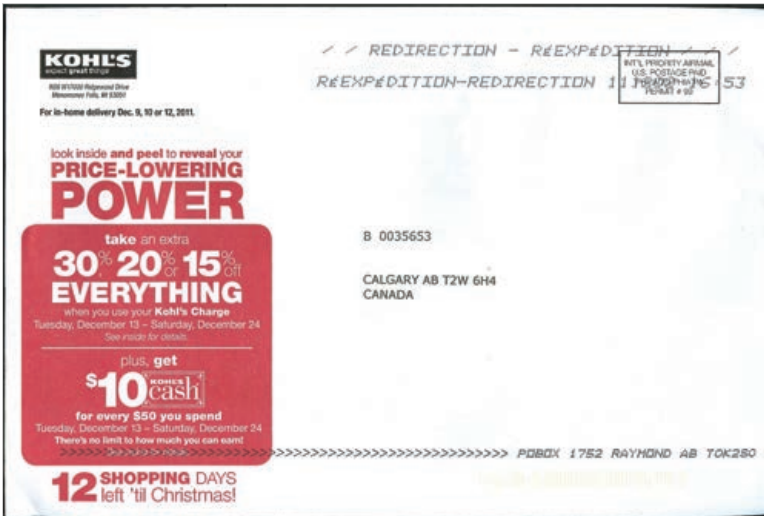
In June or July 2011, a new method of redirecting mail, in which the new address is printed directly on the envelope, appeared. An example is shown in Figure 11. Another example I have seen had a short barcode in red, under and slightly to the left of the printed address. These two types were in use simultaneously with the older self-adhesive labels

shown in Figure 10, occasionally on the same envelope. Some postal employees did not like the new system as they found it confusing. Their initial reaction to the Figure 11 example was that it had been misssent, because the prominent yellow label that had previously been used often, but not always, covered up the old address.



**Figure 11.** Original 2011 style redirection address printed on envelope.

The changes in technology in Canada’s postal system allow cancellations applied by machines using an ink-jet spray to be modified quickly, often in just a few minutes in the case of text errors. By November 2011, Canada Post had responded to employee concerns about the new method of showing redirection addresses with the new style shown in Figure 12. In addition to a long string of arrows pointing to the new address, an additional two-line spray cancellation, using the words “REDIRECTION – RÉEXPÉDITION” on both lines and the date of application on the first line, is now being applied. It will be difficult for postal personnel to miss new addresses identified by this method.



**Figure 12.** November-2011-style redirection address printed on envelope.



# The 1935 Canada Silver Jubilee imperforates: Official correspondence— interpreting the information

*Neil Donen and Derek Hayter*

ARTICLES appearing in the third and fourth quarter 2010 issues of *BNA Topics* identified and discussed the potential numbers of 1935 Canadian Silver Jubilee imperforate stamps that had apparently become available in the public domain[1, 2]. One of the authors (DH) is in possession of correspondence between the Postmaster General of Canada (PMG) and the President of the Canadian Bank Note Company (CBNC) (Figure 1). The letter is interesting from a number of points of view and is used to illustrate a number of issues that arise in interpreting officially provided information.

The background information is briefly summarized for the benefit of readers. Up to six gummed panes were provided to the Canada Post Office (CPO) Department from the printers, the CBNC. Two were retained by the CPO, while the remainder were available for distribution “under the direction of the Post Master General.” In the 1930s, Stanley Deaville, a senior Post Office official, began exchanging these extra panes for nineteenth-century Canadian stamps from a private collector. It is believed the collector was either one Fred Norris from Michigan or Allard Brophy from Montreal.

Table 1 summarizes the total number of known, gummed imperforate stamps.

**Table 1. Number of Canada 1935 Silver Jubilee imperforate stamps identified**

Value	No. of stamps in public domain	No. of stamps at National Archives	Total
1¢	300	100	400
2¢	200	100	300
3¢	250	50	300
5¢	100	100	200
10¢	250	50	300
13¢	300	100	400

The letter in the figure, dated March 1939, identifies Fred Norris of Bay City, Michigan as having exhibited Silver Jubilee imperforate stamps. This is some four years after the issue of the stamps and would seem to strongly support the notion that he was the private collector with whom Mr Deaville, the Post Office official, interacted.

The second issue identified in the letter relates to the number of imperforate stamps provided to, and retained by, the CPO, as well as to their format. The letter seems to suggest that the full printer's sheets were divided into panes and delivered thus to the CPO (*e.g.*, 1¢ “4 sheets—100 on” indicates four panes of 100 stamps each). Some of these panes (“sheets”) were returned to the CBNC. The final tally of stamps retained by the PO as identified in the letter does not, however, completely tally with the number of stamps proposed by Donen (Table 2, below).


---

Keywords & phrases: 1935 Canada Silver Jubilee, imperforates

In particular, the author suggests that there were fewer 1¢ and 13¢ than identified by the CPO. As only three upper-pane imprints have been identified for the 13¢, it is quite possible that only half of an upper pane was retained by the CPO, giving a grand total of 350 stamps. The 100 extra 1¢ imperforate stamps identified at the Canadian National Archives and in the public domain are more difficult to explain.



Third, the finding of the gutter blocks of eight imperforate 3¢ and 10¢ stamps is at odds with the description of how the panes (“sheets”) were delivered to the CPO.

**Figure 1. Letter from CBNC to Postmaster General in 1939. (Reproduced with permission from the Canadian Bank Note Company.)**



**CANADIAN BANK NOTE COMPANY, LIMITED.**  
224 WELLINGTON STREET  
P.O. Box 384

OTTAWA, March 16th, 1939.

Honourable Norman McLarty,  
Postmaster General,  
Post Office Department,  
Ottawa.

Dear Mr. McLarty:-

We are in receipt of your letter of the 13th instant, advising that according to information you have received, Mr. Frederick T. Morris, of 701 Lincoln Avenue, Bay City, Michigan, recently exhibited imperforate sheets of King George V Silver Jubilee Stamps of the 1935 Issue in denominations of 1¢, 2¢, 3¢, 5¢, 10¢ and 13¢ from his philatelic collection.

After carefully verifying our records I can assure you that all orders printed of the Jubilee Issue balance correctly and no imperforate sheets of those Stamps have been released by us other than those delivered to the Acting Deputy Postmaster General on instructions contained in his letter of April 9th, 1938, and for which we hold receipts, viz:-

Date	Delivered to Department	Retained by Department	Returned to C.B.N.Co. Approved for Colour
Apl. 12/35	4 sheets Imperforate 1¢ Stamps - 100-on	3 sheets 100-on	1 sheet 100-on
" " "	4 sheets Imperforate 2¢ Stamps - 100-on	3 " 100-on	1 sheet 100-on
Apl. 16/35	4 sheets Imperforate 3¢ Stamps - 100-on	3 sheets 100-on 1 sheet 50-on	1 sheet 50-on
Apl. 20/35	4 sheets Imperforate 5¢ Stamps - 100-on	3 sheets 100-on	1 sheet 100-on
Apl. 30/35	4 sheets Imperforate 10¢ Stamps - 100-on	3 sheets 100-on 1 sheet 50-on	1 sheet 50-on
Apl. 12/35	4 sheets Imperforate 13¢ Stamps - 100-on	3 sheets 100-on 1 sheet 50-on	1 sheet 50-on

are still on hand and form part of our records, we are at a loss to know how any imperforate sheets came into the possession of Mr. Morris, and we regret that we cannot throw any more light on the matter.

Yours faithfully,



President.

PBT/s.

Finally, there is the issue of dates. The order for the stamps was placed on 8 April 1935, and a request for additional printings of the 1¢, 2¢, and 3¢ stamps was made on 18 April 1935. The letter indicates that some of the panes were returned to the CBNC and marked as “Approved for Colour.” While this may have been possible for most of the submitted values, it does not make sense for the 10¢ value.

According to the letter, these latter panes were sent to the CPO on 30 April, just four days prior to the issuing of the stamps. In addition, a review of the Post Office records indicates that, starting 26 April 1935, advance supplies of all denominations, including some 570,000 10¢ stamps, were despatched to various post offices throughout the Dominion[3].

The number of panes (sheets) sent to the CPO, the presence of gummed imperforate gutter blocks and the submission for colour approval of the 10¢ stamp after the stamps had been despatched to the various post offices begs some interesting questions. The first question is whether the 30 April date listed in the letter is the correct date. One possibility is a typing error.

It is, however, unlikely that the same type of error might have occurred in relation to the number of 1¢ and 13¢ stamps. In addition, none of the information provided in the letter adequately explains the 3¢ and 10¢ gutter blocks. These became publicly available through the 1975 Sissons auction of the Vincent G Greene collection, well before any material from the CBNC holdings was put on sale [4]. This implies that the CPO must have received complete imperforate sheets (or, at a minimum, two joined panes) from the printers. The conclusion one is left with is that the information provided to the PMG in the letter shown was incomplete.

Such discrepancies reveal the need to carefully review the information provided in official correspondence. Unfortunately, in this case we were unable to find any correspondence relating to complete 1935 Silver Jubilee gummed imperforate sheets being either transferred to, or received by, the Canada Post Office. As with the numbers identified in the original article, we are still left to speculate on the meaning and interpretation of what and how many 1935 Silver Jubilee imperforate sheets were given to which private collectors.

**Table 2. Comparison of numbers of stamps identified from Donen review and those listed in the CBNC letter**

Value	Total stamps per Donen (Table 1)	Total stamps in CPO per letter from CBNC
1¢	400	300
2¢	300	300
3¢	300	350
5¢	200	300
10¢	300	350
13¢	400	350

## References

- [1] Neil Donen, “The 1935 Canadian Silver Jubilee imperforate stamps: A review, unexpected findings and new conclusions (Part 1),” *BNA Topics*, Vol. 67, No. 3, (July–September 2010), pp 8–19.
- [2] Neil Donen, “The 1935 Canadian Silver Jubilee imperforate stamps: A review, unexpected findings and new conclusions (Part 2),” *BNA Topics*, Vol. 67, No. 4 (October–December 2010), pp. 52–60.
- [3] National Archives of Canada. Records of the Post Office Department, Record Group 3, Series G, Volume 3944, Microfilm Reel T-12770; Hard copy file: 13-7-10, File Title: *Postage stamps commemorating Silver Anniversary of King George*.
- [4] Christie's Robson Lowe Auctions, New York. “The American Bank Note Archives British North America,” 13 September 1990.

---

**BNAPEX 2012 CALTAPEX**  
**August 31 to September 2, 2012**  
**Hyatt Regency, Calgary**

---

# Leather “Post Cards” in fact letter rated

Bill Longley



**Figure 1.** Leather post card mailed at letter rate.

**T**HE leather post card in Figure 1, paid with a 2¢ Edward stamp, was mailed from Outremont, Quebec (Ja 4 / 06) to Thurso, Quebec, where the JA 6 / 06 receiver on the face was added. The card is die cut in the shape of a steamer trunk, with a splice hole at the left end where a tag (now missing) would have been attached. A blue handstamp reading “Illustrated Post Card Co, Montreal” vertically is at the left. Although clearly marked as a “POST CARD,” the item was in fact sent at the 2¢ letter rate because Section 22 of the 1906 *Canada Official Postal Guide* stated:

*... nothing whatever may be attached to a post card, nor may it be cut or altered in any way. If anything is attached or if it is altered in any way, the card ceases to be mailable as a post card, and can only be treated as an insufficiently paid letter.*

Section 25 (a) also states: “The material used to be ordinary card board not thicker than that used for the cards issued by the Department.” As this “post card” was made of leather and not ordinary card board, even without the tag it wasn’t allowed at the 1¢ post card rate and hence had to be sent at the 2¢ letter rate. Of course, those familiar with leather post cards have often seen them transmitted at the 1¢ rate, so this second rule seems to have been loosely enforced.



The leather post card in Figure 2 has a 1¢ Edward cancelled by an Ottawa duplex (OC 17 / 06). It was mailed to Stittsville, Ontario. The postage was placed on the small tag, which has text on the reverse, “214 Check R R,” intended to simulate a railway check tag. Although mailed at the 1¢ post card rate, this was disallowed, and the card was rated as a letter requiring 2¢ postage. The 1¢ short-payment was charged double deficiency, for a total of 2¢ due, as indicated by the “2” handstamp.

---

Keywords & phrases: post card, leather, letter rate

Thus we have two leather "post cards," neither sent as one. One was sent as a letter, the other was charged as a shortpaid letter.

**Figure 2.** Post card with tag, mailed at post card rate but rated as a letter.



422 pages

Now available  
8<sup>th</sup> edition for 2012

365 pages

**First all colour eBook stamp catalogue**

Both catalogues now contain forgeries.

BNA Catalogue has Small Queen revisions,  
semi official airmails revised with flight covers added.

Major section on  
Canada Government Official Airmail Flights.

available only in eBook format

[www.lulu.com/spotlight/jmwalsh](http://www.lulu.com/spotlight/jmwalsh)

# Rare 1908 Nain, Labrador, registered cover with international postal history significance

Kevin O'Reilly

IN “Three cancellations looking for collectors,” published in the fourth quarter 2010 issue of *BNA Topics* [1], Mike Street used the cover in Figures 1 and 2 below to illustrate the point that a collection of otherwise relatively normal cancellations could be enhanced if examples of the postmark were found on rare examples of postal history. In this case, he was highlighting the Halifax, N.S./Registered Double Circle on the reverse.

The cover was described as:

*... a spectacular registered letter from Nain, Labrador to Jamaica in June 1908 that had quite rare US Registration labels applied in both New York and Boston. In Jamaica the letter was shunted around a bit before being marked in red, “Left the Island” and returned to the sender, picking up the [Halifax postmark] before arriving at the Dead Letter Office in St. John’s, Newfoundland.*



**Figure 1.** A 1908 registered letter mailed from Nain, Labrador, to Jamaica via the United States, and returned. (Courtesy Bill Longley)

I acquired this cover for my Labrador postal history collection when it was offered as Lot 538 in Bill Longley’s Sale 16, because letters from Nain are scarce, and a registered cover is truly rare. Little did I know then that this one also had international significance.

---

Keywords & phrases: Nain, Labrador, registered mail, Dead Letter Office (DLO)



**Figure 2.** Reverse of the 1908 registered letter from Nain, Labrador, to Jamaica showing receiving and transit marks applied. (Courtesy Bill Longley)

Postmarked at Nain on 14 March 1908, it was carried by dog team to Rigolet, arriving there 1 April, and travelled, probably also by dog team, on to Battle Harbor where it was held until the first sailing of the season of the Straits Travelling Post Office (TPO) ship *Home* on 30 May. The *Home* reached Bay of Islands on the west coast of Newfoundland on 2 June. The cover would have been carried by train to St. John's, where it was placed in the Halifax mail, arriving there on 4 June. From Halifax it went to Boston (no date), where a Boston registration etiquette [see sidebar] was added on the front, and then to New York, which was the Exchange Office for mail to Jamaica. It was processed in New York on 6 and 7 June, and a New York registration etiquette was applied. Received in Jamaica on 16 June, the letter was subsequently endorsed "Left the Island" and then sent back from the Jamaica Returned Letter Branch on 24 June.

The primary function of Dead Letter Offices (DLOs) was, and still is, to return to the sender an item that, for whatever reason, cannot be delivered to the addressee. If there is no visible return address, as with the Nain letter, it is opened by the originating DLO so that the name and address of the sender can be ascertained. While some early examples show that the DLO wrote the sender's name and address on the envelope, the normal practice was to put the item in an official DLO envelope and return it to the sender. Depending on the circumstances, a charge for the DLO's service might be shown on this envelope. In the case of the Nain letter, Universal Postal Union (UPU) procedures were followed.

After determining that it could not be delivered there, the Jamaica Returned Letter Office forwarded it to the New York DLO, where it was held for seven or eight days, most likely waiting for the next trans-shipment of dead letters to Newfoundland. The Division of Dead Letters, New York, applied rectangular markings in violet on the front on 7 and 15 July. The cover was then returned to St. John's. Its arrival date in St. John's is uncertain, but it was postmarked there by the Newfoundland Dead Letter Office on 4 September.

A registered letter from Labrador to Jamaica was rare enough; for this one to be handled by Dead Letter Offices in three different countries made it even more unusual.

The *Virginia Lake* sailed for Labrador, going as far north as Nain, on 14 September. The letter was likely carried back under cover to be returned to the sender, who was somewhere in northern Labrador. If the letter originated from a point

north of Nain, perhaps at one of the Moravian missionary stations at Okak, Hebron, Ramah, or Killinek, it would have been picked up at Nain by the Moravian ship *Harmony* and taken to its destination.

A series of e-mail messages sent and received after the *Topics* article was published helped me put together the full story of the cover. Here is the chronology of events:

**Addressee:** The Norbrook Canning Co. /Constant Springs /Jamaica/ West Indies

**Postal Markings:**

- NAIN, P O LABRADOR. 14-3. 08 (straightline, black, front), **R** (thick oval, black, front)
- RIGOLET / AP 1 / 08 /LABRADOR (broken circle, black, back)
- STRAITS TPO / My 30 /08 / NEWF'D (broken circle, black, front)
- HALIFAX, N.S. / JU / 4 / 08 / REGISTERED (rubber double circle, purple, back)
- R / UNITED STATES OF AMERICA. / BOSTON, MASS. / No. (45008) (registered mail etiquette, red, added as a transit marking, front, tied by later Jamaican markings and endorsement). These special etiquettes or labels used by the US Post Office Department (USPOD) were applied to clearly catch the eye of postal workers and account for pieces of international registered mail. The production and use of these labels resulted from the implementation of an 1882 UPU resolution requiring that international registered mail matter bear a label or impression of a stamp with a capital letter "R" in Roman typeface. The USPOD opted for gummed labels, which were produced through the joint efforts of the Government Printing Office and the Bureau of Engraving and Printing. The use of these labels by those post offices authorized to handle inbound and outbound foreign registered mail became effective on 1 January 1883 and stayed in effect until 24 January 1911. San Francisco had previously been designated as an "exchange office," and the labels have thus come to be known as "exchange labels."
- NEW YORK, N.Y. -/ 6-6 / 1908 / REC'D (7) REG'Y. (double oval, pink, back)
- R / UNITED STATES OF AMERICA. / NEW YORK, N.Y. / No. (78919)/ EXCHANGE. (registered mail etiquette, red, added as a transit marking, front)
- NEW YORK, N.Y. -/ 6-7 / 1908 / REG'Y. DIV. (double oval, black, back)
- NEW YORK, N.Y. -/ 6-7 / 1908 / FOREIGN. (double oval, black, back)
- JAMAICA / JU 16 / 08 REGISTERED (double oval, black, front)

US Registration Labels were listed, for the first time, in a separate section in the 2011 edition of the *Scott's Specialized Catalogue of United States Stamps and Covers* [2]. Nick Lombardi, editor of this section, wrote this:

*...the New York label is the most common of all the labels. The Boston [label] is one of only 50 recorded in the census. ... I listed a Boston label as having a value of \$150.00. However, on [this] cover that value is out the window. Used in combination with the NY label ... with all its great markings, I'd give it an estimate of about \$300-\$400. It's really a great piece. You can add to that whatever premium would attach to it because it originated in Labrador.*



- Cross, British Post Office system mark to indicate registered letter (blue, crayon, front)
- CONSTANT SPRING / JU 16 / 08 / JAMAICA (two-ring orb, black, back)
- “Left the Island” (manuscript, red ink, front)
- CONSTANT SPRING / JU 20 / 08 / JAMAICA (two-ring orb, black, back)
- RETURNED LETTER BRANCH / JU 24 / 1908 / JAMAICA (two-ring orb, red, front)
- VOL. 38 / D.D.L. RECORD / No. (52696) / JUL 7 1908 (single frame box, violet, lower right front). Applied by the Division of Dead Letters (DDL), New York. Vol(ume) 38 refers to the Dead Letter tracking book, with the number being for this particular item.
- VOL. 38 / D.D.L. RECORD / No. (53490) / JUL 15 1908 (single frame box, violet, lower left front). Applied by the DDL New York with a different number from that used on JU 7 to indicate that the letter was being returned to Newfoundland.
- DEAD LETTER OFFICE / SEP 4 1908 / ST. JOHN’S N.F. (double frame box, blue, back). The letter was finally opened at St. John’s and then returned to the sender under cover, partly due to the plethora of markings.

**Tracking Numbers:** There are at least eleven tracking numbers on the front of the cover:

- 3551 (handwritten black, near centre at top, to left of six cent stamp, most likely registration number applied at Nain).
- 860 (handwritten red pen, left centre, possibly registration number applied by Straits TPO).
- 30535 (rubber stamp, blue, centre front) Origin uncertain, possibly Halifax, likely Boston.
- 45008 (blue rubber stamp number inside Boston registration label).
- 78919 (black printed number inside New York registration label).
- 9 (handwritten blue crayon same as the blue cross on at left centre). Applied in Jamaica. Most likely receiving registration number applied by Jamaican Post Office.
- 48 (handwritten blue crayon same as the blue cross on at left centre). Most likely dispatch registration number applied by Jamaican Post Office when letter sent to Constant Spring.
- 18 (pencil in a circle just above the DDL marking at lower left). Origin uncertain.
- 48 (handwritten purple, inside the below the one cent stamp, inside Returned Letter Branch / Jamaica mark). Most likely applied when letter returned from Constant Spring, use of same registration number applied when sent.
- 52696 (purple rubber stamp numbers inside New York DDL marking at lower right, applied on return of letter from Jamaica.)
- 53490 (purple rubber stamp numbers inside DDL marking at lower left, applied on return of letter to Newfoundland.)

The author would be pleased to hear any comments or other ideas about this cover or other aspects of Labrador postal history and can be reached at <kor@theedge.ca>.

## Acknowledgements


Thanks to Nick Lombardi, Brian Plain, Gary Steele, Mike Street, Jeff Wallace, John Walsh, and Tony Wawrukiewicz for their contributions to this article.

## References

- [1] *BNA Topics*, Vol. 67, No. 4, October–December 2010, p. 64.
- [2] *Scott’s Specialized Catalogue of United States Stamps and Covers*, 2011, Amos Publishing, Sidney, OH.

Contact us for your complimentary catalogue

# Coming March 10, 2012 The Ted Nixon Collection of the 1870-1897 Small Queen Issue



1c Thick Soft Paper  
Largest known multiple.  
ex. John Siverts



Pre-UPU 10c rate to Germany  
Cancelled with Berlin, Ont.  
Masonic intaglio  
ex. George Arfken, S.J. Menich



6c bisect cover to Bridgetown, N.S.  
ex. Firth, Jephcott, Simpson

## Eastern Auctions Ltd.

P.O. Box 250 - Bathurst - New Brunswick - E2A 3Z2 - Canada  
Telephone 1(800) 667-8267 - Fax 1(888) 867-8267  
email [easternauctions@nb.aibn.com](mailto:easternauctions@nb.aibn.com) - website [www.easternauctions.com](http://www.easternauctions.com)



1c Die Proof in issued colour  
ex. "Scenic", Simpson



8c Large Die Proof in issued colour  
on india, ex. Simpson



10c Die Proof in issued  
colour, ex. Ayre, Simpson



Late 1873 6c "Ghost Head" Plate  
see Hillson & Nixon book on Page 157



6c red brown imperf pair  
with Major Re-entry (Pos. A24)



1880 10c reddish purple mint  
block, ex. Lindsey, Bowen



"5 on 6" variety, used  
ex. John Siverts



1870 3c copper red  
mint Perf 12½



"Feather in Hair"



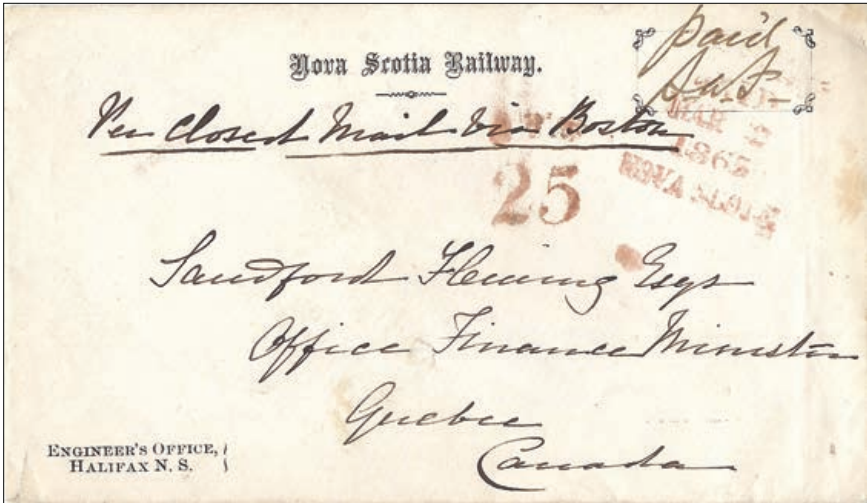
1870 3c dark rose on  
thick soft paper, mint

We are proud to present this gold-medal winning collection, featuring a myriad of die proofs, essays, imperforates, key plate multiples and exceptional postal history, lavishly illustrated and described in a special catalogue. Our General Sale will feature Foreign, particularly strong British North America, Canada and substantial Canadian Precancels.

# My favourite stampless covers

## 8a. Historic Canadian figures: Sir Sandford Arnot Fleming (cont'd)

*CR McGuire OTB FRPSC* A series featuring some of Ron McGuire's favourite covers from the stampless era. This article includes several interesting postal artifacts relating to Sir Sanford Fleming not included in installment 8 of the series.



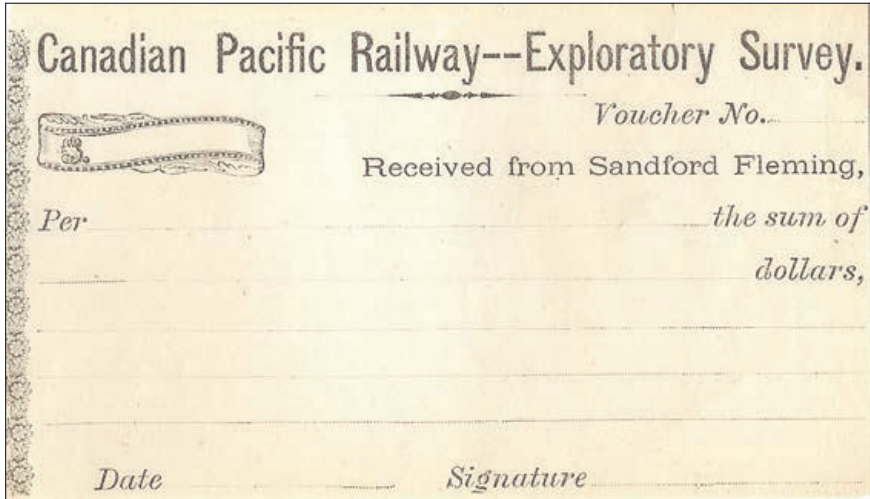
**Figure 1.** Letter sent to Fleming while he was working in Quebec in 1865.

SIR Sandford Fleming spent a lot of time away from home. The cover in Figure 1 is a Nova Scotia Railway envelope which was probably one of several Fleming endorsed in the upper right corner, “paid / SAF”, for use by colleagues corresponding with him while he was away from Halifax. This letter, sent to Fleming care of the “Office [of the] Finance Minister / Quebec”, received a Halifax tombstone dated Mar 2 / 1865 and a red “PAID/25” handstamp to show payment of the very rare double 12½¢ per ½ ounce “Maritimes to Canada via Boston” rate. A “Quebec/C.E.” CDS backstamp confirms it was received there on 9 March. Fleming was probably in Quebec discussing the estimated cost of the Intercolonial Railway, about which he was in the process of preparing a report. Note that Fleming’s initials match those on the cover illustrated in Figure 4 of the previous article, and the sender is the same person, likely Fleming’s secretary, who addressed the cover in Figure 5 of the previous article [1].


Figure 2 is a pre-printed receipt, ca. 1875, confirming that Fleming paid members of the Canadian Pacific Railway exploratory survey crew in cash—understandable because cheques would be useless to employees in the middle of nowhere, with the nearest bank miles away.

---

Keywords & phrases: Sandford Fleming, Intercolonial Railway, 3d Beaver stamp



**Figure 2.** Receipt used to record cash payments to members of the Canadian Pacific Railway exploratory survey crew.



**Figure 3.** Overweight letter mailed by Fleming from Regina, Assa to his wife in Ottawa, 21 December 1894.

Figure 3 is a letter addressed in Fleming’s handwriting to his wife at their home, 312 Daly Avenue in Ottawa. The embossed grey “NORTH WEST / TERRITORIES / CANADA” crest and “Government House / Regina” on the back flap suggests that Fleming may have been staying at the Lieutenant Governor’s official residence. The letter is postmarked with a “Regina / DE 21 / 94 / ASSA.” CDS and was paid at the 6¢ double rate. It must have weighed over two ounces, and the crease at left seems to confirm that it was thick, so was an underpaid triple rate charged double the deficiency, thus the added “6”

handstamp. The “OTTAWA–CANADA” CDS backstamp confirms it was received “DE 27 / 94”, a bit late for Christmas if it contained a present!



**Figure 4.** 1896 Registered letter to Mrs. Fleming.

The registered envelope in Figure 4 was addressed to Mrs. Fleming with the simple address, “Ottawa, Ont.” and postmarked with a “HALIFAX, N.S. / CANADA OC 24 / 96” CDS. The reverse has “THORNVALE, HALIFAX” embossed in grey on the flap and a “R / OTTAWA / OC 27 / 96” CDS backstamp. Thornvale was the home of Thomas Edward Kenny (1833–1908), Member of Parliament for Halifax County [2] at the time this letter was written. Kenny’s father, Senator Sir Edward Kenny, came to Halifax with his brother Thomas from County Kerry, Ireland in 1824. They established the T. and E. Kenny dry goods store. Thomas eventually inherited and ran the very successful family business and was involved with many other operations including the Intercolonial Railway, where he probably became friends with Fleming. Thornvale was described in the flowery language of the day [3] as a “charming residence on the bank of the North-West-Arm about three miles from Kenny’s warehouse in the city. It is a lovely spot in summer having abundant facilities for boating and bathing. Here, in the enjoyment of every beauty of wave and sky, surrounded by luxuries of every description, and furnished with everything that conduces to comfort and repose, the busy merchant and politician takes his ease.” Upon Kenny’s death, the Halifax press “hailed him as a business great, renowned for his dignity, grace and hospitality” [1].

Although it is often mentioned in philatelic articles, many collectors are still not aware that in addition to all his other accomplishments and interests, Sir Sandford Fleming also

**SPECIALIZED CANADA & BNA  
Mail Auctions Held Every 2-3 Months**



**No Buyers Commission**  
**Items from \$10. to Thousands**  
**Stamps, Proofs, Postal History**  
**Cancels, Plates & Varieties**  
**Contact us for a complimentary**  
**auction catalogue or visit our**  
**web site for auction listings and**  
**net price offers.**

**Philatelic Auctioneer since 1972**

*Lex De Ment Ltd.*

**P.O. Box 1836, Niagara-on-the-Lake, Ontario, LOS 1JO, CANADA**

**Phone: 905-468-2917 Fax:905-468-2787**

**e.mail: [lex.dement@sympatico.ca](mailto:lex.dement@sympatico.ca), [www.lexdement.com](http://www.lexdement.com)**



**A warm welcome to  
The Canadian Philatelic Society  
of Great Britain**

**Founded 70 years ago to promote and study all aspects  
of philately in British North America (Canada and its  
Provinces), the Society offers its members:-**

- *A quarterly award-winning magazine, 'Maple Leaves'*
- *Two auctions a year with many hundreds of lots*
- *An extensive library of published books and articles*
- *Two exchange packet circuits*

**For more information or membership details visit our website at  
[www.canadianpsgb.org.uk](http://www.canadianpsgb.org.uk) or write to the Secretary: John Hillson,  
Westerlea, 5 Annanhill, Annan, Dumfriesshire DG 12 6TN**

**Our 2012 convention will be held in Scotland  
September 19th-22nd, Bridge of Allan, Stirling**

designed the first Canadian postage stamp, the 3d Beaver of 1851. Figure 5 shows a page from Fleming's diary headed "Monday, February 24, 1851 with the essay and a note that reads, "Breakfasted at Ellah's Hotel with Mr. Rutter & Hon<sup>ble</sup> Jas Morris Post Master General Designing postage stamps for him." [4] The diary page was depicted on the cover of a monograph entitled *The Sandford Fleming 3 Pence Essay* [5], produced by Charles Firby Auctions.

**Figure 5. Page from Sir Sandford Fleming's diary showing the 1851 3d Beaver stamp essay.**  
(Courtesy Charles Firby Auctions)



## Acknowledgements

Sincere thanks to Brian Murphy and Mike Street for their assistance with the preparation of this article.

## References and endnotes

- [1] *BNA Topics*, Vol. 68, No. 2, (July–October 2011), p. 34
- [2] *Dictionary of Canadian Biography Online*. <<http://www.biographi.ca/index-e.html>>.
- [3] *The Cyclopaedia [sic] of Canadian Biography Being Chiefly Men of the Time*, edited by George MacLean Rose, Rose Publishing Co., Toronto, 1888, 816 pages, pp. 729–731. <<http://www.thecanadianencyclopedia.com/>>; search for "TE Kenny."
- [4] A plaque honouring the first Canadian stamp was unveiled during CAPEX on 26 September 1951 by Sir John Wilson, Keeper of the Royal Collection. The plaque was affixed to 112 Yonge Street, the location of Ellah's Hotel where Fleming met with Postmaster-General James Morris. The current location of the plaque is unknown.
- [5] *The Sandford Fleming 3 Pence Essay*, Charles Firby Auctions, Waterford, MI 1996. Available from the BNAPS Book Department through Ian Kimmerly Stamps, Ottawa. BNAPS Stock number B4h396. The essay was Lot 42 in the 22 October 1996 Firby auction.

## The POSTAL HISTORY SOCIETY OF CANADA offers its members:



APS affiliate 67  
PHS Inc. affiliate 5A  
RPSC affiliate 3

- A gold-medal winning quarterly publication, the *PHSC Journal*
- A research website with searchable:
  - Back issues of the *PHSC Journal* • Post office listings of Canada
  - Up-to-date Canadian cancellation databases • Articles and exhibits
- Ongoing online project on BNA Postal Rates
- Study groups, many of which publish their own newsletters and databases
- Postal history seminars and awards
- Research funds
- The fellowship and knowledge of other Canadian postal history enthusiasts
- [www.postalhistorycanada.net](http://www.postalhistorycanada.net)

**Join today!**

For a membership application form please visit our website or contact the Secretary:

**Chris Green**, P.O. Box 562, Station B, Ottawa, ON K1P 5P7 Canada

EMAIL: [secretary@postalhistorycanada.net](mailto:secretary@postalhistorycanada.net)



# A Tale of two Alberta post offices

*Dale Speirs*

**R**OUGHLY 35 kilometres northeast of Calgary are a number of villages which are now fading away, as good roads and the bright lights attract the younger generation to the big city. Two of these villages, Keoma and Kathryn, are located in Rocky View County on the north side of Highway 566. Keoma is situated east and Kathryn west of Highway 9. Both towns once had separate post offices, which were later combined into one before they both vanished altogether. The nearest post office today is in the village of Irricana, about 15 kilometres to the north on Highway 9. The three settlements are only ten minutes apart by modern paved road. During the pioneer days, the roads were wagon tracks that turned into linear mud-holes anytime it rained. It took most of a day to travel the distance by horse and buggy.

## Keoma

Keoma was the first to open a post office, which operated from 15 January 1910 to 27 June 1986. The name is defined in books and websites as a Native American word for “far place” or “over there.” None of the references identifies the tribe in which the name originated [1]. All of the sources I saw apparently copied the attribution from one another.



**Figure 1.** Keoma post office as it looked in 1921. The treeless landscape is typical of the area.

The area is in the contact zone between the Cree of central Alberta and the Siksika (Blackfoot) of southern Alberta. The word wasn't in any Cree dictionary I consulted, and I couldn't find a dictionary for the Siksika language, but I am guessing it comes from the latter. The village was settled as part of the Canadian Pacific Railway irrigation lands; it is located in the treeless flatlands traditionally inhabited by the Siksika.

Figure 1 shows the Keoma post office as it looked in 1921, during the tenure of postmaster Bill McNeill [3, page 26]. He lived in the back of the building. The longest-

---

Keywords & phrases: Alberta post offices, postal history, postmasters

BNA Topics, Volume 69, Number 1, January–March 2012

serving postmaster was Doreen McKay, whose family had moved in from nearby Kathryn in 1939. The name McKay was very common throughout the area. The final postmaster was Mrs Dorothy Miner, who presumably was *de facto* postmaster while her husband was *de jure* postmaster [3].

The list of postmasters identified on the Library and Archives website [2] is as follows:

Name of Postmaster	Date of Appointment	Date of Vacancy
FH Fleming	15/01/1910	14/11/1911
WM Galloway	24/04/1912	22/03/1915
GN Anger	22/05/1915	10/05/1920
William S McNeill	28/02/1921	10/02/1923
George Wilson	27/08/1923	04/09/1925
Mrs Mary Gray	01/11/1925	06/11/1931
Mrs Emma Lee	08/02/1932	11/02/1939
Palmer Victor Lee	28/02/1939	30/10/1939
Thomas Wm Sherwood Hull	31/10/1939	30/12/1939
Mrs Doreen Parlett McKay	31/12/1939	17/08/1953
Donald Harry Miner	27/08/1953	1986

## Kathryn

This is an interesting post office name. A pioneer homesteader named Neil McKay offered land to the Grand Trunk Railway (today the Canadian National Railway) for a train station, on condition that the site would be named after one of his two daughters, Jessie or Kathryn (spelled “ryn”). There already was a town called Jessie, so Kathryn was chosen as the name. It turned out that the land was unsuitable and too close to Irricana, so another site was chosen on an adjacent farm. The naming privilege apparently still held. However, the sign painter misspelled the name “Kathryn” (“yrn”), which nevertheless soon became the official name. The village was founded in 1911, but a post office didn’t open until 1919. The typographical error was not corrected.

Name of Postmaster	Date of Appointment	Date of Vacancy
Bernard N Lewis	01/01/1919	01/08/1919
Ferdinand A Boltz	08/10/1919	25/03/1920
Clifford C Cox	12/06/1920	12/08/1920
Elbert Everett Saunders	29/09/1920	03/01/1928
Wilfred McLeod Switzer	02/04/1928	05/01/1932
Elbert Everett Saunders	10/05/1932	16/06/1942
Harry Thomas Sobey	16/07/1942	19/03/1945
Mrs Dorothy Ruth Saunders	07/01/1945	Acting
Frank Walter Saunders	09/10/1945	?
Betty White	?	?
Sue Beattie	?	?
Gail Szabon	?	?
J Vallee	?	04/06/1991



**Figure 2.** The late Betty Speirs in front of the combined Kathryn-Keoma post office in 1989.



**Figure 3.** Close-up of the dual post office signage.

When the Keoma post office was closed, responsibility for postal service was transferred to the Kathryn post office. The postmaster removed the sign from the closed post office and nailed it to the wall below the Kathryn sign. My mother, Betty Speirs (1931–2002) visited this dual post office in 1989. She is seen standing next to the post office in Figure 2. A close-up of the dual signage is seen in Figure 3. Examples of proof strikes from the two post offices are seen in Figures 4 and 5.



**Figure 4.** Keoma proof strikes.



**Figure 5.** Kathryn proof strikes.

## References

- [1] Harry M Sanders, *Alberta Names* (2003). Red Deer Press, University of Calgary, pp. 179–180.
- [2] *Post offices and postmasters*, Library and Archives Canada (downloaded 14/2/2011).  
<<http://www.collectionscanada.gc.ca/databases/post-offices>>
- [3] *K.I.K. Country* (1974). K.I.K. Historical Committee. pp. 26–31.

# The 1917 North Bay flag cancel

Doug Lingard

*The article which follows was first printed in the BNAPEX 2011 NORTH BAY show program. Unfortunately, through an editing error, all the year dates in that version of the article were incorrect. The version below is intended to set the record straight. It is suggested that members mark the show program version to indicate that a revision exists. An apology for the mistake was conveyed to the author.*

**B**ACKGROUND: The Canada Post Office Department first employed cancelling machines in the late 1890s to improve productivity through mechanization. Until 1902, these early cancelling machines used various types of attractive patriotic flag cancelling dies showing the Union Jack. In early 1917, after an absence of 15 years, the Canada Post Office again considered it important enough to reintroduce patriotic flag cancels to help the war effort by promoting the War Savings Certificates campaign. In 1917 and 1918, eighteen different types of what are commonly called World War I flag cancels were used across Canada. A total of 76 different city/flag cancel combination varieties exist.



**Figure 1.** Young Company illustrated cover with 1917 North Bay Flag Cancellation

## The North Bay SAVE/YOUR MONEY/BUY WAR/SAVINGS/CERTIFICATES flag cancel

In his monograph on Canadian flag cancels, *The Canadian Flag Cancellation Handbook 1896–1973*, the late Ed Richardson, OTB identified the North Bay flag cancel, shown above, as Type 35. The Ottawa firm of Pritchard and Andrews engraved one “War Savings” cancelling die for the Universal cancelling machine in use at Saskatoon, and seven additional dies that

---

Keywords & phrases: Flag cancellations, North Bay

were eventually used in International cancelling machines at nine other cities. This difference in the number of international cancelling dies and distribution points is because the cancelling die first used at Stratford, Ontario was also used at Brockville, and the one first used at Brandon was also used at Winnipeg.

Canada Post Office records indicate that the North Bay cancelling die was issued from Ottawa on 22 March 1917 and returned to Ottawa on 9 October 1917. This information narrows down the potential period of use for the North Bay flag cancel. To date, use has been reported from 27 March to 3 October 1917. In time, these early and late dates of use will probably be extended by a few days. As with most World War I flag cancels, impressions made in North Bay are normally not very bold, and the right-hand 20–25 percent of the cancel will be off the envelope or card. Although this writer has been collecting Canadian flag cancels for over 35 years, he has never seen a complete impression of the North Bay flag cancels on a cover or card.

The good news, however, is that although in his handbook Ed Richardson recorded just one example of the North Bay flag cancel, dated 29 July 1917, some 15 to 20 examples are thought to be in collections today. If someone is looking for a new collecting challenge, they might consider collecting these WWI patriotic flag cancels, as some of them, like the North Bay cancel, are even today rather difficult to find.



**B.N.A. Fakes  
and Forgeries**

The essential  
references at ...

**www.kenpugh.ca**

kpugh@shaw.ca  
604-858-0544

A special invitation to join...



THE ROYAL  
PHILATELIC  
SOCIETY OF  
CANADA

*For a RPSC membership application form write to:*  
**Royal Philatelic Society of Canada**  
**Dept. K, Box 929, Station Q**  
**Toronto, ON Canada**  
**M4T 2P1**

or visit our web site at **www.rpsc.org**

Mention this ad & receive a \$5.00 discount on new memberships only

**Member Benefits include:**

- **The Canadian Philatelist**  
RPSC's international award-winning magazine
- **Sales Circuit**  
Dispose of your surplus material & acquire other treasures for your collection
- **Group Insurance**  
Preferential insurance premiums for RPSC members
- **RPSC.org**  
Special member section available on this award-winning site

## A previously unreported, 1927 Confederation Issue 1¢ Macdonald trial proof

*John P Wynns*



A previously unreported trial-colour die proof of the 1¢ Macdonald value of the 1927 Confederation Issue in yellow on India paper is shown above. The proof is 75 mm wide × 80 mm high, mounted on thick card 150 mm wide × 16 mm high. The proof was acquired in 2010 from Eastern Auctions Ltd. of Bathurst, New Brunswick.

---

Keywords & phrases: 1927 Confederation Issue, trial proof, 1¢ Macdonald



# The RPO Cowcatcher

## A recycled, registered RPO postmark

Ross Gray



**Figure 1.** 1875 Registered cover from Windsor to Sandwich.

**T**HE cover in Figure 1 originated at Windsor, Ontario on 22 December 1875 and travelled by road to the Sandwich post office. According to the 1875 *Report of the Postmaster General*, in 1875 the mail was carried from Windsor to Sandwich under contract by H Askew by “vehicle,” a distance of two miles, six times per week. He was paid \$234.75 for the year 1875[1].

---

Keywords & phrases: Windsor, modified registered RPO cancellation

The docketing reveals that the sender was the Treasurer of Colchester, which is located on the north shore of Lake Erie. It could be that the cover was carried privately to Windsor where it was posted, or perhaps the Treasurer was in Windsor on business and mailed it from there directly. Alternatively, according to the 1875 *Report of the Postmaster General* the letter could have been picked up by the Leamington–Windsor route on the way, operated by G Wigle by “vehicle”, a distance of 38 miles, six days per week, under contract for \$500 per year in 1875 [2].



**Figure 2.** Gray RY-69  
Earliest Date - 1869/04/22  
Latest Date - 1881/03/22



**Figure 3.** Gray RY-69 modified  
Earliest Date - 1873/03/21  
Latest Date - 1878/08/06

This cover is remarkable because the boxed registration cancellation, (Gray RY-69), which was normally used by railway post offices operating over the Great Western Railway between Niagara Falls and Windsor via Hamilton and London, has been modified. The second line, “G. W. R” had been removed for use as a registration marking at Windsor post office. Both the accompanying WINDSOR / ONT./ DE 22/ 75 circular date stamp and the registration postmark are struck in blue.

Allan Steinhart made me aware of this well-known Windsor use many years ago and offered me a cover, whose details I unfortunately do not now recall. At the time, I did not purchase it because it was no longer an RPO cancellation and possibly because the price may have been more than I was prepared to pay.

Figure 2 shows the original postmark, and Figure 3 shows it after modification. Because the unmodified registration postmark is known used on the RPO as late as 1881, there must have been more than one hammer, but attempts to differentiate them by measurement have only led to the conclusion that they were very similar and defy separation.

The second reason this cover is remarkable is that, referring to *Canada’s Registered Mail 1802–1909* by Harrison, Arfken, and Lussey [4], it carries a new earliest-known date of use of the 5¢ green Registration stamp. The 5¢ stamp, intended to pay only the registration fee to the United States, was used illegally in this case to pay both the domestic 2¢ registration fee and the 3¢ letter rate.

When I showed the cover in Figure 1 to Brian Stalker, he produced a second, earlier example of the modified Registration postmark (Figure 4) and commented: “On the front, there is an almost inkless strike of a split-ring FORT WILLIAM, MR 5 at the lower left, as well as an almost inkless straight line REGISTERED under the black 309. There is no sign of any registration stamp and only 3¢ postage. The back has a WINDSOR, ONT, MR 21, 73, transit mark (the common denominator with yours) and a TORONTO, AM, MAR 21, receiver. I think this is ex-Harrison but can’t be sure.” Brian also remarks that his example of the cancellation shows little wear, which suggests that it was a spare hammer that was modified for immediate use in Windsor and did not see railway post office service [5].





**Figure 4.** 1873 Registered cover from Fort William to Toronto via Windsor.

The author is grateful to Bill Longley for providing the possible detailed routings of the cover in Figure 1 and to Mike Street for advice in composing the article.

## References

- [1] *Report of the Postmaster General*, 1875, p. 60, Library and Archives Canada, Post Office Department fonds (R169-0-4-E).
- [2] *Ibid.*, p. 48.
- [3] Ross Gray, *Catalogue of Canadian Railway Cancellations and Related Railway Postmarks including Selected Waterway Postmarks*, BNAPS, 2009, p. 279.
- [4] Horace W Harrison, George B Arfken, Harry W Lussey, Editor K Gray Scrimgeour, *Canada's Registered Mail 1802–1909*, Collectors' Club of Chicago, 2002, pp. 150–151.
- [5] Brian Stalker, personal e-mail communication.

# Wing Roller cancellations

Raymond Villeneuve

**I**N *BNA Topics* 2010Q4, co-Editor Mike Street discussed a particular type of modern roller cancel he called the “Millennium Oval”, suggesting it as a subject to explore [1]. I agreed to take up this challenge and examine them.

Having already put aside quite a number over the last few years, I finally took the opportunity to organize and study these “Wing Roller cancellations”, as I will call them. I find the name appropriate because of the use of Canada Post’s modern “wing” logo in the centre of the cancel.



**Figure 1.** Cover showing an example of a wider CANADA text with a confirming meter cancel dated 14.1.99, from V8Z 4B0 (Victoria BC).

Given a source of odd or oversized postal material, finding examples of these fairly common cancellations was not difficult. Letter-size covers can also be helpful in the search for different uses and locations.

As reported by Andrew Chung in an earlier article [2] in the *PHSC Journal*, Wing Roller cancellations first appeared in the latter part of 1998. In a reply to one of my letters to Canada Post Corporation, Jim Phillips, Director of Stamp Services, confirmed that the hand roller devices are made by Hewitt, a company in British Columbia, and have been in use since 1998. Mr Phillips also supplied pictures of them (Figures 2 and 3).

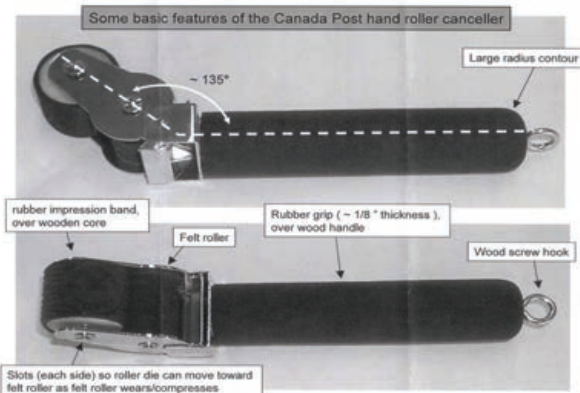
During a visit to the Alta Vista mail processing facility in Ottawa in the fall of 2010, I got to see firsthand how these rollers were used by the postal clerks, who apply them to cancel any letter which does not go through the automated system for one of a number of reasons: size, bulkiness, or shape. Mr Phillips, in his letter, confirmed this: “*Their use in mail processing facilities is restricted to those items which cannot be processed and cancelled mechanically, such as bulky or stiff items or those with inserts.*”

---

Keywords & phrases: Cancellations, Roller, Wing, postal markings

However from the variety of standard-size letters and reply envelopes found with a

Wing Roller cancellation, quite a number of pieces which should have been mechanically sorted have found themselves in the manual cancellation bins. The canceller being a hand-operated device, the location, length, and direction of the actual cancellation will tend to vary with the person using it. Usually, more than one oval will be found on an item cancelled with this roller.



**Figure 2.** Photograph of the Canada Post “Wing” hand roller canceller showing its basic features. (Courtesy Canada Post)

The design of the cancel shows little variation. The single-line oval impression is approximately 27 mm × approximately 30 mm, with CANADA at the top and a postal code at the bottom. A measurement of the arc from the “C” to the final “A” under the country name yields approximately 16 mm. Nine wavy lines link the ovals, and the spacing between each oval varies between 27 mm and 35 mm.



**Figure 3.** Close-up of the head of a “Wing” hand roller canceller. (Courtesy Canada Post).

As noted in the table of Wing Roller cancellations identified so far (below), a few exceptions have been found. Amongst them, Halifax’s is the only Mail Processing Plant (MPP) where two different place names have been found at the top of the oval cancel: the common CANADA and the city name, HALIFAX NS.

**Table 1. Wing Roller Cancellations**

Postal Code	Place	MPP Location	Notes	Date
A1B 3T3	CANADA	ST. JOHN'S NL		
B3K 1T0	CANADA	HALIFAX NS		
B3K 1T0	HALIFAX NS*	HALIFAX NS	City name in identifier instead of Canada	
E2L 2B0	CANADA	SAINT JOHN NB		
H3C 1S0	CANADA	MONTREAL QC	45¢ rate on cover	
K0A J0X	CANADA	OTTAWA ON	POCON cancel also used	29 May 2003
K0A J0X	CANADA*	OTTAWA ON	"Canada" wider, arc 21.5mm	

L8E 2R0	CANADA	STONEY CREEK ON		Oct 2009
N5Y 1B0	CANADA*	LONDON ON	"Canada" smaller, arc 15mm, diff. oval	
N8W 4W0	CANADA	WINDSOR ON		
P7B 5W0	CANADA	THUNDER BAY ON	Box wing cancel also used	15 June 2007
R3C 0K2	CANADA	WINNIPEG MB		
S4P 0B5	CANADA	REGINA SK		
S7K 2L5	CANADA	SASKATOON SK	71¢ rate on cover	
T5J 2T6	CANADA	EDMONTON AB		
V6B 3A0	CANADA	VANCOUVER BC	45¢ rate on cover	
V6B 3A0*	CANADA	VANCOUVER BC	Narrow spacing(2mm) in postal code	Dec 2009
V8Z 4B0	CANADA*	VICTORIA BC	"Canada" wider, arc 21.5mm	14 Jan 1999

**\* indicates variation**

From the examples I have collected so far (and the list will surely be expanded after this report), the use of the Wing Roller cancellation is widespread among the main MPPs across the country. Table 1 lists them in geographic order, east to west. The absence of cancellations from Toronto and Calgary, at least to date, is surprising. It most likely reflects my lack of material from these areas, but I'm sure collectors with a local source will find them soon.



**Figure 4.** Cover with a clear impression of the Wing Roller cancellation CANADA/ V6B 3A0 showing the common size and dimensions of the oval cancel issued to the Vancouver MPP.

A number of covers displaying early usage—*i.e.*, 1998–1999—of the Wing Roller cancellation come from the Vancouver area. This might be linked to the fact that a Vancouver company produced the device. This is pure conjecture on my part but in tracking down the usage history of this roller cancellation one needs to look at all possibilities.


It is not easy to put a date on the use of the Wing Roller cancel since they do not include a date. One can sometimes rely on the stamps used, but the nature of most items—commercial, weight, size—easily leaves them out of the first-class rate category. They are

more likely to have been paid by meters or labels. For odd usages on letter-size covers, another dated cancel, a stamped or handwritten receiving date or fluorescent optical reader markings can lead to a date of use.



**Figure 5.** Wing Roller Cancellation on piece from HALIFAX NS / B3K 1T0. To date, Halifax is the only city name found in an oval.

Many questions remain unanswered. What other facilities use them? Which ones used them first? What other postal codes and variations that just need to be discovered are out there? I'd be happy to receive any information on the Wing Roller cancellation that readers might have to complete this initial study.



**Figure 6.** Cover from N5Y 1B0 (London ON) showing a double variation, a more circular oval and a smaller CANADA with a 15 mm arc.

We might find enough material for an update on the usage and life of this modern cancel still in use throughout the country. Please contact me at [hrvilleneuve@rogers.com](mailto:hrvilleneuve@rogers.com) with any information about these cancellations.

## References

- [1] Mike Street, "Three cancellations looking for collectors," *BNA Topics*, Vol. 67, No. 4, (October–December 2010), p. 66.
- [2] Andrew Chung, "Two new roller cancels," *PHSC Journal*, Vol. 96, (December 1998), p. 57.

[www.bnaps.org](http://www.bnaps.org)



# Study group centreline

*Derek Smith*

**C**ENTRELINE presents a brief summary of the extensive research done by BNAPS members as presented in Study Group Newsletters. Included in this column are those received in the three and one-half months prior to 15 December 2011.

## British Columbia

In newsletter Issue #79, Editor Bill Topping studies a series of numbers and letters used on Special Delivery mail delivered in Vancouver from March, 1957 until they were withdrawn in February, 1964. They could be clerk numbers or coded dispatch time markings. A second article by Bill discusses WAY MAIL handstamps, most of which appear to have been used on mailings in Vancouver. Many types are known, of which two are handstamps (usage 1929 to 1957), and three are machine cancels. Each had a lifespan of less than five years.

Bill also looks at the SHIP MAIL SERVICE and RPO daters used on unidentified ships. He shows strikes for the Telegraph Creed & Wrangell MAIL SERVICE in use from 1930 to 1946. RPO daters are shown for unnamed ships' routes. They are VANCOUVER & SKAGWAY / R.P.O. (1906–1907, VAN. & VIC B.C. R.P.O. (1903–1911) and VIC. & VAN. R.P.O. / VICTORIA, B.C. (1922–1925).

Bill displays one of two reported examples of the Klinkner-produced “Kicking Mule” fancy cancellations, which appeared on 3¢ Small Queen Canadian stamps. The markings were most likely applied as transit stamps at Port Townsend, Washington.

## Elizabethan II

In Issue #116, Robin Harris discusses the issue of Picture Postage stamps honouring Diwali, Eid, and Hanukkah. There is no individual postage rate for each of the six stamps (two for each festival), and they can only be bought in panes of 21 at a cost of \$17.90 per pane. With the assistance of the Saskatoon Stamp Centre, Editor Harris illustrated the three major plate flaws found on stamps of the 6¢ Centennial stamp, using pages from the Michael Painter collection.

Robin reproduces scans, from the Library and Archives, of press sheets of the 1990 Majestic Forests of Canada issue, one for the regular issue of six panes of 20, and the other of 24 panes of four issued in conjunction with a Petro-Canada promotion.

Robert Elias details and tabulates the different paper textures used for each plate of the Wilding Issue. A cover scanned by Andrew Chung and postmarked 2005.11.29 bears the 50¢ Calla Lily variety with an overall turquoise green “fluorescent” ink across the entire stamp.

## Fancy cancels

For Issue #58, Mike Street sent a number of items with foreign cancels on Canadian stamps, which led Editor Dave Lacelle to illustrate and discuss several others. Mike also shows a bulk mailing receipt with both Small Queens and a 2¢ Numeral attached, cancelled at three different times on two dates in 1900 in Montreal. Glenn Archer pictures unusual cancels, probably struck in Toronto in 1874–1875.

Bill Burden submitted a newly found cancel used in Peterborough in 1871 or 1872 struck on top of a date stamp. Yohann Tanguay shows strikes on map stamps—unusual in that by 1898 corks were seldom used. George Pond sent an 1880 example from Westbourne, Manitoba; there were few Manitoba fancy corks.

Guillaume Vadeboncoeur's items included a method of scarifying stamps to prevent their re-use by "erasing" ink. Ron Smith sent illustrations of a number of cork cancels used in various Ontario towns as well as in Toronto.

Among the items sent by Harley Cohen was an example of a cork with a simple design on one half and a more complex one on the other, which suggested two producers. Bob Turkowski submitted corks with the letters "E" or "TD", and Dave shows a number of items from Derek Smith's collection of Saint John/St. John, NB corks.

Dave continued his series on Fakes, Bogus, and Spurious Items, including a number of additional "Bogusman" versions.

### **First day covers**

Issue #9 of *First Impressions* features Editor Gary Dickenson's extensive study of three types of cachets used by Miss WR Smith, easily identified since all were signed by her. These include an intricate line drawing of King George VI and Queen Elizabeth used with the three Royal Visit stamps, the Newfoundland issue, and on a US cover during that part of the trip. A second cachet has a sketch of a "busy beaver" found principally on the Citizenship and Resources issues of the late 1940s and then on the 1955 Canadian Flag stamp. The third depicts a dove flying to the left and to the right over two versions of maple leaf clusters, again used in the late 1940s.

John Van der Ven shows drawings on FDCs addressed to John C Tapley. One series includes hand-drawn cachets of the 1953–1954 Wildlife stamps, probably by two producers given that there is a difference in the quality of the images. Other cachets by Art Craft and H&E of three 1955–1956 issues also are shown.

Rob McGuinness displays an FDC with the 1953 Polar Bear stamp with a National Museum cancellation, along with the scan of an enclosed letter from LS Russell, its Zoology Section Director describing the stamp as "an example of zoology applied to the philatelic art."

### **King George VI**

Issue # 23 of *Post & Mail* includes part 5 of Donald J Leblanc's series on the War Issue in which he lists the many "cracked plates" for all values to 10¢. Contrary to the belief that these resulted from inferior plate materials, they in fact were due to exceptionally heavy use. Donald also illustrates a stunning paper fold UR block from plate 40.

Gary Steele discusses the scarcity of uses of the 8¢ Mufti issue stamp. There were no single-usage rates, so in the few known cases, they made up multiple rates. Peter Kritz illustrates the many changes required to the Wilding portrait of King George VI, especially to lessen the prominence of his left ear for the 1949 definitive 2¢ value. Mike Street shows 1937 Coronation Cinderella sheets overprinted for the 1939 Royal visit, one for Canada, the other for the US.

## Newfoundland

Issue #145 of the *Newfie Newsletter* starts by confirming that the two Balbo items detailed in the last issue indeed are forgeries. Greene Foundation certificates have been issued.



Figure 1. Block of four of the DE PINEDO airmail (from the catalogue of the Sotheby sale of the Lord Leidner collection).

At the recent Sotheby sale of the Lord Leidner collection, a block of four of the DE PINEDO airmail overprint (shown left) sold for the equivalent of C\$268,000—the highest price ever for a Newfoundland item.

Editor Norris (Bob) Dyer shows and expands on page 7 of his exhibit of the 1897 Postal Shortage Overprint, showing the five constant varieties and one inconsistent setting in each block of 50.

Sammy Whaley has completed his *trifecta* for the “First Cents” issues, obtaining a single use of the 1¢ brown lilac on a Twillingate drop letter mailed in 1878. He now has single, multiple, and combination usages of the stamp. All three are illustrated.

Jean-Claude Vasseur introduces a number of newly discovered varieties of the Balbo Flight stamps, including a “kiss print”, a slanted surcharge, and stamps with an inverted watermark. Jean-Claude details his investigation of one copy of the “Hawker” surcharge on an LL corner stamp, which must have been a final essay to test the ink to be used.

Gregory Pope discusses the confusion surrounding the issue date of the Cabot Issue. The earliest cancellations are 24 June YEAR? or even 25 June for some values, given that the 24th was a holiday to celebrate the 400th anniversary of Cabot’s arrival. Barry Senior shows the 2¢ and 4¢ surcharges on the Royal Visit issue of 1939 and their uses. A 2¢ was used to pay the revenue tax on an Ayre receipt for less than \$100—a unique usage.

## Perfins

In Issue #133 of the *Perforator*, Jim Black presents histories and information on companies which perforated their stamps. Included are: WS McLaughlin (McL); R Tuck & Sons (RT&/SCo); Lindstom Smith (LS/C); Lehigh Valley Coal Company (LVC/Co); and Lehigh Valley Coal Sales LVC/SCo).

Michael Behm (from his collection) with input from John Jamieson (with scans of items he has handled) illustrates various perfins used on a number of Admiral stamps with lathework: among them the 1¢ green; both 2¢ colours; 2¢ War Tax; 3¢ carmine imperforate; and 10¢ bistre brown.

Russell Sampson begins a series detailing perfins used on Edwardian stamps. There were only 21 types recorded for the Queen Victoria era, but 116 are known on King Edward stamps; in this article, he illustrates 67 of them, used by seven companies.

Editor Jim Graham displays a strip of nine of the 10¢ brown Admiral with BT perfins from Steve Koning’s collection. Each has different patterns of holes missing from the letters, confirming that there were 10 different dies in a 10-die machine.



Jim also showed a CPR perf used in 1914 on a Belgian stamp mailed in Antwerp. Another strange cover mailed to Canada in 1953 from Zurich had a 4¢ orange George VI stamp with a CPR perfin used along with two Swiss stamps

## Postal stationery

In Vol. 24 #4 of *Postal Stationery Notes*, Bill and Jean Walton highlight the further development of Canada Post's new "Self Generated Post Card" service. The Post Office will reproduce any personal photograph on Flag Die view cards and mail them directly to selected recipients. The cards are made by Lowe-Martin. Earle Covert illustrates two new Xpresspost and Priority Courier envelope types. One is in support of Mental Health. The other is for Prepaid Registered Mail.

Bill Walton illustrated "non-CPR" uses of CPR View Cards. One was prepared for Leeming, Miles & Co. Another was for Stevenson, Blackader & Co., an example being used in 1898. Still another usage occurred in 1923, when Signode Systems typed a message on the back of a long-ago-replaced CPR multicoloured card with a King Edward franking.

Robert Lemire's PCF Corner column notes that several new Die IIIc cards have been discovered by Raymond Gagné, Earle Covert, and Robert himself. Raymond reports five new views—all showing Quebec scenes and apparently available only through specific retail stores.

In Vol. 24, #5 it is reported that Dave Bartlett purchased a booklet of post cards, made from 2¢ Scroll issue cards with added printing for Coal Sellers Company of Saskatoon. The cards were rouletted at the left and stapled to produce the booklet. Earle Covert describes another type of post card booklet, produced by Moore Business Forms for Canadian Pacific Express using 2¢ and 4¢ Karsh design stamps. These had detachable carbon copy forms.

Among new postal stationery cards, Robin Harris spotted a "surprise" issue to honour the return of the Winnipeg Jets hockey team to its original city. Robert Lemire's PCF Corner discusses yet more, new, borderless view cards, all Die IIIc, of which four are versions previously issued with white borders. Earle Covert illustrates two of the Santa Envelopes for 2011. Vic Willson expands his census of countries and earliest dates for Canada's first UPU card. George Dresser and Bill Walton illustrate two more Edward Insured Envelopes bearing the red "Insured" sticker, with additional postage stamps to pay for the insurance. Included is a table of insurance fees for various limits of compensation.

Bill Walton produces his eighth "Unusual and Exotic" use of a postal stationery cover, this time a Newfoundland 3¢ Queen Victoria envelope mailed at Cartwright, Labrador, to London. Bill traces the route, with many handlings over its three months transit, including stages by dog team.

## Railway Post Offices

Some of the results from Ferdinand Belanger's search through 10 reels of microfilm from records of correspondence of the Post Office Department 1851–1874 are presented in newsletter Issue #216. From Ferdinand's gleanings, Editor Ross Gray selected a letter to John Francis of London, England, dated 1854, part of which orders the supply of two "Railroad stamps ... as soon as you can finish them." These may well have included an early St. Lawrence & Atlantic Railroad hammer, of which Ross shows two strikes, both used in March, 1854. Ross also quotes from Ferdinand's research excerpts from requisitions to DG Berri of London, England, for the manufacture of RPO hammers between 1859 and 1866. Specifications for the railway name/initials and accompanying indicia are detailed. He illustrates each of the 16 resultant hammers.

New reports of ERD, LRD train numbers and time marks were made by Ron Barrett, Jack Brandt, and Ross Gray. Jack Brandt lists over 60 additions and corrections to the catalogue.

## Revenues

In newsletter Issue #74 Christopher Ryan presents the opening article in a series on Quebec's Law Stamp Taxes, Registration Stamp Duties and Stamp Fees in Provincial Registry Offices from 1864 to 1992. He begins with the history of the system, including quotations from legislation detailing the need for a registry system. Although started in 1830, document registration was not done province-wide until 1841. He covers the various documents to be registered (contracts, agreements, wills, deeds, transfers of property, declarations, and mortgages), the initial establishment and development of Registry Offices (listing all offices and their locations, and when they began to receive revenue by sale of revenue stamps rather than in cash). He details the procedures for registration, and the fees charged for each. Christopher acknowledges the help received from Jean-Pierre Forest and David Schurman with data for this and future sections of this study. Fritz Angst illustrates a 30¢ value of the Lower Canada/Quebec "L.C." Law Stamp in which the dot that should follow the "C" is missing.

We are recognized market-makers in ...

## CANADIAN SEMI-OFFICIAL AIRMAILS



**BUYING & SELLING**  
Stamps, Panes, Tete-Beche Pairs, Errors, Essays, Proofs, Booklets, Colour Varieties, Covers (incl. First Flights, Fancy Cachets, Round Trips, Pilot Signed, Cross Border, Periodicals, Mixed Franking etc.) and all "Exotica" in this area.

**SHIP WITH CONFIDENCE - TOP PRICES PAID  
WANT LISTS FILLED.**

## MARK - LANE STAMPS

P.O. Box 626 • West Haverstraw, NY 10993  
Tel/Fax: (845) 362-5330 • E-mail: rws45@aol.com



# Stamp Auctions



**John Sheffield Philatelist Ltd.**  
P.O. Box 81, Lambeth Str., London, ON Canada N6P 1P9  
[www.johnsheffield.com](http://www.johnsheffield.com)

## CANADA COVERS AND STAMPS





**HAROLD KELLETT**


EMAIL: [leanne@myaccess.ca](mailto:leanne@myaccess.ca)

WEB SITE: [www.canadacoversandstamps.ca](http://www.canadacoversandstamps.ca)

PO BOX 8 DELISLE SK S0L 0P0 306-493-2981

# Quebec to St John's, Newfoundland—something different

Judith Edwards



**Figure 1.** 1851 letter from Quebec to St John's, Newfoundland.

A chance purchase at a local stamp fair resulted in my owning the cover in Figure 1. At first glance, I was not that interested, but turning it over I realized its significance. The embossed motif (Figure 2) on the envelope flap was from the Great Exhibition of 1851, held at the Crystal Palace in Hyde Park, London. The Exhibition, brainchild of Prince Albert, Queen Victoria's husband, was intended as a celebration of modern industrial technology and design. One of the inventions showcased was an envelope-folding machine that produced samples with the flap embossed with the design as illustrated.

Addressed to the "Rev. EU Johnson/ St. Johns/ Newfoundland," it was postmarked and franked PAID/3<sup>p</sup>, both in red, at Quebec, LC, on 8 October 1851. Arriving in St John's on 23 October per a receiver on the reverse, it was endorsed "Unpaid Packet/Postage 4½." The total postage of 7½<sup>d</sup> was the correct rate for the period 6 April–24 October, 1851, so the letter just missed a rate change.

I would suggest that a visitor took an envelope back to Canada and posted it from Quebec to St John's. As far as I know, this is the only cover posted from outside the UK, and I have only seen two posted from the Exhibition to addresses in the UK



**Figure 2.** 1851 Great Exhibition motif embossed on flap.

---

Keywords & phrases: 1851 London Great Exhibition, Quebec to Newfoundland, packet

# New issues

*William JF Wilson*

## Stained Glass Windows

**T**HE 2011 Christmas Stamps show images from three stained glass windows in the Cathedral of Saint Mary of the Immaculate Conception in Kingston, ON. The Cathedral, designed in the Gothic style and built over the period 1842 to 1848, originally had windows of plain glass. The 16 stained glass windows, of which the images on these stamps form a part were made in England, shipped to Kingston, and installed in 1886. Each contains six scenes: one scene from each of three windows was selected and depicted on the stamps. The Cathedral underwent a thorough renovation starting in 1987, including a complete restoration of the windows by glass and installation artist Mark Thompson, who employed traditional techniques that have been in use for the past one thousand years.

Mark Thompson is the continuing caretaker of the windows and the photographer of most of the images on the stamps and booklet covers. Both he and the stamp designer, Andrew Perro, are to be complimented on reproducing the exquisite detail, colour, and artistry of the windows.



**Souvenir sheet stamps of the 2011 Christmas Issue.**

In addition to the formats listed in Table 1, Canada Post has also produced a gutter booklet in a quantity of 3,500.

Glass-making is an industry at least 4,000 years old, with the earliest-known example being glass beads produced in Mesopotamia in the third millennium BC. These beads are thought to have originated as an accidental by-product of metal-working (slags); later they were produced intentionally. By the first century AD in Rome, work with coloured glass had developed into a high art form, with goods produced for the pleasure of the rich in addition to inexpensive articles for the common people. An Internet search on the Portland vase (*circa* AD 0–25) and the Lycurgus Cup, a Roman glass cage cup (*circa* AD 300), will produce two superb examples. By contrast, however, it appears that at that time glass windows were not thought of as a medium for art. They were translucent rather than transparent, of poor optical quality, and intended more for privacy and security than for lighting or for viewing the outside world.

**Table 1. 2011 Commemorative stamps**

Stamp	Mental Health	Chemistry	Holly	Stained Glass
<b>Value</b>	P + 10¢	P	P	P, \$1.03, \$1.75
<b>Issued</b>	06 September	03 October	01 November	01 November
<b>Printer</b>	L-M	L-M	L-M	L-M
<b>Pane</b>	Bk: 10 SS: 2	Bk: 10	Bk: 12	P: Bk 12 \$1, \$1.75: Bk 6 SS: 3 s-t
<b>Paper</b>	C	C	C	C
<b>Process</b>	8CL	6CL	5CL + clear holographic foil	7CL + spot varnish P: 13 \$1: 4.26 \$1.75: 4.08 SS: 0.19
<b>Qty (million)</b>	Bk: 3.75 SS: 0.165	2.25	27	\$1: 4.26 \$1.75: 4.08 SS: 0.19
<b>Tag</b>	G4S	G4S	G4S	G4S
<b>Gum</b>	Bk: P-S SS: PVA	P-S	P-S	Bk: P-S SS: PVA
<b>Size, mm</b>	Bk: 25 x 35 SS: 25 x 36	32 x 24	24 x 24	24.7 x 32.2
<b>Perf</b>	Bk: Simulated SS: 12.8 x 13.3	Simulated	Simulated	Bk: Simulated SS: 12.9 x 12.4
<b>Teeth</b>	Bk: Simulated SS: 16 x 24	Simulated	Simulated	Bk: Simulated SS: 16 x 20

ABBREVIATIONS used in Table 1 are as follows: *number*CL = (*number of colours*) colour lithography; C = Tullis Russell Coatings (coated paper); G4S = general tagging (four sides); L-M = Lowe-Martín; s-t = se-tenant; P = permanently equal to the domestic rate; P-S = pressure-sensitive; PVA = polyvinyl alcohol; Bk = booklet; SS = souvenir sheet.

The idea of ornate, coloured windows perhaps originated in the fourth or fifth centuries AD, with thin slices of alabaster set in wooden frames, some of which survive to this day. The earliest reference I could find to stained glass windows is from the late seventh century, when Benedict Biscop brought workmen over from France to glaze the windows of a monastery that he was building in Britain. None of these windows survive, but many fragments of coloured glass and lead have been found at this site and at another one from the same era. By the start of the Gothic period, stained glass windows had become a high art form, and magnificent examples can be seen at Augsburg Cathedral (early twelfth century), Chartres and Canterbury cathedrals (both thirteenth century), among others.

The information in the accompanying table is from the Canada Post website,

<http://www.canadapost.ca/cpo/mc/personal/collecting/stamps/index.jsf>

and from philatelic inscriptions on the stamps. Where the number of lithographic colour dots on the stamp selvage differs from that published by Canada Post, the selvage is taken as correct. Stamp size, perforations, and number of teeth are my own measurements and are given as (HORIZONTAL) × (VERTICAL).



*La Société d'Histoire Postale du Québec*  
(The Postal History Society of Québec)  
invites applications for membership

The SHPQ publishes (*en français*) an award-winning quarterly journal.

Sec'y Christine Faucher, 265 du Chalutier #306, Québec QC G1K 8R3  
chrisjac@megaquebec.net www.shpq.org

## The Newfoundland 1¢ Guy Issue— a new perforation variety discovered

Bob McGillivray

A previously unlisted perforation variety of the 1910 Newfoundland 1¢ Guy Issue lithographed stamp discovered recently has received VG Greene Foundation certificate No. 18021. The expert opinion states: “Scott No. 87, variety, used, perforated 11 on left side, and 12 on other three sides, with “NFW” variety, genuine in all respects.”

The “NFW” variety (Figure 1) is position 41 in the sheet. Separated but postmarked with the other part of the same cancellation on the new find is a “Jamrs” variety (Figure 2), position 42, perforated 12 all round. Thus only the left sheet margin side was perforated 11; the rest of the sheet was perforated 12. A variety sheet should have nine stamps with the perforation 11×12×12×12, plus one “NFW” variety. Please write Bob McGillivray, c/o Stanley Stamp Co Ltd, 571 W 57th Ave, Vancouver, BC V6P 6S5 or e-mail <stampstanley@yahoo.ca>.about any finds with this perforation.



**Figure 1. (left).** Position 41 of 1¢ Guy issue, variety showing perf. 11 at left, perf. 12 on other three sides. **Figure 2 (right).** Adjacent Position 42 of 1¢ Guy issue, previously attached to example in Fig. 1, showing perf. 12 on all sides.

Keywords & phrases: Newfoundland Guy issue, 1¢ value, perforation variety



## New book releases

REPRINTS by BNAPS of two Canadian slogan cancellation books and a new, two-volume Ken Kershaw plating book, a pair of new catalogue editions from John Walsh, two books published recently by our sister society, *La Société d'histoire postale du Québec*, and one each from an independent author and the British West Indies Study Circle are featured in this issue.

BNAPS is pleased to advise that, as of November 2011, its Book Department has assumed responsibility for the reprinting and distributing, through Ian Kimmerly Stamps, of Cecil Coutts' two Canadian slogan cancellation books.

*The Handbook of Air Mail Slogan Cancels of Canada (Second Edition – Updated November 2011)*, 2012 by Cecil Coutts. 62 pages, 8.5 × 11, spiral bound, 2011. ISBN: 978-1-897391-90-7. Published by the British North America Philatelic Society (BNAPS). Stock # B4h389.3 – \$C29.95

*The Handbook of Air Mail Slogan Cancels of Canada* was originally published in 1990. As a result of continuing work by members of the BNAPS' Slogan Study Group, a second edition was published in 1999 by Cecil Coutts and the late Daniel G Rosenblat. The new update includes a separate eight-page section of additions and corrections to it, followed by the complete Second Edition reproduced from electronic scans of an original 1999 copy. Previous purchasers of the Second Edition of the Air Mail slogan catalogue can obtain a PDF file of the update by e-mail from the author at <cec.coutts@telus.net>.



*Slogan Postmarks of Canada*, by Cecil Coutts, 2012 reprint of the original 2007 catalogue. 328 pages, 8.5 × 11, spiral bound, 2011. ISBN: 978-0-9680225-2-8. Published by the British North America Philatelic Society (BNAPS). Stock # B4h051 – \$C52.95

Beginning in 1987, research by the BNAPS' Slogan Study Group was based on official post office documentation and proof impressions that gave the work significant credibility. The efforts of this Group culminated in the release in 1996 of the first edition of *Slogan Postmarks of Canada*, a compilation of all slogan cancellations, including those relating to air mail. This was followed by Supplement Number One in 1999 and the Second Edition in 2002.

The Third Edition, published in 2007, went out of print without fully satisfying demand, leading to this BNAPS reprint, which includes among the listings 165 post-2007 updates of specific slogan cancellations. Previous purchasers of the 2007 Third Edition of the full Slogan catalogue can obtain a PDF file containing the post-2007 updates by e-mail from the author at <cec.coutts@telus.net>. Cec Coutts, a retired Superintendent of the Royal Canadian Mounted Police, has been a member of BNAPS since 1978. In addition to his slogan cancel work, he is Secretary/Treasurer of the Pacific Northwest Regional Group of BNAPS.

*The Re-Entries and Varieties in the Half Cent Small Queen, Volume I*

—*The Left-Hand Plate*, 2012, by Kenneth A Kershaw. Spiral bound, 360 pages, 8.5 × 11, b&w. ISBN 978-1-897391-93-8; Stock # B4h052.1— \$C 54.95

*The Re-Entries and Varieties in the Half Cent Small Queen, Volume II*

—*The Right-Hand Plate*, 2012, by Kenneth A Kershaw. Spiral bound, 314 pages, 8.5 × 11, b&w. ISBN 978-1-897391-94-5; Stock # B4h052.2 — \$C 50.95

In *The Re-Entries and Varieties in the Half Cent Small Queen, Volume I—The Left-Hand Plate* and *The Re-Entries and Varieties in the Half Cent Small Queen, Volume II—The Right-Hand Plate*, Ken Kershaw continues his phenomenal output of plating information and new discoveries. After writing books on plating Canada's Half Cent Maple Leaf and 1898 Christmas Map stamps, he prepared six more on the Pence and Cents issues of Prince Edward Island, a two-volume set on Canada's 5¢ Beaver, a trio on the high-value stamps of the 1859 Cents issue, and a five-volume set on the 3d Beaver! Now he is back with another two-volume set, this time on the Re-Entries and Varieties in the Half Cent Small Queen. The new books have been prepared in the style and format of his previous BNAPS books.



Ken Kershaw was born in England. At an early age became fascinated by plants and, in 1952, he graduated from Manchester University with a BSc in Botany. After military service, he went on to complete a PhD, working on pattern in vegetation. He was appointed lecturer in Plant Ecology at Imperial College London in 1957, then was seconded to Ahmadu Bello University in northern Nigeria for two years. On his return to Imperial College, he became involved with lichen ecology, particularly in alpine and arctic areas, in addition to his work on computer modelling and data analysis. He obtained his DSc in 1965 and was appointed Professor at McMaster University, Hamilton, in 1969. His research was then focussed heavily on the ecology of the Canadian low arctic and northern boreal forest areas. In 1982 he was elected a fellow of the Royal Society of Canada. He is the author of several university texts.

Ken's passion for wild plants has been transferred to Canadian philately. He sees his plating work as, simply, the "taxonomy of bits of paper" and, after a lifetime of plant taxonomy, he finds it a fairly straightforward and fascinating hobby.


All BNAPS books are available from: Ian Kimmerly Stamps, 62 Sparks Street, Ottawa, ON K1P 5A8, Canada. Phone: (613) 235-9119.

Internet orders can be placed at <[www.iankimmerly.com/books/](http://www.iankimmerly.com/books/)>.

(Click on the price at the end of the book description to be taken to the checkout page.)

Prices given above are the retail prices in Canadian Dollars. BNAPS members receive a 40 percent discount from retail prices. Shipping is extra. Credit card orders (Visa, MasterCard) will be billed for exact amount of shipping plus \$2 per order. For payment by cheque or money order, please contact Ian Kimmerly Stamps. Applicable taxes will be charged on orders delivered in Canada.






*Walsh 2012 Newfoundland Specialized Stamp Catalogue*, Edition 8.1; John M. Walsh, 2011. Walsh's Philatelic Service, St. John's, NL. ISBN 978 - 0 - 9876862 - 2 - 0; 422pp, Ebook (PDF) – \$26.99.

*Walsh 2012 British North America Specialized Catalogue*, Edition 8; John M. Walsh, 2011. Walsh's Philatelic Service, St. John's, NL. ISBN 978 - 0 - 9876862 - 3 - 7; 365pp, Ebook (PDF) – \$26.99.


With these publications, John Walsh has taken his two catalogues into new territory—the electronic. Both books are now available only for online download in PDF, at prices that are much lower than were charged for the previous paper editions.

The *Walsh 2012 Newfoundland Specialized Stamp Catalogue* includes a new section on forgeries, along with updates of many others. Newfoundland Airmails has been redone, with flight covers being added. Significant new information on Newfoundland Revenues has been included. Watermark orientations and inverts are illustrated and indicated for each stamp. Also included are sections on Newfoundland Postal and Revenue rates. All prices have been updated.

The *Walsh 2012 British North America Specialized Catalogue* also includes a new section on forgeries, for each of the Colonies and for Classic Canada to 1951. The Small Queens section has undergone a major reworking. Two major revisions—time sequencing and flights for each issue—are included in the Semi-official airmails section. A brand new section on first airmail flights originating in Canada, with over 800 flights and their segments, has been added. All prices have been updated.



Both Walsh catalogues are available online at: <[www.lulu.com/spotlight/jmwalsh](http://www.lulu.com/spotlight/jmwalsh)>.



*Historique du bureau postal de Trois-Rivières (1763–2011)* [History of the Three Rivers Post Office (1763–2011)], by Jacques Nolet, *Société d'histoire postale du Québec*, 2011, 1043 pp, ISBN 978-2-920267-46-6. Price: \$80.

For the first time, a philatelic work encompasses the entire evolution of the Trois-Rivières post office, whose history began on 23 August 1763. This book brings together not only stories of all its postmasters but also all other aspects of its historical evolution: sites, auxiliary offices, railway mail service, postal activities, and postmarks. Abundantly illustrated, rich in citations and bibliographic references, of particular interest to genealogists and postmark collectors, this imposing work of postal research allows for an improved interpretation of the mails in the social, economic, and political contexts of Trois-Rivières over 250 years.

*L'Historique du bureau postal de Trois-Rivières (1763–2011)* is the third book by Jacques Nolet in the new series of philatelic works of the *Société d'histoire postale du Québec*, the

Bicentennial Collection. Mr Nolet intends to continue his association with this collection by writing two other books, on the post offices of Montreal and of Quebec City by 2013, the year of the 250<sup>th</sup> anniversary of the creation of the first postal route in the St. Lawrence Valley, the foundation of the public postal system of Canada.

*Les oblitérations "Les Ailes de la poste" du Québec* [The "Wing" Postmarks of Québec], Second edition, by Marc Beaupré and collaborators. *Société d'histoire postale du Québec*, 2011, 444 pp, ISBN 978-2-920267-47-3. Price: \$50.

Initially published in 2006, this newly revised and enlarged edition, written by Marc Beaupré in collaboration with Réjean F Côté, Jean-Guy Dalpé, Claude Gignac, and Yan Turmine, brings together several years of research and gathering of information. The current catalogue lists almost 3,000 markings of the "Wing" type, each of which is illustrated.

The development of Canada Post's network of postal franchises over the past ten years multiplied the number of sales points and, as a consequence, the number of postal markings. Currently, about 2,000 postal sales points operate in Québec. Postmarks of the "Wing" type include several distinctive elements, and their lifetime is limited. Numerous post offices and postal franchises have already introduced second or third versions of their Wing datestamps, and this number does not include those offices whose volume of mail necessitates having more than one device in simultaneous use. Given that these markings are still in use and in constant evolution, this catalogue does not develop a type listing, which would undoubtedly require constant additions and alterations. As much as possible, however, the distinctive elements of each marking are described, allowing the identification of peculiarities and variants.

For collectors of current postal markings, an index is provided by POCON number and the corresponding office, as well as by postal code. These can be very useful when the entire postmark is difficult to read. Publications of the *Société d'histoire postale du Québec* are distributed by the *Fédération québécoise de philatélie*, 4545 avenue Pierre-de-Coubertin, PO Box 1000, Stn M, Montreal H1V 3R2, or by e-mail from <fqp@philatelie.qc.ca>.

*Return to Sender—Devices Used to Identify Service Suspended Mails During WW II*, Michael Deery. Published 2011 by the author. Coil bound, 270 pages, 8.5 × 11. Price: \$25 for US delivery, \$30 for Canada delivery, \$40 all other destinations, postpaid. Canadian or US currency accepted. Contact Michael Deery, RR 3, Stn Main, Wallaceburg, ON Canada N8A 4K9, or send an e-mail message to: <michderr@kent.net>.

(Thanks to Alan Warren and Ken Lemke for the following. Ed.) Within the general subject of mail marked for return to sender during the Second World War, the author includes mail that was held, interrupted, suspended, or delayed due to war activities. The various devices discussed include labels, inserts or forms, machine cancels, handstamped markings, manuscript notations, and memoranda.



The markings are illustrated with scans, sometimes reduced or touched-up with graphics software for clarity. Many examples are shown with scanned covers. The devices are listed in several broad categories: generic ones that imply suspended mail service, British Commonwealth, United States, and worldwide devices. No attempt is made to assign values or relative scarcity. Extensive commentary or background information is provided throughout the book to aid understanding of the conditions at the time.


The listings include earliest- and latest-recorded dates where known, the number of examples examined by the author, and identification based on the type of device and country. The first section of generic devices includes pointing finger handstamps, “returned to sender” or “*retour a l’envoyeur*” or “returned to sender by censor” devices used by some, but not all, countries discussed in the book.

Section 2 deals with markings of the British Commonwealth (Australia, Burma, Canada, Great Britain, India, New Zealand, etc.). Using Canadian markings as examples, the handstamps contain wording such as “undeliverable,” “not transmissible,” or “service suspended.” Specific items are shown and the accompanying text identifies, when possible, the cities in Canada where the devices were used.

Other sections include the United States and the Canal Zone, as well as other countries of Europe, Central and South America, and Asia. In relation to these, the author acknowledges that he is nowhere near complete in his coverage as new examples are reported frequently. Appendices list unidentified markings for which additional information is sought, cover illustrations by origin and intended destination, and a bibliography of print and Internet sources. Deery has undertaken an enormous project, of interest to collectors of specific auxiliary markings during wartime and admits that more discoveries will add to this ongoing project. Collectors, especially those who may be new to postal history and/or are seeking more information on the subject of “Suspended Mail Service”, will find the book to be an excellent value. It offers a better understanding of markings, and shows or lists markings that may still be needed for a collection.

*The Locally Overprinted Special Delivery Stamps of Bahamas, 1916–17*, Peter Fernbank, FRPSL. 2011. Published by the British West Indies Study Circle through Pennymead Auctions and Books, Knaresborough, North Yorkshire, UK. 74pp, Softbound, colour illustrations. Price: £19.00 plus £6.40 for airmail or £4.40 for surface mail outside the UK.

This Study Paper examines in detail the Special Delivery agreement made between Canada and Bahamas in 1916. National Archives sources in both Canada and the UK have been investigated to provide an in-depth review of the Canadian and Bahamian Post Office procedures for dealing with such mail. There has been some misunderstanding regarding the full validity of Canadian covers with a Bahamas Special Delivery stamp affixed, and a grading system is provided for assessing them. Other sections define the three settings of the overprint for each position in the sheet, and examine in detail the major errors that exist on this issue. This work sheds much new light on the subject and reveals that there have been a number of misconceptions regarding this issue.



# BNAPS business and reports

## President's column

*Robert Lemire*

This is a BNAPS election year. Soon, our Nominations Committee Chairman, Bill Walton, will be contacting members to stand for election to BNAPS executive positions and to the BNAPS Board of Directors. These unpaid volunteer positions require commitments of time, enthusiasm, and energy, but it is essential for our Society that the positions be filled.

The members of the Executive have duties throughout the year. The main workload for the other board members usually comes in the weeks prior to the annual convention, and through participation at the board meeting the day before BNAPEX actually begins.

In preparation for the election, I have appointed Eugene Yount, Jr. of Rochester New York, as our new Elections Committee Chairman, to receive and count the ballots in the 2012 BNAPS election.

Several members have noticed that updates to the BNAPS website seem to have been less regular over the last few months than they used to be. Webmaster Greg Spring, faced with an illness in his family, has been forced to take a leave of absence from the position for several months. Consequently, our already-busy Assistant Webmaster Dave Bartlet has been doing at least double duty. Furthermore, Dave has responsibilities associated with BNAPEX 2012 in Calgary. Please bear with us and, in particular, give Dave extra lead-time for time-sensitive notices. The rollout of the new website home page and installation of a "members-only" area have been postponed, and posting of some items may need to be delayed.

Youth Coordinator, Bob Dyer, has announced the winners in our 2011 Youth Activity Contest that solicited philatelic games, activities, projects, and lesson plans for children, from teachers, stamp club leaders, and Scoutmasters. The contest was inspired by MaryAnn Bowman, from an outreach proposal she developed as a member of the US National Postal Museum's New Initiatives Committee. BNAPS member Robert Cagna donated much of the money for the awards.

Three entries each received \$100. The award for Best Classroom Activity went to Aimee Devine of Janesville, Wisconsin, for "Stamping Through Time." The award for Best Activity for Junior Stamp Club or Youth Activity Table at a Stamp Show" went to Karen Weight of Middleton, Wisconsin, for "What George Am I?" The award for Best Program for Scouts went to Brian Jones, San José, California, for "Boy Scout Stamp Collecting Merit Badge."

Bob Dyer has now announced details of the BNAPS 2012 Youth Contest. Contestants are asked to find one or more stamps that show a meaningful symbol of their country. The stamp(s) are to be affixed to a page, to accompany an essay of fewer than 250 words. The written article should explain why the symbol is important for the contestant's country. Prizes will be awarded by age group: 6–8, 9–11, 12–14, and 15–18. Monetary awards of \$25,



\$10, and \$5 will be made to the first, second, and third place winners, respectively, in each age group, and winners will also receive a philatelic prize.

## From the Secretary—Report date: January 2012

David G Jones

(184 Larkin Dr, Nepean, ON K2J 1H9, e-mail: <shibumi.management@gmail.com>)

### Membership fees

Annual membership fees are \$C35 or equivalent in US dollars, C\$40 for members from outside North America. Membership applications submitted during the second or third quarter of the year should be accompanied by 75 or 50 percent, respectively, of the annual fee. Applications submitted in the fourth quarter of the year should be accompanied by 25 percent of the annual fee plus the full fee for the coming year. Three-year memberships can be obtained at a 10 percent reduction in cost. Send application form and cheque or money order to the Secretary.

### Applications for membership

After receipt of an application, the New Applicant's name and membership number are printed in the next issue of *BNA Topics*. If no objection from any other BNAPS member is received within approximately 60 days, then the applicant is listed as a "New Member" in the next issue of *BNA Topics*. Collecting interests of New Applicants follow the "C" at the end of the initial listing so that members can get in touch (through the Secretary) with collectors sharing similar interests.

- 6640 Robert K TIMBERG, Toronto, ON. C: Br Empire and Commonwealth esp KGV and KGVI
- 6641 Sid Mensinga, Etobicoke, ON. C: Small Queens, George VI, square circles
- 6642 Edward Stephens, La Ronge, SK. C: Canada
- 6643 Paul M Kelly, Renfrew, ON. C: Canada
- 6644 William Ferguson, Burlington, ON. C: Canada, GB, colonies
- 6645 Klaus Wehlt, Munich, Germany. C: Newfoundland
- 6646 Kerry J Bryant, Weyburn, SK. C: Canadian general and private perfins

### Returning Former Members

- 6413 Paul H GRIMM, Berwick, NS

### New members

All applicants 6626-6639 have been confirmed as full members of BNAPS.

### Address changes/corrections (current town of residence is noted)

- 2335 Richard K Malott, Ottawa, ON
- 3009 Cimon Morin, Gatineau, QC
- 3395 Derek Hayter, Elora, ON
- 4198 August J Peano East Elmhurst, NY
- 4537 Brian A Triplett, Rensselaer, NY
- 5409 Christopher J Anstead, McDonald's Corners, ON
- 5759 Murray A Smith, Brantford, ON
- 5803 Jill T Hare, Ottawa, ON
- 5842 David J St. Maurice, Penfield, NY
- 6329 Pascal Leblond, Thurso, QC
- 6465 Allan Maki, Hillsboro, OR

6530 John W Dawn, Halifax County, NS  
 6603 Alain Gauthier, Shell Lake, SK  
 6610 Rocky Longshaw, Scarborough, ON  
 6626 Thomas J Inglis, St Catharines, ON

### Resigned

3581 Edward WENER  
 4025, John A HILLSON  
 4146 George R POWELL  
 4751 E Russell PEACH, JR  
 5390 Jean-Guy DION

5831 Bruce R COBB  
 5993 Charles J LABLONDE  
 6136 Isabelle WELLS  
 6286 George SPEERS  
 6471 Martin A RIST

### Deceased

3200 Bernard L SHAPIRO  
 2144 Arthur L BROOKER

***Total active membership, including new applications, as of 3 January 2012*** 1134

## Regional group rant

*Jack Forbes*

**O**VERVIEW: Whether it was the arrival of cooler temperatures, enthusiasm resulting from the Convention in North Bay, or other factors, the Regional Group network really came to life during the fall season. At this point, we've received reports on six Regional Group meetings, a brief review of which will follow. Again, I would like to remind you to advise both me (JAFRBS@aol.com) and our website coordinator, Dave Bartlet (dave.bartlet@shaw.ca) of the dates of upcoming events, and to send us both copies of your meeting reports.

### **HELP! HELP! Midwest Regional Group – Third request**

We still find ourselves lacking representation from this region of our membership. I would appreciate hearing from a BNAPSer in the US Midwest who is willing to take on this responsibility. It would be nice to have a regional group meeting in conjunction with this coming year's COMPEX if this vacancy can be filled. Please consider taking this on! Drop me an email to volunteer, or to nominate someone else who would be willing to serve (JAFRBS@aol.com).

### **A BNAPS presence at local/regional stamp shows**

A couple of our regional groups have been active in promoting our organization at stamp shows in their particular areas. They have been successful in obtaining a table, free-of-charge, from those shows' organizers and, with the help of regional group members, have staffed the table, provided information, and passed out literature and membership applications to show attendees.

There is another way to promote our Society at national and regional shows in the US and Canada, and that is if show organizers arrange to provide certain BNAPS awards from the BNAPS Awards Coordinator. These awards are designed to recognize collectors who exhibit BNA material. Information on these awards is available from Jon Johnson (jcjperfins@hotmail.com).

### **Update on the Events Calendar on the BNAPS website**

Dave Bartlet (dave.bartlet@shaw.ca) has set up this calendar on our BNAPS website, so everyone is asked to provide him with information about upcoming meeting dates, as well as dates of scheduled stamp shows in your area. This would inform some of our more adventurous and well-travelled members of meetings or shows in cities they may be visiting.

### **Regional group reports**

(Note: Only a brief outline of meetings appears here. Check the BNAPS website for more.)

The *Manitoba-Northwestern Ontario Group* held its latest meeting in conjunction with the Winnipeg Philatelic Society. The main topic of the meeting dealt with the *Unitrade Specialized Catalogue of Canadian Stamps*, with Robin Harris giving what was said to have been a very interesting presentation. His talk outlined the many improvements that have been made to this publication over the years and, in particular, since 2006. He explained that pricing is derived from dealers across Canada, and that we can look forward to continued advancements in the depth of information that will be added over the coming years.

The *Atlantic Provinces Group* held its fall meeting at this year's Novapex Exhibition and Bourse in Dartmouth, NS. The fourteen members in attendance included Pat Burns from Argentina/Chile, and Derek Smith from Ontario. The North Bay Convention was reviewed for members who were unable to attend that event, and offers of assistance were elicited from that region's members for the 2013 BNAPEX convention which is scheduled for Charlottetown, PEI, August 30 to September 1. There was also a discussion of when and where another BNAPEX might be held in this region. In addition to Halifax, Fredericton, Moncton, and St. John's were put forward as possible venues. Ten members provided interesting show-and-tell items, all of which prompted further commentary. The meeting ended with a brief outline of efforts that have been made by our Society in having the multitude of slides taken of the Pratt Newfoundland Collection converted to digital format.

The *Golden Horseshoe Group* has held two meetings this fall at their usual location—the Rousseau House Restaurant in Ancaster. The first of these saw a wrap-up presentation on the North Bay BNAPEX event, with which members of the GHRG were very involved. This was followed by the feature presentation on “Every Householder Mail” by David McLaughlin. After lunch, both meetings featured the customary show-and-tell feature as well as the auction to help with expenses. The November meeting was highlighted by Hans Steinbock's talk on “Zeppelin Mail to and from Canada, 1924 to 1933” which featured many spectacular covers. A follow-up to this will be a feature of the September, 2012 meeting. Dealers were on hand at each of these get-togethers to provide material to browse through.

In the fall, the *St. Lawrence Seaway Group* held its Annual General Meeting at McMartin House, Perth, Ontario, with 18 members on hand. The Perth Stamp Club was a sponsor of this event and, after all attendees identified themselves and their collecting interests, a review of the North Bay show was given. Prior to the start of the meeting, 14 members had posted one to six pages from their collections on exhibit frames that had been placed behind the head table. The balance of the afternoon was spent with each contributor providing information on his or her pages, and accepting feedback from the others present. At 5 PM, the meeting adjourned to the Newman household for refreshments and socializing and, after that, an enjoyable dinner was held at a local restaurant.

### **Best Wishes to All for a successful year of collecting in 2012!**

## Classified advertisements

**RATES FOR 25 words - \$6.00 Canadian, 20¢ for each additional word.** All ad copy and payments should be sent to the Advertising Manager, Hank Narbonne, 136 Morphy St., Carleton Place, ON, K7C 2B4 Canada, to be received by the fifteenth of March, June, September, or December for the next issue of *BNA Topics*. Ads requiring photos, cuts, logos, and other production tasks will incur charges at a nominal industry standard rate. These costs will be billed to the advertiser. Please identify the number of issues in which the ad is to appear. All payments should be made to BNAPS Ltd. at the rates listed above, in Canadian dollars or US equivalent.

### FOR SALE

**OUR NEXT PUBLIC AUCTION CATALOGUE** including your specific collecting interests mailed free in exchange for your name, address, and BNA membership number (all information must be provided). A consignors' brochure free upon request. Jacques C. Schiff, Jr., Inc., 195 Main Street, Ridgefield Park, NJ, 07660 USA. (1-12)

**CANADA, NEWFOUNDLAND COVERS.** Thousands scanned, online at [www.donslau.com](http://www.donslau.com), Stampless to WW II - have a look. Don Slaughter, Box 8002, RPO Sherwood Forest, London, ON, N6G 4X1 (4-13)

**MORRELL STAMPS**, [morrellstamps.com](http://morrellstamps.com), Canada & Provinces, USA & Worldwide. Request free Sales Circular, send want list, PO Box 5241 Station B, Victoria, BC, V8R 1H0 (1/12)

### LITERATURE

**OLD ISSUES OF *BNA Topics* FOR SALE:** Add valuable info to your library. Will do our best to fill want lists. If on hand, issues from #1 on may be available on a first-come, first-served basis. Write to K. Wayne Smith, BNAPS Circulation Manager, 20 St. Andrews Rd. Scarborough, ON, M1P 4C4; e-mail <[waynesmithtor@yahoo.ca](mailto:waynesmithtor@yahoo.ca)>.

**YOUR OLD UNUSED *BNA Topics*:** Donations (pre-1975 issues only) solicited and gratefully accepted. Will pay postage, but write first. Send list of available items to: K. Wayne Smith, BNAPS Circulation Manager, 20 St. Andrews Rd. Scarborough, ON, M1P 4C4; e-mail <[waynesmithtor@yahoo.ca](mailto:waynesmithtor@yahoo.ca)>.

### WANTED

**WWI NEWFOUNDLAND POSTAL HISTORY:** Especially soldiers' mail, civil censored, POW-related, postcards and ephemera. Priced photocopies appreciated. Mario, Box 342, Station Main, Saskatoon, SK S7K 3L3. (2-12)

**NEWFOUNDLAND PICTORIAL ISSUE COVERS:** Especially postcards, overweight covers and covers to the Empire and Foreign Countries. Graham Worrall, Box 241, Glovertown, NL Canada A0G 2L0. (3-12)



## Executive, directors and officers

*British North America Philatelic Society Ltd*

Society Home Page: <http://www.bnaps.org>

Young Philatelists' Page: <http://www.bnaps.org/stamps4kids>

### Elected officers: Executive

*President* Robert Lemire, PO Box 1870, Deep River, ON K0J 1P0 <[rlemire000@sympatico.ca](mailto:rlemire000@sympatico.ca)>

*First Vice-President* Norris R (Bob) Dyer, 1708 Granada Ct, Petaluma, CA 94954-4531

<[nrdyer@comcast.net](mailto:nrdyer@comcast.net)>

*Past President* George Dresser, 501 Fairview Ave, College Station, TX 77840-2933

<[g-dresser@suddenlink.net](mailto:g-dresser@suddenlink.net)>

*Vice-President Regional Groups* J A Forbes, Jr., PO Box 38205, Dartmouth, NS B3B 1X2

<[jafrbs@aol.com](mailto:jafrbs@aol.com)>

*Vice-President Study Groups* Peter R MacDonald, 1264 Sherman Dr, Ottawa, ON K2C 2M8,

613-226-5949 <[petermac@magma.ca](mailto:petermac@magma.ca)>

*Secretary* David Jones, 184 Larkin Dr, Nepean, ON K2J 1H9, 613-825-5062 (winter); 902-825-4091

(summer) <[shibumi.management@gmail.com](mailto:shibumi.management@gmail.com)>

*Treasurer* Jean-Claude Michaud, PO Box 31248, Halifax, NS B3K 5Y1 <[jcm.ph@ns.sympatico.ca](mailto:jcm.ph@ns.sympatico.ca)>

### Elected officers: Board of Directors

Ten sitting members; five elected, in even-numbered years, for four-year terms.

#### ***Serving 2008-2012:***

Leopold Beaudet, 1386 Louis Ln, Ottawa, ON K1B 3P3 <[leopold.beaudet@sympatico.ca](mailto:leopold.beaudet@sympatico.ca)>

John Jamieson, Box 1870, Saskatoon, SK S7K 3S2 <[ssc.john@saskatoonstamp.com](mailto:ssc.john@saskatoonstamp.com)>

Hugo Deshayé, PO Box 1000, Station Forces Box 444, Courcellette, QC G0A 4Z0

<[hphil@videotron.ca](mailto:hphil@videotron.ca)>

William W Radcliffe, 500 Columbia Ave, Pitman, NJ 08071-1734 <[bsbvp88@hotmail.com](mailto:bsbvp88@hotmail.com)>

Vic Willson (**chairperson**), PO Box 10026, College Station, TX 77842-0026 <[lloydwill@aol.com](mailto:lloydwill@aol.com)>

#### ***Serving 2010-2014:***

Andy Ellwood, Unit B, Starr Centre, 10 Doris Ave, Gloucester, ON K1T 3W8

<[andy\\_ellwood@rogers.com](mailto:andy_ellwood@rogers.com)>

J Richard Fleet, 1570 Buckingham Close, Victoria, BC V8N 5J2, 250-721-2880 <[jrfleet@shaw.ca](mailto:jrfleet@shaw.ca)>

P Charles Livermore, 100-08 Ascan Ave, Forest Hills, NY 11375 <[charleslivermore@hotmail.com](mailto:charleslivermore@hotmail.com)>

Ronald E Majors, 1231 Whitewood Way, West Chester, PA 19382-7000 <[rmajors@comcast.net](mailto:rmajors@comcast.net)>

Adri Veenstra, Dr Joop den Uylsingel 34, Arnhem, 6836 GR, NETHERLANDS, +31 263232416,

[a.veenstra@chello.nl](mailto:a.veenstra@chello.nl)

### Committees and appointed officers

*Awards Coordinator* Jon Johnson, 39 Highgrove Cres SW, Calgary, AB T2V 3K8

<[jcjperfins@hotmail.com](mailto:jcjperfins@hotmail.com)>

*BNAPS Book Department Coordinator—Publishing* Mike Street, 73 Hatton Dr, Ancaster, ON

L9G 2H5 <[mikestreet1@gmail.com](mailto:mikestreet1@gmail.com)>

*BNAPS Book Department Sales* Ian Kimmerly Stamps, 62 Sparks St, Ottawa, ON K1P 5B6

<[kimmerly@iankimmerly.com](mailto:kimmerly@iankimmerly.com)>

*BNA Topics Editor* (vacant) However, all new material/ advertising for the journal should be sent to interim

co-editor, Mike Street, address above BNAPS Book Department

*Board of Examiners Chairman* Barry L Shaulis, 274 Pahlhurst Plaza, Parkersburg, WV 26101

[wvtaxguy@suddenlink.net](mailto:wvtaxguy@suddenlink.net)

*Circulation Manager BNA Topics* Wayne Smith, 20 St Andrews Rd, Scarborough, ON

M1P 4C4 <[waynesmithtor@yahoo.ca](mailto:waynesmithtor@yahoo.ca)>

*Convention Committee Chairman* Earle Covert, PO Box 1190, Raymond, AB T0K 2S0

[ecovert@telusplanet.net](mailto:ecovert@telusplanet.net)

*Dealer Liaison & Advertising Mgr* Hank Narbonne, 136 Morphy St., Carleton Place, ON K7C 2B4

*Education Committee Chairman* Leopold Beaudet, address above, Director

*Elections Committee Chairman* Eugene Yount, Jr., 103 Wilmington St Rochester, NY 14620

<gracepure@juno.com>

*Ethics Committee Chairman* William C Walton, 125 Turtleback Rd, Califon, NJ 07830

<WaltonWmC@aol.com>

*Exchange Circuit Manager* Andy Ellwood, address above, Director

*Finance Committee* George Dresser, address above, Past President

*Historian* P Charles Livermore, address above, Director

*Judging Committee* William C Walton, address above, Ethics Committee

*Long Range Planning Committee Chairman* John Burnett, 127 Bluebelle Dr, Madison, AL 35758

<jb45855@aol.com>

*Member Recognition Coordinator* Norris R (Bob) Dyer, address above, First Vice-President

*Membership Committee Chairman* P Charles Livermore, address above, Director

*Nominations Committee Chairman* William C Walton, address above, Ethics Committee

*Publicity Officer* Jerome (Jerry) Jarnick, 108 Duncan Dr Troy MI 48098 <jarnick@wowway.com>

*Publications Committee Chairperson*, Robert Lemire, address above, President

*Speakers/Ambassadors Coordinator* Norris R (Bob) Dyer, address above, Director

*Study Group Reporter* Derek Smith, 92 Cheltenham Rd, London, ON N6H 5P9 <dermar@rogers.com>

*Webmaster* Greg Spring, 25 Kirkstall Rd, Sheffield, South Yorkshire, UK, S11 8XJ

<g.m.spring@asch.co.uk>; However, until further notice all new material for the website should be sent to Assistant Webmaster David Bartlet<dave.bartlet@shaw.ca>.

*Youth Coordinator* Norris R (Bob) Dyer, address above, First Vice-President.

## Vincent Graves Greene Philatelic Research Foundation

Canada's Premier BNA Expertizing Service

### TWO NEW PUBLICATIONS

Each illustrated in Full Colour; 8 ½ x 11 format; hardbound

See website or contact Foundation for more detail

#### The Large Queen Stamps of Canada and their Use, 2<sup>nd</sup> edition

By H.E. & H.W. Duckworth

over 400 pages; 80 in colour;  
updated and expanded  
information on each value.

All values analyzed through  
full period of use including  
shade varieties

**\$125 Cdn. plus shipping**

#### Canada's Postage Stamps of the Small Queen Era 1870-1897

by J. Hillson & J.E. Nixon

over 240 pages; 170 in colour;  
proofs, issued stamps, plates,  
shades, re-entries, uses.

Includes Small Queens, Widow  
Weeds, and 1891 Canada Bank  
Note Co. essays

**\$150 Cdn. plus shipping**

Order from:

### VINCENT GRAVES GREENE PHILATELIC RESEARCH FOUNDATION

10 Summerhill Ave.,  
Toronto, Ontario,  
M4T 1A8, Canada  
Ph. 416-921-2073

vggfoundation@on.aibn.com

[www.greenefoundation.ca](http://www.greenefoundation.ca)

# CANADIAN STAMPS

*Choice Early Classics to Modern Varieties*



[www.saskatoonstamp.com](http://www.saskatoonstamp.com)

Our web site offers an **on-line shopping cart** where you can view and order from our large stock of Canadian and BNA stamps and literature.

## THE 1959 ST. LAWRENCE SEAWAY JOINT ISSUE AND ITS INVERT



Charles J. G. Verge, FRPSC, FRPSL



## THE 1959 ST. LAWRENCE SEAWAY JOINT ISSUE AND ITS INVERT

By Charles J. G. Verge, FRPSC, FRPSL

One of Canada's most popular stamps, the 1959 St. Lawrence Seaway, is fully described in this definitive book. Mr. Verge documents the stamp's development as a joint issue stamp with the United States, as well as Canada's first Invert and most famous error. Full colour, 8½ x 11, 208 pages.

**Softbound - C\$ 49.95**

**Limited Edition Hardbound - C\$ 89.95**

*The above listed book price includes GST and postage in Canada. Please call for US\$ price.*

*Our current private treaty catalogue of Canadian and BNA Stamps is **FREE ON REQUEST**.*

**CANADIAN ERRORS — BOUGHT \* SOLD \* TRADED**

- ❖ IMPERFORATES ❖ MISSING COLOURS ❖ INVERTS ❖ MISPERFS ❖
- ❖ COLOUR SHIFTS ❖ PRINTED ON GUM ❖ BETTER VARIETIES ❖

*Internationally Recognized as a Leading Dealer in Canadian Errors and Varieties*

## SASKATOON STAMP CENTRE

PO Box 1870, Saskatoon, SK S7K 3S2

Call TOLL FREE 1-800-205-8814 in North America

Phone: (306) 931-6633 Fax: (306) 975-3728



E-mail: [ssc@saskatoonstamp.com](mailto:ssc@saskatoonstamp.com)

Web site: [www.saskatoonstamp.com](http://www.saskatoonstamp.com)

## **R. MARESCH & SON, CANADA'S PREMIER STAMP AUCTION HOUSE, CONTINUES TO GROW WITH EACH SALE.**

Serving collectors for three generations, currently owned and operated by the Grandsons of the founder. We pride ourselves on our knowledge, honesty and integrity plus the relationships we have built with many thousands of collectors and dealers since 1924.

**Contact us today to see how we can assist  
you with your collecting area.**

**INTERESTED IN BUYING?** For over 80 years we have been helping philatelists around the world to enhance their collections. We are sure to have something of interest for you, as every public auction includes extensive selections of Postal History, Proofs, Covers and Stamps (from choice classics to modern rarities) from around the world. We offer everything from rare individual items and sets right up to specialized country collections and massive worldwide lots.

**INTERESTED IN SELLING?** We are actively seeking consignments for our upcoming international auction sales. Contact us today to find out how to take advantage of the philatelic expertise and marketing resources of R. Maresch & Son by listing your treasures in our fully illustrated colour catalogues. We will maximize your results, and we regularly set record prices in each auction.

# **r. maresch & son**

5TH FLOOR 6075 YONGE ST TORONTO ON M2M 3W2 CANADA  
☎ (416) 363-7777 [www.maresch.com](http://www.maresch.com) FAX (416) 363-6511

*DEALERS IN FINE STAMPS SINCE 1924*