

2013 • second quarter

# BNA Topics



Whole number 535      Volume 70      Number 2



Second Generation Kiosk Stamps, p. 7

The official Journal of BNAPS  
*The Society for Canadian Philately*

**\$8.95**

We can sell your  
Canadian or foreign  
cover & stamp collections  
or accumulations  
on consignment  
for the nominal fee of 10%

No collection too small

Cash advance available

(Please enquire before forwarding material)

**PLEASE NOTE NEW ADDRESS AND PHONE NUMBER SINCE 2010**

**R F NARBONNE** OTB, FRPSC

Telephone: (613) 257-5453

Toll-free 1 (800) 247-5619

**GREENWOOD STAMP COMPANY**

136 Morphy St.

Carleton Place ON K7C 2B4

Since 1962

# June 2013 Auction



The "Phillips" Collection of  
1911 - 1927 Admiral issue of Canada  
(Part One)

## Eastern Auctions Ltd.

P.O. Box 250 - Bathurst - New Brunswick - E2A 3Z2 - Canada

Telephone 1(800) 667-8267 - Fax 1(888) 867-8267

email [easternauctions@nb.aibn.com](mailto:easternauctions@nb.aibn.com) - website [www.easternauctions.com](http://www.easternauctions.com)

# BNA pics

Volume 70 Number 2 Whole Number 535

**The Official Journal of the British North America Philatelic Society Ltd**

---

## Contents

3	Editorial	
4	Readers write	
5	2013 Collectors Club of Chicago Pratt Award to David D'Alessandris	
7	Second-generation Canadian Kiosk stamps.....	<i>Earle L. Covert, OTB</i>
16	The 6¢ Large Queen—Used as a revenue stamp.....	<i>Mark Berner, MD</i>
20	The intaglio printing of Newfoundland's 1932–1941 Industrial issue by Perkins Bacon .....	<i>AB Thompson</i>
29	Study group centreline.....	<i>Derek Smith</i>
33	The postal history of the Amyot Brothers from the Red River Rebellion into the early twentieth century—Part 3 .....	<i>CR McGuire, OTB, FRPSC</i>
37	More questions about the “Riel Essay”.....	<i>Donald Fraser</i>
38	New book releases .....	
43	Defacement of printed postal stationery card headings.....	<i>Bill Longley</i>
46	WWII Civilian Airgraph Service—Detailed instructions.....	<i>Brian C Plain</i>
49	Samuel Zimmerman—Railway king .....	<i>Peter McCarthy, OTB</i>
55	Postal history of Alberta: De Winton and adjacent ranches .....	<i>Dale Speirs</i>
61	Offset-printed double impressions .....	<i>Charles Neyhart</i>
65	New issues.....	<i>William JF Wilson</i>
68	Two little-known Canadian perforated officials.....	<i>Jonathan Johnson, OTB</i>
70	Matters Military 15. The red "Urgent" envelopes of the Great War: A unique Canadian example.....	<i>Dean W Mario</i>
72	A short-lived Queen Elizabeth II special-delivery rate.....	<i>Victor L Willson, OTB</i>
73	BNAPS business and reports	
73	President's column ( <i>Norris (Bob) Dyer</i> )	78 Executives and Directors
74	From the Secretary ( <i>David G Jones</i> )	79 Committees and appointed officers
76	Regional group rant ( <i>Jack Forbes</i> )	80 Regional group contact persons
78	Classified advertisements	

**Cover Illustration:** Nine values of second-generation Kiosk stamps, p. 7

---

Prepared in Microsoft Word™ (text, images, and layout) and Adobe Acrobat™ (printing file)

Note: Illustrations may not be in original size.

Publication date	10 May 2013
Interim Editors	Henk Burgers, Neil Donen, Robert Lemire, Neil Philip, Mike Street
Production Assistant	Lorraine Street
Advertising Manager	Hank Narbonne, 136 Morphy St., Carleton Place, ON, K7C 2B4 (advertising copy to Mike Street (mikestreet1@gmail.com) or by mail to 73 Hatton Drive, Ancaster ON L9G 2H5)
Published quarterly by	Philaprint Inc, 10 Summerhill Ave, Toronto ON M4T 1A8, © 2013 by Philaprint Inc
Printed by	St Joseph Printing, Ottawa, ON Canadian Publications Agreement 40069611
ISSN 0045-3129	... continued on page 3 ...

# The winds of change are blowing

*Mike Street*

Robert Lemire and I are pleased to advise members that the editorial team of Ronald Majors and Jeffrey Arndt has stepped forward to assume the reins of *BNA Topics*, effective with the January–March 2014 issue. Ron is a resident of Pennsylvania, and Jeff lives in Virginia. They will be the first Americans to guide *BNA Topics* since Vic Willson was editor in the early 1990s.

Both Ron and Jeff are very keen to take this on, and we are already working closely to get them up to speed on the details of producing our journal. The wonders of modern electronics and the Internet allow us to make this change, even though the people involved live at significant distances from each other and from the printer. Currently, the printer is Ottawa, my sister Lorraine is in Nova Scotia, Robert and I are both in Ontario—but hundreds of kilometres apart, and two of our three editorial helpers are even further away from us, one in Montana and the other in British Columbia. After the transition, Lorraine will continue to work with Ron and Jeff in preparing the master print files. Robert and I, along with Neil Donen, Neil Philip, and Henk Burgers will continue to assist by preparing individual articles for Ron and Jeff as required.

The final element of this change remains with you, the members of BNAPS. While we currently have a small backlog of articles, many of them are on similar subjects. As we have seen, issues with content on a single theme can be produced, but this can only be done once in a while. We need—NOW—articles on all areas of BNA philately, especially on the myriad variations of stamps, on postal stationery, and on QEII era postal history. The Editorial team cannot produce without material. *BNA Topics* will be what you make it.

In his column on p. 74, President Bob Dyer tells us that BNAPS will soon ask members' opinions on all aspects of BNAPS' operations. If you have thoughts or comments on *BNA Topics*, or on any other subject relating to what BNAPS does—or doesn't—do, please take advantage of this opportunity to make them known. In my 40 years in Canadian philately I've come across a lot of people with various complaints who won't take the time to let those in charge know about their concerns. Don't be like them—take this opportunity.

---

**Change of address:** Notify the Secretary (address on p. 74).

**Missed or damaged copies:** Contact the Circulation Manager, Wayne Smith, 20 St. Andrews Road, Scarborough ON M1P 4C4 (waynesmithtor@yahoo.ca).


**Manuscripts may be submitted to the Editor in these formats:** (1) electronic, preferably with paper copy, or (2) typewritten (double-spaced), or (3) neatly handwritten. Acceptable electronic formats include Macintosh- or IBM-compatible formatted diskettes or CDs.

**Illustrations must not be embedded in Word™ or WordPerfect™ files!** PLEASE do not format text files other than for normal paragraphing, italicization, bolding, or underlining. If tables are required, please consult the Editor before preparing a file in WordPerfect™. Illustrations MUST be sent as separate files from text files. (Scans at 300 dpi in .jpg format are preferred for illustrations sent as attachments). Until a new Editor is found, articles and letters may be submitted by e-mail to Mike Street (mikestreet1@gmail.com) or by mail to 73 Hatton Drive, Ancaster ON L9G 2H5.

**Publications Committee:** Robert Lemire (Chairperson), Mike Street, Charles Livermore.

## Readers write

**Boer War Telegraph Envelopes:** *Dr. Joachim Frank* writes: “My article and query regarding a telegraphic service between South Africa and Canada during the Anglo-Boer War (1899-1902), *BNA Topics* April–June 2012, apparently did not elicit a response to the Editor. I have since, however, been shown two identical postal stationery items, Army Form C. 398, addressed to England from British army Field Post Office 15, then at Colenso, Natal. These were dated JA 18



and JA 20/00 respectively, the earlier one being stampless, the latter shown here. The surprising aspect is that these two covers are addressed in the same handwriting as my cover to Canada illustrated in that article. It seems that the same army postal official was at Colenso in January 1900 and in Pretoria in September 1900. This tends to confirm the existence of a telegram service.

**Changes to US postal rates:** *Brian Wolfenden* writes to advise members that, in January 2013, Canada Post dropped the Small Packet rate to the United States. Before sending a packet to the US, members should check with their local post office or the Canada Post website to determine the correct form and postage required.

**UPU treatment of unpaid mail:** An explanatory note was left out of *CR McGuire's* “The postal history of the Amyot Brothers from the Red River Rebellion into the early twentieth century – Part 2,” *BNA Topics* January–March 2013. Figure 21 on page 35 illustrated a letter that was mailed without postage from Paris, France to Quebec City in January 1899. The author wanted to point out that, had the letter been mailed without postage in Canada and carried the sender’s address, it would have been returned for postage. Without the sender’s address, the envelope would have gone to the Dead Letter Office, opened and registered in the appropriate ledger, and a notice that postage was required sent to the sender. Upon receipt of the postage, the letter would have been sent on. However, under UPU regulations, unpaid letter mail could be forwarded as the example in Figure 21 was, with 10¢, double the UPU rate of 5¢, to be collected from the addressee.

### Members, **PLEASE!**

**If you change your address, phone number or email address, advise the Secretary.**

**For information about your dues status, or if you need to submit funds, contact the Treasurer.**

**Postal and email addresses for both are on p. 79 of *BNA TOPICS*.**

## 2013 Collectors Club of Chicago Pratt Award to David D'Alessandris

The Collectors Club of Chicago (CCC) has announced the 2013 recipient of the Pratt Award for the best Newfoundland philatelic article published in 2012.

Initiated in 1997, the CCC Pratt Award is named for Colonel Robert H Pratt of Milwaukee, Wisconsin, the pre-eminent Newfoundland stamp and postal history collector, researcher, and author.

This year's award has been bestowed upon David D D'Alessandris of Virginia, for his very comprehensive article, "Mail Between the United States and Newfoundland," published in the November 2012 issue of *The Chronicle of the U.S. Classics Postal Issues*, Vol. 64, No. 4, Whole No. 236.

The Pratt award consists of a \$US1,000 honorarium. As determined by the CCC Pratt Award Committee, it is awarded annually for the article or other publication related to the philately of Newfoundland judged best in the previous calendar year.

The CCC actively solicits published original research related to Newfoundland philately for consideration of the annual Pratt Award. All submissions to be considered for the CCC Pratt Award, as well as other award communications, are to be submitted to George P Fabian, CCC Pratt Awards Chairman, "The Cabeen House," Collectors Club of Chicago, 1029 N. Dearborn Street, Chicago, IL 60610-2803, U.S.A.



### A warm welcome to The Canadian Philatelic Society of Great Britain

**Founded 70 years ago to promote and study all aspects of philately in British North America (Canada and its Provinces), the Society offers its members:-**

- A quarterly award-winning full colour magazine, 'Maple Leaves'
- Up to two auctions a year with many hundreds of lots
- An extensive library of published books and articles
- New online exchange packet facility
- Subscriptions payable in local currency

For more information or membership details visit our website at [www.canadianpsgb.org.uk](http://www.canadianpsgb.org.uk) or write to the Secretary: John Hillson, Westerlea, 5 Annanhill, Annan, Dumfriesshire DG 12 6TN

**Our 2013 convention will be held in the West Country**

September 25-29th, Plymouth, Devon

[www.canadianpsgb.org.uk](http://www.canadianpsgb.org.uk)

# BNAPEX 2013

## CHARLOTTETOWN, PRINCE EDWARD ISLAND

Rodd Royalty Hotel, Charlottetown, Prince Edward Island



Plans are well underway for our BNAPS convention in Prince Edward Island on the Labour Day weekend, August 30 – September 1 (Friday, Saturday, Sunday). It will be at the Rodd Royalty Hotel in Charlottetown.

BNAPS members are invited to plan for a visit to Canada's smallest province, home of red earth scenery (and Anne of Green Gables Heritage Place), more than twenty golf courses, and with miles of sandy beaches. History buffs can visit Province House, birthplace of Canadian Confederation



(photos from the online Tourism PEI brochure)

In addition to the usual philatelic events and a lobster dinner on the Friday evening, provided that there is sufficient interest as many as three island tours will be possible: A 2½-hour tour of Charlottetown (Friday), a 6-hour bus trip to the PEI North Shore—Green Gables House and the Cavendish Beach, fishing villages, lighthouses (Saturday), and a 2½-hour sailing trip past historic sites, lighthouses, and including a lobster haul demonstration (Sunday).

Plan an extended holiday around the show. We hope to see you in Charlottetown!

For further information please contact

**Robert Lemire, PO Box 1870, Deep River, ON, K0J 1P0**  
 <rlemire000@sympatico.ca> 613-584-1574

Details about accommodations and convention registration are on the BNAPS website, and also are enclosed with this issue of *BNA Topics*. Exhibit space is almost all spoken for (only a very few frames left), Gary Steele <bnapexexhibits@bnaps.org> also will maintain a waiting list in case there are cancellations.



# Second-generation Canadian Kiosk stamps

Earle L. Covert, OTB

ON 29 December 2012, David Crotty emailed a scan of a new-format “\$1.05 stamp” on a Christmas card he had just received from a friend in Canada. This started an ongoing quest to find information about these new stamps.



**Figure 1.** A 61¢ Kiosk stamp mailed 4 January 2013 paying single-weight domestic rate. Delivered uncanceled. Postal code barcode on front and Video Encoding System (VES) coding on back readable under a black light.

## The stamps

On 2 January 2013, Bob Thorne visited Toronto Post Office Station B (Spadina Avenue and Adelaide Street) and found a touch-screen Wincor-Nixdorf kiosk that dispenses stamps. Following prompts from the machine, he purchased three common rates—the 61¢ single-weight domestic rate (Figure 1), \$1.05 single US rate, and \$1.80 single international rate.

Bob found a helpful Canada Post employee wearing a long-sleeved red shirt emblazoned with a bilingual “Try self-serve sending today. Ask me how!” legend (Figure 2). He told Bob that the machine was first used on 12 December 2012, that there were machines in three Toronto Canada Post corporate locations and probably another in London, Ontario. He showed Bob that the machine would print additional rates of \$1.29, \$2.10, and \$2.95 by putting the appropriate weight on the scale. Another screen showed additional services, including Xpresspost, Priority Courier, and even VentureOne mailings.



**Figure 2.** “Try self-serve sending today” legend on CPC shirt.

---

Keywords & phrases: Kiosk stamps, Wincor-Nixdorf

The next stop was the machine on the concourse level of the downtown Toronto-Dominion Centre, where Bob purchased a number of 61¢ stamps. He then purchased more 61¢ stamps and some \$1.05 values at the Victoria and Adelaide Street Post Office.



**Figure 3.** Eight of the nine values of Kiosk stamps available for lettermail before postal rates were changed on 14 January 2013.

On 3 January, another friend of ours visited the Victoria and Adelaide office and met another Canada Post staff member wearing the “Self-Serve” shirt. He purchased additional values of \$3.40 and \$3.65, plus a parcel label that reads “POSTAGE PAID” rather than a value. He also obtained two copies each of eight values for me (Figure 3). These were \$0.61, \$1.05, \$1.29, \$1.80, \$2.10, \$2.95, \$3.40, and \$3.65. Unfortunately, no examples of the \$1.22 “Medium letter” 20-50g rate were obtained. The lady in red showed him how he could get one to 25 copies of up to three values before he had to insert his debit or credit card to complete the transaction. Then she showed him how to get copies of the higher values to produce the various values of stamps by putting more copies of the Canada Post *Details* magazine on the scale to obtain the various weights.

Our friend said that, even with the help of the Canada Post “Self-Service” lady-in-red, it was a time-consuming process to obtain multiple copies of the higher values. The machine produces each stamp as an individual piece rather than in a strip or in a small sheet. It is not yet known who prints the basic design loaded into the machine. He learned that, in addition to the Ontario locations, there was now at least one in Vancouver, BC. This information has now been confirmed—a large number of kiosks have been installed in Ontario, Quebec, and British Columbia—and will be covered later in the article.

A number of new Kiosk stamps paying single-weight rates have been seen after they passed through the mail to destinations in Canada, the USA, and Great Britain. All show Video Encoding System (VES) markings on their backs. They are readable using a black light. By the third week in January 2013, with the exception of favour cancels on receipt of a cover, and a spray-on cancel from Vancouver, none of the Kiosk stamps we have seen used in the mail were cancelled in Canada.



**Figure 4. The nine main kiosk stamp lettermail values after 14 January 2013.**

Figure 4 shows the nine single-weight kiosk values available after the 14 January rate change. These are from examples purchased by Bob Thorne on 5 February 2013 when he found a kiosk at a Staples Business Depot in Mississauga, Ontario. There he met a different “lady-in-red” who was demonstrating the kiosk to potential customers. Bob learned that she wasn’t an employee of Staples or Canada Post. She was a contract employee hired for about six weeks through an agency.

The machine allowed the purchase of specific values of these new lettermail rates:

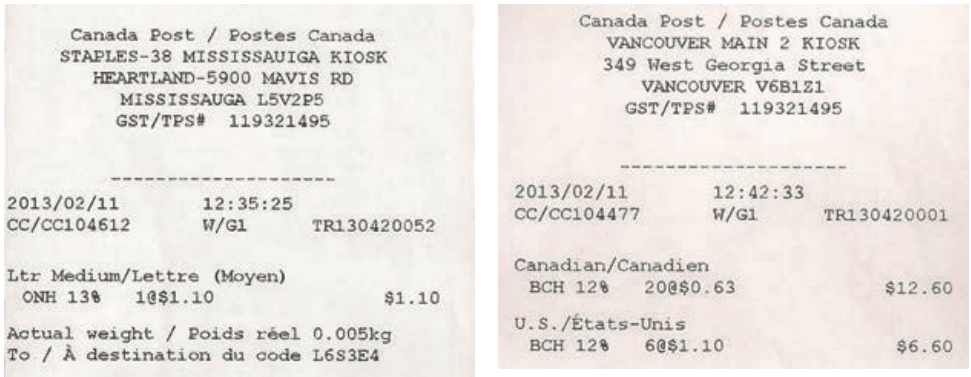
- 63¢: Canada standard letter rate to 30 grams
- \$1.10: USA standard letter rate to 30 grams
- \$1.85: International standard letter rate to 30 grams

These values could be bought as a single stamp or purchased in multiples – the default quantity for multiples is ten (10). In addition the following were available:

- \$1.10: Canada standard letter rate 30-50 grams
- \$1.10: Canada medium letter rate to 20 grams
- \$1.26: Canada medium letter rate 20-50 grams

- \$1.34: Canada oversize letter rate to 100 grams
- \$2.20: Canada other letter rate 100-200 grams
- \$3.05: Canada other letter rate 200-300 grams
- \$3.50: Canada other letter rate 300-400 grams
- \$3.75: Canada other letter rate 400-500 grams

Sharp-eyed readers will have noticed that there are eleven lettermail values listed above, but only nine shown in Figure 4. This is because there is no visible difference between the Kiosk stamp paying the three different \$1.10 rates—US standard letter to 30 grams, Canada standard letter to 30-50 grams, and Canada medium letter rate to 20 grams. However, it is possible—likely even—that there are differences between the bar codes on the three values. Receipts for the purchase of two \$1.10 values differentiate between them (Figure 5).



**Figure 5. Canada Post receipts showing different descriptions for \$1.10 Canada medium letter and USA first weight letter.**

Guideline pairs appear to occur every 16 stamps in a roll. The pairs can be either at the top left corner and top left side or at the top right corner and top right side (Figure 6). On some stamps, only one of the two marks is visible. More research into guidelines is needed.



**Figure 6. Guidelines at upper left on a 63¢ value, and at upper right on a \$1.85 value.**

Two other details of kiosk operation are of interest. Labels printed for Xpresspost, Priority Courier and Expedited Parcel services are similar to those produced by non-kiosk printers, but have the word “KIOSK” at upper right. The machines also allow scanning of a VentureOne card where appropriate. VentureOne, Canada Post’s small-business program, offers a 5% discount on some services and products, though not on the purchase of stamps.



**Figure 7.** Front and back of the Canada Post First Day Cover issued for the Kiosk stamps.

On 15 February 2013, two months and a few days after the first kiosk went into operation in Toronto, Canada Post issued a First Day Cover carrying a 61¢ Kiosk stamp. The text on the reverse provides additional information on the new project:

*Introducing Canada Post's latest innovation in self-serve convenience—the Canada Post Kiosk. More than 20 kiosks, all part of a project to allow Canadians to sample these self-service systems, can be found throughout the country in post offices and affiliate locations. The kiosk will allow customers to purchase print-on-demand postage and parcel shipping labels for mailing to Canadian destinations.*

*Users can print postage labels, with the image featured on the front of this Official First Day Cover. Customers can also choose their rate of postage (domestic, U.S., oversized and International). The stamp image is printed with secure fluorescent ink on label stock, with the kiosk printing a 2D barcode and a postage amount that can be read by Canada Post cancelling and sorting equipment.*

## Locations

The table below gives the locations of the 20 self-service kiosks installed as of 1 March 2013.

### The Original Kiosks—Installed December 2012

Toronto Adelaide PO	31 Adelaide St E	Toronto	ON	M5C 2J0
Toronto STN B	119 Spadina Ave	Toronto	ON	M5V2L0
Toronto Dominion Centre	52B-66 Wellington St W	Toronto	ON	M5K 1A0
London PO	A -387 Wellington Rd	London	ON	N5C 5Y0
Vancouver Main PO 1 <sup>st</sup>	349 West Georgia St	Vancouver	BC	V6B 3A0
Vancouver Main PO 2 <sup>nd</sup>	349 West Georgia St	Vancouver	BC	V6B 3A0
Vancouver Bentall Centre	595 Burrard St	Vancouver	BC	V7X 1A0
London Drug Store	710 Granville St	Vancouver	BC	V6Z 1E0
London Drug Store	525 West Broadway	Vancouver	BC	V5Z 1E0

### The Second Group of Kiosks—installed January–February 2013

Victoria Main PO 1 <sup>st</sup>	706 Yates St	Victoria	BC	V8W 1L0
Victoria Main PO 2 <sup>nd</sup>	706 Yates St	Victoria	BC	V8W 1L0
Shoppers Drug Mart	1840 Eglinton Ave W	Toronto	ON	M6E 2J4
Pharmacie Jean Coutu	2687 Chemin de Chambly	Longueuil	QC	J4L 1M3
Shoppers Drug Mart	300 Borough Dr	Scarborough	ON	M1P 4P5
Shoppers Drug Mart	1-70 Eglinton Square	Scarborough	ON	M4P 1A6
Staples Guelph	370 Stone Road West	Guelph	ON	N1G 4V9
Staples Mississauga	Heartland – 5900 Mavis Rd	Mississauga	ON	L5V 2P5
Staples Richmond Hill	Elgin Mills – 2- 1700 Elgin Mills Rd East	Richmond Hill	ON	L4S 0B2
Montreal Succ H	1974 Ste-Catherine Ouest	Montreal	QC	H3H 0A3
Pharmacie Jean Coutu	1675, Sainte-Catherine Ouest	Montreal	QC	H3H 1L9

## Technology

Self-service kiosks that allow customers to purchase and print a self-adhesive label for prepaying postage are not new. After a number of trials, Pitney Bowes (PB) installed a “mail&go” kiosk in 2005 at its US home office, and then at university and corporate campuses, as a joint project between PB and National Cash Register (NCR). These kiosks printed a thermal paper, postage-meter-like stamp. Several were placed in drug stores in the New York City area; they were also tested in England; and, in 2008, in Canada. The kiosks in New York City were removed in the autumn of 2010. Neither England nor Canada approved the kiosks. In 2009, I described the Canadian trial, and the labels issued, in my article, “Postal potpourri 18. Pitney Bowes self-serve kiosk” in *BNA Topics* [1]. Figure 8 shows one of the 2008 Pitney Bowes Canadian labels.



**Figure 8.** Label from 2008 Pitney Bowes kiosk trial.



**Figure 9.** Canada Post’s Wincor-Nixdorf “Self-serve equipment suite”. The weigh scale is between the access screen, product slot, and payment station unit at left, and the standard CPC mailbox at right.

The new Canadian Kiosk stamps were produced on a machine made by the Wincor Nixdorf Company. Heinz Nixdorf founded Nixdorf Computer AG in 1952. Siemens AG purchased the company in 1990 and renamed it Siemens Nixdorf Information Systems. In 1998, the company refocused on the current products and was renamed Siemens Nixdorf Retail and Banking Systems GmbH. Kohlberg, Kravis, Roberts and Goldman Sachs Capital partners bought out the company on 1 October 1999 and renamed it Wincor Nixdorf, taking it public on 19 May 2004. Wincor Nixdorf Canada Inc is based in Mississauga, Ontario.

Wincor Nixdorf provides retail and retail banking hardware and software and services. It manufactures, sells, installs, and services self-service transaction systems (such as ATMs), retail banking equipment, lottery terminals, postal terminals, software and services for global financial and commercial markets. In the hardware business, Wincor is second in the world in terms of ATM and electronic point-of-sale systems. It has more than 9,000 employees across the world [2, 3].

Figure 9 shows the Wincor Nixdorf self-serve equipment suite being used in Canada. The weigh scale is located between the access screen, product slot, and payment station unit, at left, and the standard CPC mailbox at right. (The Pitney Bowes unit used in the 2008 trial housed all the components in a single unit [4].)

**Other countries today**

In September 2011, Pitney Bowes began a test in their offices of a new “mail&go” kiosk that prints on demand, using inkjet technology, a coloured US flag design in values from 32¢ to \$9.99, and a slightly redesigned thermal paper label for parcel and special service type mail in values from 1¢ to \$99.99. These labels are very similar to the 2008 Canadian label shown in Figure 8, above.

Then, in mid-December 2012, Pitney Bowes introduced a group of 24 coloured stamp designs for almost every imaginable greeting occasion, as well as the same US flag stamp and, strangely, a Canadian flag design (Figure 10). The new machines have been in and out of a number of stores and can still be found at about 80 corporate and university campuses, 25 drug stores in the Salinas, California area, and in one small market in New Hampshire.



**Figure 10.** Current Pitney Bowes kiosk stamp, with Canadian flag design, paying US postage.



**Figure 11.** Two kiosk stamp designs currently used in Great Britain. The Machin head at left was the original design. The pictorial stamp at right is one of 44 known designs.





**Figure 12.** Two pictorial kiosk stamp designs currently used in Ireland.

There are now self-service machines in Great Britain (Figure 11), Ireland (Figure 12), the US, and Canada. Are these stamps the wave of the future? They are certainly very widely collected in Great Britain; demand for errors is very brisk.

## Acknowledgements

Our thanks to David Crotty, Bob Thorne, Mike Street, Gail Armitage, and several others, who wish to remain anonymous, for their help in preparing this article.

## References

- [1] *BNA Topics*, April–June 2009, pp. 47-54.
- [2] Wincor Nixdorf corporate website:  
<http://www.wincor-nixdorf>.
- [3] Wikipedia:  
[http://en.wikipedia.org/wiki/Wincor\\_Nixdorf](http://en.wikipedia.org/wiki/Wincor_Nixdorf)
- [4] *BNA Topics*, April–June 2009, p. 48.

**BNAPEX 2013 CHARLOTTETOWN  
PLAN ON ATTENDING!**

### SPECIALIZED CANADA & BNA Mail Auctions Held Every 2-3 Months



**No Buyers Commission**  
Items from \$10. to Thousands  
Stamps, Proofs, Postal History  
Cancels, Plates & Varieties  
Contact us for a complimentary  
auction catalogue or visit our  
web site for auction listings and  
net price offers.

**Philatelic Auctioneer since 1972**

*Lex De Ment Ltd.*

**P.O. Box 1836, Niagara-on-the-Lake, Ontario, LOS 1J0, CANADA**

**Phone: 905-468-2917 Fax: 905-468-2787**

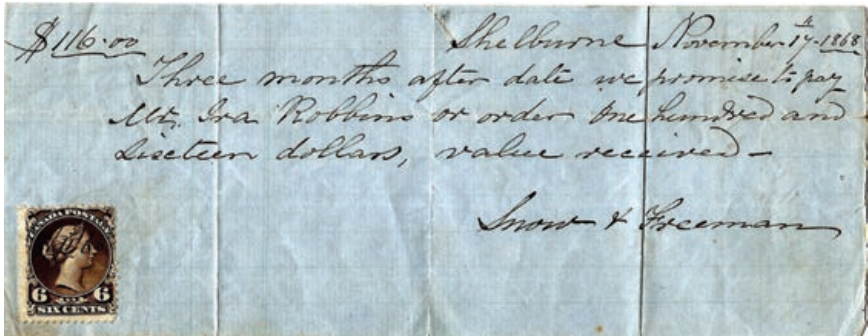
**e.mail: [lex.dement@sympatico.ca](mailto:lex.dement@sympatico.ca), [www.lexdement.com](http://www.lexdement.com)**

# The 6¢ Large Queen— Used as a revenue stamp

Mark Berner, MD

SO, here we are, my wife and I, sitting in a power-failure-darkened county archives in rural Nova Scotia, doing philatelic research during our summer holidays. What follows is the story of our successful efforts to understand a rather unusual promissory note.

On 30 June 1864, the Province of Canada passed a piece of legislation titled “An Act to Impose Duties on Promissory Notes and Bills Of Exchange”—the *Bill Stamp Act*—which authorized the use of “Bill” stamps as a means of taxing financial instruments. This law, which came into force on 1 August 1864, required payment of 3¢ for the first \$100 and 3¢ for each additional \$100, or fraction thereof, of the value of the financial instrument. Further legislation extended the tax to amounts of less than \$100 on 1 January 1866.



**Figure 1.** 1868 promissory note with 6¢ Large Queen used as a revenue stamp.

A number of years ago, I purchased a promissory note that employed a 6¢ Large Queen, rather than a bill stamp, to pay the required duty (Figure 1). Six cents was the correct value to be used to pay the duty for a note in the amount of \$116.

The promissory note, issued on 14 November 1868 in “Shelburne,” reads “Three months after date we promise to pay Mstr. Ira Robbins or order one hundred and sixteen dollars, value received—Snow & Freeman.” Unfortunately, there is no indication of province of origin. In that era there was a Shelburne in Nova Scotia and one in Ontario, both spelled the same way.

I was most interested in determining the origin of this promissory note and perhaps finding some information about the principals. I was also rather curious as to why Robbins was referred to as “master.” Initial research on the Internet provided no clues. It seemed that only local research might provide answers.

---

Keywords & phrases: 6¢ Large Queen, revenue stamp, Nova Scotia

## Historical research

During my vacation this past summer I renewed my quest for information about the promissory note. My wife, Audrey, and I took the overnight train from Montreal to Halifax, where we rented a car and set out to tour the whole southwest part of Nova Scotia.

Because of our interest in this philatelic mystery, we decided to include Shelburne in our itinerary and, on arrival, we made our way to the Shelburne County Archives in downtown Shelburne. We described the purpose or our research to the archivist, showing her a colour copy of the promissory note. Her first insight was that the Freeman name was very prominent in the lumber industry. While I pursued this line of investigation with her, Audrey, a trained history teacher, discovered a privately published two-volume book entitled *Freeman Families of Nova Scotia* [1]. She dove into this volume to see if she could find a Freeman who might be the one of interest. On a hunch, she searched for the family name “Snow” and discovered that Evalina Snow married Robert Freeman in 1858. It was her father, Joshua Snow, who went into business with his son-in-law.

We continued our search for a company bearing their names, in the lumbering industry. On another suggestion from the archivist, we consulted *McAlpine’s Maritime Provinces Directory 1870–71* [2]. In the section for Shelburne County, there were listings for Snow and Freeman as ship-owners and Joshua Snow as ship-owner and merchant. Finally, we felt confident that we had tracked down the borrowers.

Our task now was to locate the lender, Mstr. Ira Robbins. Following up on a number of leads from provincial online records, including a reference titled *Yarmouth Nova Scotia; a Sequel to Campbell’s History* [3], we located Captain Ira Roberts, a shipmaster and merchant from Yarmouth, born in 1804. He had a son, Ira Raymond Robbins, born in 1841. In 1874, at age 33, Ira married Ella Knaut, who was likely from the Lunenburg area. At this point, a power failure in the archive building made further research here impossible.

We proceeded to the Shelburne County Museum, located on the waterfront. The lights were out there too, so the next day we returned. Here we discovered that less than a year after the date of the promissory note, Snow and Freeman built a wooden brigantine, named the *Lola*, in Shelburne. Its gross tonnage was listed at 199. According to the Ship Registration Index it was sold to a foreign country in 1875. It is very tempting to speculate that funds derived from this loan were put toward the construction of this vessel. (As an aside, we had the opportunity to see the docking of the Tall Ships which had come to Shelburne that day. Alas, there was no brigantine named *Lola*.)

The next day, we drove to the Queen’s County Museum in Liverpool, on the trail of the marriage document of Ira Robbins and Ella Knaut, which that museum had on microfiche (Figure 2). We were very pleased to discover that Ira Raymond Robbins’ profession was given as “Master Mariner.” The senior officer on a cargo vessel is a Master Mariner. On board, he is addressed as Captain. The “Condition” of Ella Knaut, age 20, was given as “Spinster.”

To summarize, we had now confirmed that the promissory note shown above in Figure 1 originated in Shelburne, Nova Scotia, and we had identified both the lender and the borrowers: Ira Robbins, Master Mariner, had loaned money to Joshua Snow and his son-in-law, Robert Freeman, ship-owners. Mission accomplished!

**Figure 2.** Marriage certificate of Ira Raymond Robbins and Ella Knaut.

**MARRIAGE SLIP.**

Date and place of Marriage.....	Liverpool 18 June 1876
How Married: by License or Banns.....	License
Full name of GROOM.....	Mr Raymond Robbins
His age.....	33
Condition (Bachelor or Widower).....	Bachelor
Profession or trade.....	Master Mariner
Residence.....	Yarmouth
Where born.....	"
Parents' names.....	Mr & Mrs
Their profession.....	Merchant
Full name of BRIDE.....	Ella Knaut
Age.....	20
Condition, (Spinster or widow).....	Spinster
Her place of residence.....	Liverpool
Parents' names.....	William & Adelaide
Their profession.....	in Liverpool
Witness' names.....	Joseph G. Thomas M. H. H. H.
Signatures of parties married.....	Ira Robbins Ella Knaut
Officiating Clergyman.....	Edw. Roberts
Description of Clergyman.....	Ch. of England

I Certify that the marriage of the persons above named was duly celebrated by me at the time and place, and in the manner, stated in this slip.

Edw. Roberts  
Officiating Clergyman

This slip to be filled up by the Clergyman and returned to the Issuer of Marriage Licenses when the Marriage is celebrated in License. In case the Marriage is by publication of Banns, the Clergyman may either return it when filled up to the nearest Deputy Registrar, or if more convenient, he may mail it in an enclosed envelope to the Secretary of Statistics, Halifax, who will transmit him by return mail his legal fee of 25 cents for each slip. Clergymen will be particular to see that no sealed sending in this slip within ten days after performance of marriage ceremony.

JOHN COSTLEY, Sec. Board of Statist.

**Discussion**

Additional Bill stamp legislation assented to on 21 December 1867 provided that the Bill stamp legislation that applied to the Province of Canada was to continue to apply to the new Dominion. It also provided that duty payable in Nova Scotia was to be calculated in the currency of that province. The Nova Scotia dollar was set at \$5 to the Pound Sterling, whereas the Canadian dollar was set at \$4.86<sup>2</sup>/<sub>3</sub> to the Pound Sterling.

Because the Nova Scotia dollar was discounted 2<sup>2</sup>/<sub>3</sub> percent relative to the currency in the rest of the Dominion, it would have been financially advantageous to purchase Bill Stamps at a discount in Nova Scotia for use in the other parts of Canada. In order to prevent this from happening, Federal Third Bill Stamps were overprinted for use in Nova Scotia only.

The appropriate tax stamp that should have been used on the promissory note was the 6¢ value of the Federal Bill Stamp, Third Issue, overprinted “N.S.” for use in Nova Scotia (Figure 3). The use of a postage stamp was not in compliance with the Act. However, the stamp is cancelled as required, and the date of the cancellation corresponds to that of the document.

One can only speculate as to why a postage stamp was used instead of a bill stamp. Individual overprinted N. S. Third Bill stamps, both unused and used, are not difficult to find. However, these Bill Stamps on documents are scarce.



**Figure 3.** Third Issue Canada Bill stamp, overprinted N.S.

## Acknowledgement

I would like to express my deep appreciation to my wife, Audrey Berner, for her valued research assistance in the field, as well as her keen eye in helping to edit this article.

## References

- [1] *Freeman Families of Nova Scotia and their Ancestors and Descendants and Allied Families*, Volumes 1, 2, and Supplement, Viva E Freeman, originally published 1986. Reprinted in 2000 by the North Queens (Nova Scotia) Heritage Society. For further information see: <http://northqueens.ednet.ns.ca/pages/freeman.html>
- [2] *McAlpine's Maritime Provinces Directory 1870-71*, David McAlpine, 1871, Halifax. Available online at: <http://www.ourroots.ca/e/toc.aspx?id=1278>
- [3] *Yarmouth, Nova Scotia: a sequel to Campbell's history*, George Brown. 1888, Boston: R. Avery. Available on line at: <http://www.ourroots.ca/e/toc.aspx?id=733>.

## Vincent Graves Greene Philatelic Research Foundation

Canada's Premier BNA Expertizing Service

### TWO NEW PUBLICATIONS

Each illustrated in Full Colour; 8 ½ x 11 format; hardbound  
See website or contact Foundation for more detail

#### The Large Queen Stamps of Canada and their Use, 2<sup>nd</sup> edition

By H.E. & H.W. Duckworth

over 400 pages; 80 in colour;  
updated and expanded  
information on each value.

All values analyzed through  
full period of use including  
shade varieties

**\$125 Cdn. plus shipping**

#### Canada's Postage Stamps of the Small Queen Era 1870-1897

by J. Hillson & J.E. Nixon

over 240 pages; 170 in colour;  
proofs, issued stamps, plates,  
shades, re-entries, uses.

Includes Small Queens, Widow  
Weeds, and 1891 Canada Bank  
Note Co. essays

**\$150 Cdn. plus shipping**

Order from:

**VINCENT  
GRAVES GREENE  
PHILATELIC RESEARCH  
FOUNDATION**

10 Summerhill Ave.,  
Toronto, Ontario,  
M4T 1A8, Canada  
Ph. 416-921-2073

[vggfoundation@on.aibn.com](mailto:vggfoundation@on.aibn.com)

[www.greenefoundation.ca](http://www.greenefoundation.ca)

# The intaglio printing of Newfoundland's 1932–1941 Industrial issue

## by Perkins Bacon

*AB Thompson*

**N**EWFOUNDLAND'S last definitive stamp issue was a set of 13 values depicting the Royal Family, and Newfoundland's industry and natural resources. These stamps were printed by Perkins, Bacon & Co (and latterly by WW Sprague & Co), London, from 1 January 1932 to 10 May 1941 when their Southwark Bridge printing works was destroyed during a German bombing raid. The original colours for the 1¢, 2¢, 4¢, and 5¢ were changed after only eight months and reissued in new colours on 15 August 1932. The 48¢ value was issued on 1 January 1938. This set continued to be issued from 1942–1949, when Waterlow & Sons Ltd, London, took over the printing. New designs were adopted for the 2¢, 3¢, 4¢, and 7¢, to update the portraits of the Royal Family, and the 6¢ value was withdrawn. The other values, depicting Newfoundland's industry and natural resources, continued to be printed. This article focuses primarily on the printing methods used by Perkins Bacon; however, for completeness, it also includes additional information on printing methods used by Waterlow.

Examination of the stamps clearly shows that they were line-engraved and printed by the intaglio process that has been well described [1, 2, 3]. The process of transferring the ink from the printing plate to the stamp paper can be undertaken on a flatbed press or on a rotary press. The flatbed press is the earlier process and was used by Perkins Bacon for printing the 1840 Penny Black. Flatbed printing is a labour intensive and rather slow task, with the excess ink on the plates being fully or partially wiped and the plates polished manually. There is little mechanization involved, although the first wipe could be mechanically achieved in later flatbed presses. The sheets of stamp paper used on these presses were dampened (and hence ungummed) to ensure that the paper was pliable enough to be pressed fully into the engraved lines, under the limited pressures possible with flatbed printing. The rotary press, which came into use later, has a curved plate affixed to a roller and is a faster and more mechanical operation. Earlier machines could use dampened sheet-fed paper, but normally the higher pressures allowed for the use of dry pre-gummed paper, as used by Waterlow for the 1942–1949 reissue of the Newfoundland industrial issue [4]. Wiping and polishing was mechanical.

There appears to be little published information on the details of the processes used by Perkins Bacon and Waterlow in the 1930s and 1940s. The most informative article on the preparation of the dies and plates of the 1932–1941 industrial issue printed by Perkins Bacon is by Pratt [4]. In it, he also identified Waterlow as the printer of the 1942–1949 reissue. The Pratt article also contains supplementary information from an interview with Mr AJ Hubbard, who was the Managing Director of Perkins Bacon Ltd [4]. The following points were made in, and are quoted from, the article:

---

Keywords & phrases: Large Queens, military, postal markings, plating

1. *Perkins Bacon "carried on" with the same plant and equipment, producing the Newfoundland stamps in 1937 and 1938.* [Referring to the change of ownership to WW Sprague in 1936]
2. *... due to the use of the thin wove paper and a dry printing method ...* [referring to the wider stamps of the Waterlow printings].
3. *With the change in printers came a change in equipment and printing method. Perkins, Bacon always printed to damp paper which shrinks in drying. It is presumed that Waterlow and Sons used the dry method, which shows no shrinkage.*
4. *Dry printing and different presses used by Waterlow ...*

Pratt's article does not mention the use of flatbed or rotary printing presses by either company. It only mentions that there was a change of equipment and a change from wet to dry printing when Waterlow took over the printing [4].

Keach provides details of the printing of engraved stamps by Waterlow [5]. He records that a hand-operated press (see picture of flatbed press [2a]) was used for die proofs and some miniature sheets, and that a rotary press was used for printing sheets of postage stamps. The printing plates for the rotary press were copper with, initially, a plating of iron (sometimes referred to as "steel plating") and, later, chromium when the commercial process was established. The "plate" cylinder was about 2 feet 3 inches (686 mm) in diameter and carried the curved printing plate. Ink was transferred to the plate by a felt roller saturated with it. The excess ink was first removed from the printing plate by two successive leather or plastic-covered cleaning rollers, and then by two more oscillating rollers faced with bands of calico. A third similar calico band, moistened with soda ash solution, removed the final traces of ink from the plate surface, and then a fourth calico roller removed any remaining traces of moisture from the soda ash solution. This fourth calico roller was sometimes not used, and it was suggested that the presence of moisture on the printing plate could improve print quality if done correctly. The rotary press used sheet-fed paper. Keach notes: "In the early days the paper had to be dampened before printing and then dried before gumming. In the past fifty years improved techniques have made possible printing on to dry, ready gummed paper and this is now normal procedure" [5a]. Although not categorically stated, it seems reasonable to assume that dry, pre-gummed paper was used in the 1940s. The maximum production was stated to be approximately 5,000 sheets per day for monochrome stamps.

This article examines entries in the Perkins Bacon (Final) Engravings Book 1923–1935 [6], held by the Royal Philatelic Society, London, (RPSL) and material from the Robert Pratt fonds in the Library and Archives Canada, Ottawa [7].

## **The Perkins Bacon Engravings Book**

Many of the Perkins Bacon records were lost when the factory was destroyed in 1941. Some information was saved and is now in the archives of the RSPL, but a personal visit by the author in January 2009 showed that little was left there from the 1930s period. The only information found on the 1932 industrial issue is in the Perkins Bacon Engravings Book 1923–1935 [6, 8]. It provides details of work undertaken presumably by the Engraving Department at Perkins Bacon, mainly on sketches, engraving dies, and printing plates.

Of particular note to the printing of the 1932 Newfoundland industrial issue are four annotations that refer to “press printing,” “machine printing,” “curved plate for machine,” and “bent plate” (see below and Figure 1):

*Recutting die for press ptg. 2 cts Newfoundland* (11 May 1932)

*Recutting 2nd die 5cts. Newfoundland postage for machine ptg.* (31 May 1932)

*Repairing stp on curved plate for machine Newfoundland 2 cents* (13 July 1932)

*Taking out scratches & touching up bent pl Newfoundland 2 cts* (29 July 1932)

(a)

(b)

(c)

(d)

**Figure 1.** Selected extracts from the Perkins Bacon Engravings Book that would appear to indicate the use of both flatbed “press” printing and rotary “machine” printing with curved plates.

(a) *Recutting die for press ptg. 2 cts Newfoundland* (11 May 1932); (b) *Recutting 2nd die 5cts. Newfoundland postage for machine ptg.* (31 May 1932); (c) *Repairing stp on curved plate for machine Newfoundland 2 cents* (13 July 1932); and (d) *Taking out scratches and touching up bent pl Newfoundland 2 cts* (29 July 1932). Abbreviations: cts = cents; ptg= printing; stp=stamp; pl=plate. [Reproduced with permission of RPSL, London.]

Baxter discussed “plate bending (curving)” for use with a rotary press [3a], and therefore the entries on the 13 July 1932 and 29 July 1932 likely both refer to curved printing plates. It also seems likely that “machine” printing refers to a rotary-press printing machine. Re-cutting occurs when there is a need to repair or correct part of the impression [3b]. It is difficult to soften a previously hardened die and often easier to correct a die by making a secondary lay-down die [3c]. This is why two dies with two different die numbers exist for the 2¢ (Dies 967 and 1018) and 5¢ (Dies 960 and 1023) industrial stamps [9a]. The re-cut dies are now referred to in the philatelic literature as Die II dies. These references to machine printing and curved plates would seem to suggest that Perkins Bacon printed the 1932 Industrial issue—at least some values—on a rotary press.

The Engravings Book also makes occasional reference to repairs to copper printing plates. The entry for 13 September 1932 for the 4¢ Newfoundland stamp is an example of this:



*Repairing ptg pl (copp) 4 cts Newfoundland* (13 Sep 1932)

Four entries relating to Greek stamps are of interest and provide details of the printing plates in use for at least some of the stamps printed by Perkins Bacon:

*Eng. new die for stp 1 dr. "Greece" extra deep for press* (13 Aug 1931)

*Repairing 2 nickel printing plates for Greek stps Erectheum* (15 Jan 1932)

*Burnishing & repairing nickel pl. vignette Greek stps* (10 Feb 1932)

*Burnishing nickel pl. for press Greek stamps.* (18 April 1932)

It is unclear if these plates were solid nickel or nickel-coated copper plates—the latter is more likely. The reference to “extra deep for press” is again unclear. Typically, dies designed for use with curved-plate rotary printing presses would be engraved with deeper lines [3d]; hence the need for deep lines for flatbed (press) printing seems anomalous.

The term “press” appears infrequently throughout the engraving book, but it is not known if the term refers to another type of printing machine or to the flatbed printing machine that was presumably normally used by Perkins Bacon for printing postage stamps.

Three entries relating to Republic of Columbia stamps are of interest and provide further indication that more than one die could be made:

*Repairing ptg pl for press 1 centavos Fosforos stamp* (17 Oct 1932)

*Eng new die 1 centavos Rep de Colombia Fosforus* (11 Jan 1933)

*Eng 3<sup>rd</sup> die for machine Rep de Columbia "Fosforus"* (15 Mar 1933)

It is difficult to interpret the precise meaning of the words relating to the various dies, but the word “machine” is presumably a reference to rotary press printing. The following is a complete list of the terms used in the Engravings Book between 1929 and 1935 for the engraved dies:

*Eng die, Eng original die, Eng new original die, Eng 2<sup>nd</sup> die, Eng new die, Recutting original die, Eng add<sup>r</sup> original die, Recutting 2<sup>nd</sup> die, Eng 2<sup>nd</sup> original die, Recutting & deepening die for original, Eng 3<sup>rd</sup> die for machine, Repairing die, Cutting original die.*

## Material from the Robert H. Pratt fonds (Archives Canada)

### 2¢ die proofs

The Canadian Archives contains examples of four dated Die I proofs (9/9/31, 11/9/31, 15/9/31, and 19/5/32) and three dated Die II proofs (9/5, 10/5, and 11/5/32). The pencil annotations on two of the Die I proofs read *Original Die* and *1st original die* and on two of the Die II proofs they read *new original 11/5/32 final* and *IV Die II* (Figure 2). All these annotations appear to be in the same handwriting. The two dies differ in a number of ways. Die I shows the number 967, many more test engraving lines above and either side of the stamp, fine positioning lines, a shorter alignment mark on the right side, and the well-known “scar on the face” and “dot in the O” marks.

Die II bears the number 1018, very few test engraving lines, no positioning lines, a longer alignment mark, and the scar and dot removed. The scar was removed by adding extra engraving lines over the scar. Walsh and Butt lists plates 1, 2, and 3 for the 2¢ rose; plates 1, 2, and 3 for Die I 2¢ green; and plates 2 and 4 for Die II 2¢ green [10].



(a)



(b)



(c)



(d)

**Figure 2.** Die proofs of the 2¢ Newfoundland industrial issue (Scott 185, 186) with annotations in the margins of the Die I proofs: (a) *Original Die* [Item: 1989-036.1166], (b) *1st original die* [Item: 1989-036.1322], and the Die II proofs (c) *new original 11/5/32 final* [Item: 1989-036.1171], and (d) *IV Die II* [Item: 1989-036.1326]. National Archives of Canada [7].

### 4¢ plate proof

The two most important items in the Canadian Archives, in relation to printing methods utilized by Perkins Bacon, are plate proofs of the 4¢ rose lake (Figure 3). One has the marginal pencil note *Final print (Flat bed-plate. cut down) 12/11/35 A.S.C.* and the other has *Copper Rotary No 3 Destroyed Last print 5 Oct/32*. This clearly links copper plates to rotary printing and suggests that the 4¢ stamp was printed by both flat/bed and rotary presses.



(a)



(b)

**Figure 3.** Plate proofs of the 4¢ Newfoundland industrial issue (Scott 189) with annotations in the margins (a) *Final print. (Flat bed-plate. cut down) 12/11/35 A.S.C.* [Item: 1989-036.1491], and (b) *Copper Rotary No 3 Destroyed Last print 5 Oct/32*. [Item: 1989-036.1489]. National Archives of Canada [7].

### 5¢ die proofs

The Canadian Archives contains examples of two dated Die I proofs (29/7/31 and 29/7/31) and three dated Die II proofs (27/5/32, 31/5, and 31/5) of the 5¢ violet. The annotations on one of the Die I proof reads *Original die*, written in ink and on the three Die II proofs reads *new original for machine ptg final 31/5/32, Die II*, and *IV Die II* written in pencil



(a)



(b)



(c)



(d)

**Figure 4.** Die proofs of the 5¢ Newfoundland industrial issue (Scott 190, 191) with annotations in the margins of the Die I proof (a) *Original die*. [Item: 1989-036.1323], and Die II proofs (b) *new original for machine ptg final 31/5/32* [Item: 1989-036.1300], (c) *Die II* [Item: 1989-036.1299], and (d) *IV Die II* [Item: 1989-036.1325]. National Archives of Canada [7].

(Figure 4). The two dies differ in a number of ways. Die I has the number 960, fine positioning lines, apparently no alignment mark on the right side in the final state, and the antlers are of equal height. Die II has the number 1023, no positioning lines, an alignment mark, and the antlers are extended so that they are more pointed and uneven in length. There are no records of plate numbers being used for the Die I 5¢ violet, and plates 2-7 have been recorded for the Die II 5¢ violet.

## 5¢ plate proof

The Canadian Archives also have a 5¢ Die II plate proof with the word *Flatbed* written in pencil in the margin (Figure 5). This again shows that flatbed printing was used and implies, as mentioned above, that a second printing method was also utilized.

**Figure 5.** Plate proof of the 5c Die II Newfoundland industrial issue (Scott 191) with annotations in the margin. *Flatbed* [Item: 1989-036.1471]. National Archives of Canada [7].



## Discussion

The entries in the Perkins Bacon Engravings Book 1923–1935 and the written notes on the proofs indicate that Perkins Bacon were using both flatbed printing and rotary press printing during the early 1930s for at least some of their stamp printing runs. Flatbed printing was used by Perkins Bacon since the printing of the penny black in 1840. However, the use of rotary press printing by Perkins Bacon in the early 1930s does not seem to have been recorded in the literature.

There is no evidence on the printed sheets, by way of changes to guide and cutting lines, and so it would seem that the plates were laid down in the same way. It is likely that steel plates were used for the flatbed printing and nickel-coated copper plates for the rotary-bed printing—copper being easier to curve, and the nickel coating used to decrease wear and increase the life of the plate.

Measurements of stamp size reported in the literature give no indication that Perkins Bacon ever dry-printed its stamps, and so it is likely that the rotary press used un gummed, dampened, sheet-fed paper in a way similar to that required for flatbed printing. Perhaps the rotary press could not deliver the pressures required for dry printing, or perhaps this had not been attempted or realized.

## Acknowledgements

The author is extremely grateful for the considerable help provided by Eric Yendall, FRPSL, and for his insightful discussions of these matters. Both have added greatly to this article.

## References and endnotes

- [1] J Easton, *Postage Stamps in the Making*. Faber and Faber, London, 1949, p. 246.
- [2] LN Williams and M Williams, *Fundamentals of Philately*. Section 2, pp. 111-230. The American Philatelic Society, PA, USA, 1960.
- [2a] *Ibid*, p. 180
- [3] JH Baxter, *Printing Postage Stamps by Line Engraving*. Quarterman Publications, Mass. p. 164. (facsimile reproduction of 1939 American Philatelic Society publication), 1981.
- [3a] *Ibid*, p. 99.
- [3b] *Ibid*, p. 83.
- [3c] *Ibid*, p. 28.
- [3d] *Ibid*, p. 41.
- [4] RH Pratt, "The 1941 war issue of Newfoundland." *The Essay-Proof Journal*, 1965, 85:3-13.
- [5] RH Keach, "Notes on the printing of engraved stamps by Waterlow & Sons. Ltd." *Waterlow Study Circle Journal*, 1982, 6: 37-40. (reprinted in 1998, Waterlow Study Circle Journal, 1982, 43, 69-72).
- [5a] *Ibid*, p. 40.
- [6] J Easton, "The Perkins Bacon Engraving Books 1899-1935." *The London Philatelist*, 1964, 73: 44-48. (Reprinted in Newfie Newsletter, July/August 1990, No. 30, p. 4-8.)
- [7] LAC (2012) Library and Archives Canada: Robert H. Pratt fonds.  
<[http://data4.collectionscanada.ca/netacgi/nph-brs?s6=181116&s1=&s2=&s9=&s8=&Sect4=AND&l=20&Sect1=IMAGE&Sect2=THE\\_SOFF&Sect5=MKDOPEN&Sect6=HITOFF&d=MK&p=1&u=http%3A%2F%2Fwww.collectionscanada.ca%2F02%2F02012302\\_e.html&cr=1&f=G](http://data4.collectionscanada.ca/netacgi/nph-brs?s6=181116&s1=&s2=&s9=&s8=&Sect4=AND&l=20&Sect1=IMAGE&Sect2=THE_SOFF&Sect5=MKDOPEN&Sect6=HITOFF&d=MK&p=1&u=http%3A%2F%2Fwww.collectionscanada.ca%2F02%2F02012302_e.html&cr=1&f=G)> (viewed 3 May 2012)
- [8] Anon. (Final) *Engraving Book 1923-1935*. Perkins Bacon, 1935 unpublished. [Held in the library archives of the Royal Philately Society. London]
- [9] K Menuse, and RH Pratt, *The Essays and Proofs of British North America*. Sissons Publishing Ltd, USA, 1970, p. 198.
- [9a] *Ibid*, p. 122, 125.
- [10] JM Walsh and JG Butt, *Newfoundland Specialized Stamp Catalogue*, 6<sup>th</sup> Edition, Walsh's Philatelic Services, St. Johns, NL, 2006, p. 498.

### The POSTAL HISTORY SOCIETY OF CANADA offers its members:



APS affiliate 67  
PHS Inc. affiliate 5A  
RPSC affiliate 3

**Join today!**

- A gold-medal winning quarterly publication, the *PHSC Journal*
- A research website with searchable:
  - Back issues of the *PHSC Journal*
  - Post office listings of Canada
  - Up-to-date Canadian cancellation databases
  - Articles and exhibits
- Ongoing online project on BNA Postal Rates
- Study groups, many of which publish their own newsletters and databases
- Postal history seminars and awards
- Research funds
- The fellowship and knowledge of other Canadian postal history enthusiasts
- [www.postalhistorycanada.net](http://www.postalhistorycanada.net)

For a membership application form please visit our website or contact the Secretary:

**Scott Traquair**, P.O. Box 25061, RPO Hiway, Kitchener, ON N2A 4A5 Canada

EMAIL: [secretary@postalhistorycanada.net](mailto:secretary@postalhistorycanada.net)

# Study group centreline

Derek Smith

**C**ENTRELINE presents brief summaries of the extensive specialized research done by BNAPS members, as published in the newsletters of its many Study Groups. This column includes reviews of newsletters received to the end of February.

## Dead Letter Office

Issue # 10. Brian Plain presents the first four pages of his one-frame exhibit—*The Victoria Post Office and Undeliverable Mail 1874–1925*. The remainder will be published in the upcoming three newsletters. When British Columbia joined Canada in 1871, procedure called for all undeliverable mail to be forwarded to the Dead Letter Office in Ottawa for handling. The exhibit starts with a wrapper forwarding mail from the Victoria post office to the DLO with

the arrival hand stamp. In that this shipment involved water and rail transport *via* Tacoma or San Francisco, the process was lengthy—Brian shows one letter (left) that, in 1885, took 170 days to be delivered.

As a result, in 1888 a special arrangement was made to allow all undeliverable mail to BC addresses to be processed in Victoria, which cut the handling time down to a few days.



Gary Steele shows how DLO mail was handled before the introduction of hand stamps in late 1869. His example has a manuscript message on the back of an unpaid envelope mailed in Ottawa, noting that it was returned for proper postage as a drop letter.

Gary displays Hugh Rathbun’s copy of Circular #17, issued by the New Brunswick Post Office in 1859, for the handling of undeliverable parcels. It was authorized by Charles Connell, the PMG.

Gary has discovered a new Toronto double oval “#12” handstamp struck in violet in 1918 on a letter “returned for war tax.”

## Elizabethan II

*Corgi Times*—Issue #123. Editor Robin Harris thoroughly discusses the much-revised “Picture Postage” system that was introduced in November, 2012. He is very favourably impressed. There are twelve new designs—in both vertical and horizontal formats—in four denominations: Permanent, oversize, USA and International. Formats include panes of 12, 25+1, and 50 stamps. Robin details the new easy-to-use ordering format available on Canada Post’s special website—[picturepostage.ca](http://picturepostage.ca). He supplies complete pricing schedules for the four denominations; the cost per stamp is less for large orders (minimum order 36 stamps).

Robin notes three new die-cutting patterns for coils of the Baby Wildlife values printed by Lowe-Martin, dubbed types 17, 18, and 19. Each has only three nibs.

Counterfeits of the 2011 Permanent “O Canada” booklet stamps have been found, and Andrew Chung has sent photos of three usages, all bearing the M4L 1A5 postal code.

Robin’s list of the quantities of each value of the Christmas and Lunar New Year stamps and souvenir sheets issued from 1997 to 2012 is supplied. He notes significant declines from peaks in 2001—by over 50 percent for all but the Domestic rate for Christmas stamps.

*Corgi Times*—Issue #124: Julian Goldberg discusses the 1962 perforation changes on stamps produced mostly by CBNC. New line-perforating machines were set at 11.85 (the older machines were set at 11.95) with slightly larger and wider holes. He lists a number of stamps, some with long production lives from 1953 to 1962, that are found with both types. Examples include the 2¢ purple postage due and the 1962 Victoria Centennial stamp. The differences are most easily seen at the corners of the stamps.

Editor Robin Harris, with input from Andrew Chung, elaborates on the spread of Computer Vended Postage on a trial basis. He illustrates the stamp types and values that have been issued from kiosks, which so far are located in selected postal outlets.

Robin describes a new security feature introduced by Canada Post on several definitive issues. The word CANADA is printed in grey under the gum on the reverse. It will remain after the gum is soaked off. He also reports on a number of variations being introduced on the low values of the Beneficial Insects series. These include new formats, a new gum, hidden features, reprints correcting problems with three values, and inscription changes. There may be multiple reprints of the 5¢ Bumblebee and 10¢ Dragonfly values.

Robin shows eight varieties of coil stamp dispensers supplied by Canada Post, many of which have depicted on them the designs of the stamps inside. The dispensers themselves have become quite collectable.

## George VI

*Post & Mail*—Issue # 27. Donald LeBlanc presents part IX of his study of the War Issue, detailing the conception and preparation of the high values. HH Schwartz once again was responsible for the concept and composition of each stamp. Donald especially focuses on the 6¢ air mail and the 16¢ air mail, special delivery values using numerous illustrations of the progression of the projects.

Eldon Godfrey presents Part 2 of his study of the many “Passed For Export” markings used during the World War II. He shows both early manuscript markings, as well as numerous hand stamps in various settings and colours.

Eldon also adds to John Burnett’s article on the *SS Eros* (P&M #25), showing three additional covers concentrating on the Foreign Exchange Control Board markings on each. Mike Street presents an *Eros* cover opened by the British PO to find a return address. This then was written in pencil on the envelope.

Mike also discusses two covers mailed during the first 46 days from the issue date—16 September 1946—of the Peace Issue, after which rates for many destinations were changed. One cover was to a most unusual destination—Ethiopia, registered—which enables tracking of the route. The other was a triple-weight air mail cover from Montreal to New York.



## **Military Mail**

Issue # 207. David Collyer details the history of Canada to Australia Airgraphs. Canada used US help to deliver messages on behalf of Australian airmen training in Canada as well as in the Caribbean.

Jerome Jarnick expanded upon the “Q Force” established at Debert, NS to occupy, if necessary, St. Pierre & Miquelon, after the fall of France in 1940. It proved to be unnecessary and the force was disbanded in late 1941, although personnel remained at Debert.

Paul Binney expands upon the handling of mail from WWII military bases in Newfoundland, this time dealing with mail handled by the Newfoundland Post Office. He maps the locations of the bases and lists censor and PO markings with illustrations. He notes that no covers from Goose Bay, the only Labrador base, have ever been seen.

Colin Pomfret shows a card from mailed to a Pennsylvania address from a serviceman on the *HMT Toloa*, docked in Halifax in 1919. John Watson sent scans of unusual WWI mail to Germany; a “NON-TRANSMISSABLE” embargoed 1914 cover, and two POW post cards—one an up-rated card and the other a “Passed by Censor” card sent through the Red Cross in Switzerland.

Lee Dowsley shows another cover from RCAF Station Armstrong; this one was dated 1966 and has an unusual “Central Registry” time-clock marking.

## **Perfins**

Issue #137. Neil Donen has compiled a list of known perfins, and their positions, applied to all of the 1935 Silver Jubilee stamps. They are sorted by CSPI (*Canadian Stamps with Perforated Initials*) catalogue number for each of the companies using them. Many illustrations of settings are included.

Additions and changes to the fifth edition of the CSPI made between November and February are itemized.

Editor Jim Graham studies the pin-punched patterns of the perforator used by Canadian Industries Limited—CIL. He is able to sequence the pattern of dies 4 to 10. He also shows a die 1 pattern, but it is not mapped.

Russell Sampson discusses differences between examples of the Alberta Railway and Irrigation “ARI” initials actually seen and the catalogue illustration. He and Jim Graham believe that the original die was re-drilled, producing a much larger pattern, and with one punch of the “A” missing.

Jim Black details the differences between the “TSC” dies of Tuthill Spring Company of Boston and that of The Spectator Company of New York. Jim also gives a history of the Eberhard Faber Pencil Company, which used as its mark an “F” within a diamond.

## **Postal Stationery**

Vol. 25, #4. Robert Lemire’s PCF Corner notes one new card view, of Lake Louise, as well as varieties of existing cards, based on reports from Pierre Gauthier, Raymond Gagné and Steve Friedenthal. Robert also discusses changes in the location of the grey Canadian flag underlay (now shifted to the right), and the introduction of a “cutaway” for the centre bar code on the address side of cards issued in recent years.

Earle Covert illustrates printed corners on nine postal stationery bands used from the King George V to the Queen Elizabeth period.

Bill Walton reports on a study of the Queen Victoria Grand Trunk Railway view cards, and concludes that there were three printings of eight cards per sheet done in 1899, 1900, and 1903. The views changed with each, so that only two, “A Peep at Lake Rosseau...” and “New Single Arch—Niagara” appeared on all three.

Hans van Dooremalen reports a Canada Post ad card from the “Tulip” series issued for AMPHILEX, which took place in Amsterdam in 2002.

Earle Covert’s “Unusual and Exotic Postal Stationery Use” features a red 2¢ George V postal stationery card attached to a folded copy of a car loan agreement registered in London in 1922. The card’s message noted that a lawyer had received and filed a bill of sale in May, 1921.

### **Railway Post Offices**

Issue # 224. Editor Ross Gray studied the P.E. ISLAND / M.C. post mark. It was thought that it could be a ferry marking, but in fact it was used on railway post offices on trains that ran from Tignish in the northwest of PEI to three points in the eastern end, through Charlottetown, with a spur to Summerside. He compiles a listing of the characteristics and usage dates of the eight hammers used from 1887 to 1898.

Ross also studied the Port Dover and Lake Huron Railway. It was formed in 1875 and expanded through mergers to run from Port Dover on Lake Erie to Warton on Georgian Bay. It eventually was taken over by the Grand Trunk Railway in the 1880s, and its name was changed. Ross reviews the numerous post marks P.D. & L.H.R. markings in various split-circle date stamps and boxed Registered hammers used between 1877 and 1887.

New train number and ERD reports are made by Ross.

### **Revenues**

Issue #79 Dale Speirs shows a 25¢ Saskatchewan Law Stamp that obviously was reused in 1909 on a Lien Note. Erling van Dam illustrates a full sheet of 55 of the red no-denomination Weights & Measures stamp, with most of the BABNC, Montreal imprint in the bottom selvage. Fritz Angst discusses “curious” numbers in a faint “spotty blue” shade used on later printings of the ¼ pound, and five- and 10-pound tobacco revenue stamps of the 1869 series. Most have a serial number in the 33000 range.

Clayton Rubec revises his and van Dam’s listings of BC Hunting Stamps issued between 1982 and 2012 for use on “resident” hunting licenses for specific animals. The new compendium results from Clayton’s access to the BC Ministry of Natural Resources.

Editor Christopher Ryan depicts two exceptional cigar boxes with obligatory revenue stamps. The earlier was for 50 “*Non Plus Ultra*” cigars manufactured in Montreal in 1877, a box which featured, inside the lid, a label celebrating the centenary of the American Declaration of Independence. The other has a special red excise duty band (1897 Series) for a product made from an officially-approved combination of foreign and Canadian leaf tobacco around a cigar box for two hundred “*Little Maids*” cigars (a very rare size). On the bottom of the box was a label noting the location of production, a label which was required for manufacturers at that time and until 1908. In the ninth part of his continuing series, Christopher shows twelve more local Ontario Municipal User-pay Garbage Tags.

## The postal history of the Amyot Brothers from the Red River Rebellion into the early twentieth century—Part 3

CR McGuire OTB, FRPSC—Over a decade ago, Ron McGuire acquired an archive of documents, letters, photographs, and prints relating to the Amyot family of Quebec. The article is a distillation of both the contents, totalling hundreds of items, and the story they told about the two Amyot brothers. This installment discusses Jean-Baptiste Amyot's brother Guillaume, who also had a distinguished career in the Militia and in public life.

JEAN-BAPTISTE Amyot's only brother, Guillaume Eusèbe Damase Amyot was born on 10 December 1843 and died in Quebec City on 30 March 1896. Unlike his brother, Guillaume has a one-page entry in the *Dictionary of Canadian Biography*. A lawyer, editor, politician, and militia officer, he was the Conservative Member of Parliament for Lotbinière from 1881 until his death.

As a Lieutenant-Colonel in the Militia, Guillaume succeeded his brother as the Commanding Officer of the *Voltigeurs* of Quebec (formed 7 March 1862), serving in that capacity from 1882–1893. He commanded the 9<sup>th</sup> *Voltigeurs* as part of the North-West Field Force during the 1885 Second North-West Rebellion, where they were stationed at Calgary and Gleichen [24, 25]. The Amyot archive contains an inch of documents concerning Guillaume. The most important of these are envelopes from three letters he sent to his brother Jean-Baptiste in 1885 while serving with the North-West Field Force. The first, Figure 27, is a #10, heavy linen envelope franked with a strip of five 3¢ Small Queens, tied by three clear Winnipeg duplex postmarks, “3/MY 11/85” with a Quebec CDS receiver “AM/MY 16/85.” There is also a photocopy of the undated, seventeen-page letter, one page of which is a sketch of a military plan. On the first page Amyot indicated where he wrote the letter, “[leaving] Wheeler Creek.”



**Figure 27.** Letter from Guillaume to Jean-Baptiste Amyot, postmarked 11 May 1885.

---

Keywords & phrases: Amyot family, postal history, military

The special soldier's rate only applied to letters weighing one half-ounce or less. If the weight exceeded a half-ounce a letter had to be totally paid at the 3¢ per half-ounce civilian letter rate. Since this letter is paid fifteen cents, it is a five times rate with the contents weighing between 2 and 2½ ounces. It is a unique 15¢ rate from a member of the Force, a rare example of a letter too heavy to qualify for the soldier's rate [26].

The second letter, Figure 28, is a very fine #8 envelope franked with a pair of 3¢ Small Queens, obviously from the same sheet as the previous strip of five, tied with a clear Winnipeg duplex "1/My 26/85," and a clear Quebec, "AM/MY 30/85" CDS receiver, confirming only four days in transit, incredible for the time. It, too, is an example of a letter too heavy for the soldier's rate, 6¢ covering an enclosure weighing between one-half and one ounce. It contained a four-page programme on green paper, entitled "May 24, 1885 / Queen's Birthday / at Calgary / on May 25<sup>th</sup>, 1885," which outlined the activities for an all-day celebration that began at 11 am, and an invitation card for the final event, an "At Home" reception hosted by Amyot and his officers at the barracks beginning at 9.30 pm. Obviously there was time for celebrating and partying while the war was in progress.



**Figure 28.** Letter from Guillaume to Jean-Baptiste postmarked 26 May 1885.

The third letter, Figure 29, opposite, is a #8 envelope, with an embossed House of Commons crest in green on the flap. Amyot was still an MP and obviously carried House of Commons stationery with him on the expedition. Franked with a 2¢ Small Queen, it is postmarked with a clear Winnipeg duplex "2/JU 6/85" and a clear Quebec CDS dated "AM/JU 11/85."

Guillaume Amyot's portion of the archive also includes two letters without envelopes datelined "Calgary 13 June 1885" (six pages) and "Calgary 17 June on House of Commons letterhead with embossed crest in green (four pages); two sepia photographs mounted on period cardboard, one depicting a group view of soldiers, the other a close-up of nineteen officers of the 9<sup>th</sup> Voltigeurs [27], signed on the front "G. Amyot." Tents are seen in the background of both photographs, taken during the second North- West Rebellion [28].

**Figure 29.** Letter from Guillaume to Jean-Baptiste sent at the soldier's rate.



The archive also includes nine letters, several on House of Commons letterhead, one with its Free Franked envelope. A letter on Guillaume's legal letterhead and his one page will with a two page list of effects complete his part of the archive.

This concludes my article on the Amyot Brothers.

## Acknowledgement

I wish to thank Mike Street, once again, for his welcome and invaluable assistance with the preparation of this article.

## References and endnotes

- [24] Boulton, Charles Arkoll, *Reminiscences of the North-west rebellions: with a record of the raising of Her Majesty's 100th regiment in Canada, and a chapter on Canadian social & political life*, by Major Boulton, commanding Boulton's Scouts. Toronto, Grip Printing and Pub. Co., 1886. 531 pp. Includes a "List of officers and men comprising the North-west fields force which suppressed the rebellion of 1885." Also published as *Major Boulton on the North West Rebellion* by Davis & Henderson, Toronto, ca 1886, 531pp.
- [25] James Mason, "Riel Rebellion, 1885" in Volume: 4 of John Castell Hopkins, *Canada, an encyclopaedia of the country: the Canadian dominion considered in its historic relations, its natural resources, its material progress, and its national development*, Toronto Linscott, 1898–1900.
- [26] Post Office Department Departmental Circular No. 60 of 1 January 1865" (Boggs, *The Postage Stamps and Postal History of Canada*, Vol. 2 p 24B-25B, not in the Quarterman reprint) extended the 1d/2¢ per half ounce British soldier/seaman letter rate to soldiers and non-commissioned officers of the Canadian Volunteer Militia. For various reasons, the 2¢ rate was extended to officers with the Force; this is confirmed by a letter from the Post Office Inspector's Office, Winnipeg, dated 23 April 1885 (Arfken, *Canada's Small Queen Era 1870–1897*, pp 91-92). On pages 88-90, Arfken lists twenty-one covers sent to or from members of the North-West Force; eight are from soldiers or non-commissioned officers and thirteen from officers. Seven in the latter group are Captain Henry Hechler covers which, in my opinion, because he was a stamp collector and dealer are less desirable than those of other officers and soldiers. Guillaume Amyot's three covers shown in this article are not recorded in Arfken's list. The earliest North-West cover recorded by Arfken was posted at Winnipeg on 24 April 1885. The 11 May cover above is the second earliest; Arfken's next recorded cover was posted in Winnipeg 14 May 1885.
- [27] Nineteen is the number of officers listed in Major Boulton's book, reference 24 above
- [28] Also included in the Guillaume Amyot section of the family archive is an original top half of page 23 from Part I of the "Souvenir Number of the Illustrated War News—Being a History of Riel's Second Rebellion" published by *The Canadian Pictorial & Illustrated War News*. This page depicts the only postal-related scene drawn by an artist in the publication. The scene was drawn by war artist WD Blachley, who signed his work, "W. D. B." in the lower right corner. It is titled and depicts, "How Her Majesty's Mails were conveyed from Touchwood to Clarke's Crossing."

**FOR SALE**

THE RENNIE'S SEEDS  
EXHIBIT OF THE  
LATE RICHARD LAMB, FRPSC

**FOR SALE**

THE SQUARED CIRCLE  
COLLECTIONS OF  
OF JACK GORDON, OTB

**PLEASE NOTE NEW ADDRESS AND PHONE NUMBER**

R F NARBONNE OTB, FRPSC

Telephone: (613) 257-5453

Toll-free 1 (800) 247-5619

**GREENWOOD STAMP COMPANY**

136 Morphy St.

Carleton Place ON K7C 2B4

Since 1962


# More questions about the “Riel Essay”

Donald Fraser

OVER the past number of years, several articles have been written on the so-called “Riel Essay”, shown in Figure 1. One such article appeared in the *Scott Stamp Monthly* of October, 2006 by Charles JG Verge.



**Figure 1.** Riel Essay.



**Figure 2a.** Riel essay watermark.



**Figure 2b.** Riel essay watermark enhanced.



**Figure 2c.** Riel essay watermark enhanced more.

Among the several illustrations in the Verge article, Figure 5 was the red-brown essay showing the watermark “AT” in block letters. The stamp is shown in Figures 2a, 2b, and 2c in three stages, original, enhanced, and enhanced more. Note that the left edge of the top bar of the “T” is sloped while the right bar is straight.

The question that came to my mind was “What company produced this paper?” A reliable source suggested to me that to the best of his knowledge there were two pulp & paper companies operating in the 1880s and 1890s, one British, named “Bowater,” and the other American, named “International.” Unfortunately, since both company names have the letters “a” and “p” adjacent to each other in their names, the watermark on this stamp does not answer the question. Finding the name of the pulp-and-paper company that made the paper may lead us one step closer to finding out who printed the essays. Anyone with information that may assist is asked to contact the author through the Editor of *BNA Topics*.

## Acknowledgement

Thanks to Len Kruczynski and Rick Penko for the scans used in this article.

---

Keywords & phrases: Riel Essay, watermark, printing company.

---

**VOLUNTEERS NEEDED TO HELP WITH  
CHARLOTTETOWN BNAPEX REGISTRATION DESK  
August 29 p.m. and August 30 all day (2-hour stints)  
Please contact Robert Lemire <[rlemire000@sympatico.ca](mailto:rlemire000@sympatico.ca)> 613-584-1574**

---

## New book releases from BNAPS

**T**HE work of documenting the many and varied aspects of BNA philately continues! Three new Exhibit Series books have been released by BNAPS, one featuring Revenues and two on the postal history of different eras.

*The Law Stamps of British Columbia: The Early Printings, 1879 to 1912*, by Richard Fleet, 2013, 98 pages, 8.5 x 11, spiral bound. ISBN: 978-1-927119-17-4 (colour), 978-1-927119-18-1 (B&W). BNAPS Exhibit Series #70. Stock # B4h923.70.1 (Colour)—\$C52.00; B4h923.70 (Black & White)—\$C34.95.


Richard Fleet says, “When I inherited Ian McTaggart-Cowan’s collection, I didn’t have a BC Law stamp to my name and, even worse, didn’t know anything about them. It was really overwhelming.”

After sorting and consolidating all the loose material and reviewing Ian’s exhibit, which was published in 2005 as BNAPS Exhibit Series #36, Richard decided to take a different route, limiting his exhibit to just the first five series of BC Law stamps instead of all thirteen, and incorporating more stamps and fewer documents. He believes that this approach makes for a far stronger exhibit and deals more with the stamps, their printing, and the different varieties. From the accumulation, he has retrieved printing varieties that were not shown in Ian’s exhibit and has added to the collection some of the printing varieties that Ian did not have. Richard’s most significant addition to the collection is the information on the different perforating methods of the Second Series by the Colonist Printing Co. His work was rewarded when his own BC Law exhibit was awarded Gold, the Allan Steinhart Reserve Grand Award, the Wilmer Rockett Revenue Award, and the Meyerson Award at BNAPEX 2012 CALTAPEX in Calgary, Alberta. He is continuing to work with the rest of the McTaggart-Cowan BC Law material and hopes eventually to exhibit it in much the same way, with more stamps and fewer documents.

Richard Fleet’s *The Law Stamps of British Columbia: The Early Printings, 1879 to 1912*, which was awarded Gold, the Allan Steinhart Reserve Grand Award, the Wilmer Rockett Revenue Award, and the Meyerson Award at BNAPEX 2012 CALTAPEX in Calgary, Alberta is the seventieth volume in the BNAPS Exhibit Series.


Rick Fleet was born in Victoria, BC in 1946. He began collecting stamps as a youth, asking for a Minkus Canada album for his thirteenth birthday. Revenue stamps always interested him, and he focused on these issues after Jim Sissons’ catalogue of the revenue stamps of Canada was published in the 1960s. In the 1980s, he started specializing in the Second Bill Stamp Issue. His exhibit of this issue has won gold medals at many exhibitions, starting with VICPEX 2000, and subsequently at BNAPEX (Edmonton and Victoria), VANPEX, the Royal, and in New Zealand. Having done almost all there is to do with Bill Stamps, Rick is now starting a study of BC Law Stamps.

Rick has combined his two main interests, philately and computers, using his computer skills to help design exhibit pages that have been the models for many Victoria collectors. In





addition, he has created a website to explain the Second Bill Stamp Issue. Over the years, he has assembled an extensive philatelic library for the study of Revenue stamps and their production. He joined the Board of Directors of BNAPS in 2010.



*Japanese Relocation Mail 1941 to 1945*, by William E Topping, 2013, 88 pages, 8.5 x 11, spiral-bound. ISBN: 978-1-927119-19-8 (colour), 978-1-927119-20-4 (B&W). BNAPS Exhibit Series #71. Stock # B4h923.71.1 (Colour)—\$C51.00; B4h923.71 (Black & White)—\$C33.95.

Bill Topping's *Japanese Relocation Mail 1941 to 1945* was awarded a Vermeil at BNAPEX 2012 CALTAPEX in Calgary, Alberta. As there are items in the exhibit not shown in previous BNAPS books relating to the treatment of the Japanese during World War II, it was decided that Bill's exhibit should become the seventy-first volume in the BNAPS Exhibit Series. Because the fine grid on the original mounting pages did not scan well, the original text was retyped and scans of the covers transferred to the new pages.

Bill Topping presented his first display at the Pacific National Exhibition stamp show in 1940, winning a bronze ribbon. In the 1960s and 70s, he was very active in organized philately in British Columbia and helped bring the VANPEX, PIPEX, BNAPEX, and the Royal Philatelic Society of Canada exhibitions to Vancouver. He was also active in the Canadian Philatelic Society of Great Britain and served as president in 2004.

Among other interests, Bill formed and exhibited an award-winning collection of Canadian semi-official airmails and wrote *Yukon Airways and Exploration Company Limited: A Pioneer Air Mail Company*. He also wrote the 14-page Introduction to the three editions of *Canada Inkjet (Jet Spray) Cancels 1992–002/5*. Perhaps his best-known works are the separate checklists, prepared and published with William G Robinson, of the post offices of Alberta, British Columbia, Manitoba, Saskatchewan, and the early Territories of the west. Bill also published a comprehensive listing of all Western Canada post offices in operation from 1990 to 2006 in four booklets, one each for Alberta, British Columbia, and Manitoba, including Northern Canada and Saskatchewan. He recently completed two new books, the *Catalogue of Western Canadian Ship Way Letter Cancellations and Related Ship Postal Markings* and its companion volume, the *Catalogue of Eastern Canadian Ship Way Letter Cancellations and Related Ship Postal Markings*. Since 1992, he has also been the editor of the quarterly *British Columbia Postal History News Letter*.

In recognition of his dedication to Canadian philately, Bill was elected a Fellow of the Royal Philatelic Society of Canada in 1999. In 2006 he received a Lifetime Achievement Award from the members of the Order of the Beaver, the honorary fellowship of the British North America Philatelic Society (BNAPS).

Bill has also led an active life outside philately. Over his 35 years of teaching, he was active in the British Columbia Teachers' Federation. He is also a life member of the BC Genealogy Society. During the 1980s, he and his wife Marion led over a dozen trips to China, which indirectly resulted in him building a gold medal collection of the Crown Colony of Wei Hai Wei. He is now retired and is in the slow process of disposing of over a half-century of accumulated philatelic material.

## ASTOUNDING RESULTS



1851 12p black on laid paper, mint single  
 Realized \$224,250 including buyer's premium  
 in our February 2013 auction.

Since 1980 we have steadily built a reputation for outstanding realizations. Numerous record prices have been achieved for superior quality stamps and specialized collections. Take advantage of our friendly and professional service. Your collection will be described by our expert lotters and lavishly illustrated in our deluxe catalogue. Commission rates are very competitive and prompt payment is always guaranteed.

## Eastern Auctions Ltd.

P.O. Box 250 - Bathurst - New Brunswick - E2A 3Z2 - Canada

Telephone 1(800) 667-8267 - Fax 1(888) 867-8267

email [easternauctions@nb.aibn.com](mailto:easternauctions@nb.aibn.com) - website [www.easternauctions.com](http://www.easternauctions.com)

# BRITISH NORTH AMERICA CLASSICS



## JUNE 2013 AUCTION

General Sale Featuring  
Worldwide, British North America,  
Canada, Admirals (Part One), Revenues

### Eastern Auctions Ltd.

P.O. Box 250 - Bathurst - New Brunswick - E2A 3Z2 - Canada

Telephone 1(800) 667-8267 - Fax 1(888) 867-8267

email [easternauctions@nb.aibn.com](mailto:easternauctions@nb.aibn.com) - website [www.easternauctions.com](http://www.easternauctions.com)

*ROUTES, RATES, and REGULATIONS: Canada's International Mail, 1873/74 to 1898*, by Brian Murphy, 2013, 184 pages, 8.5 x 11, spiral-bound. ISBN: 978-1-927119-21-1 (colour), 978-1-927119-22-8 (B&W). BNAPS Exhibit Series #72. Stock # B4h923.72.1 (Colour)—\$C71; B4h923.72 (Black & White)—\$C41.95

Brian Murphy writes, “Explanation and illustration of Canada’s 19<sup>th</sup> century international mail is limited by the low survival rate of material. One solution, pioneered before 1966 by Charles de Volpi, is to include covers into Canada from other countries. These inward covers were carried on the same routes as Canada’s outward covers, often at the equivalent of the same rate, and almost without exception handled by the same “Regulations.” Including inward covers doubles what one can collect and exhibit! This collection has covers (or post cards) to 62 destinations, not counting Britain and the United States; additionally it has covers from 91 origins. In all, covers that connected Canada with another 113 countries and colonies, in addition to Britain and the States, are exhibited here.”

Brian’s exhibit, *ROUTES, RATES, and REGULATIONS: Canada's International Mail, 1873/74 to 1898*, was shown during development at various exhibitions. At BNAPEX 2001 it received a Gold medal and The Ed and Mickey Richardson Award, sponsored by the BNAPS Prairie Beavers Regional Group and given annually for the exhibit best representing one or more of the following: research, originality, innovativeness, and presentation. Brian added a great deal of material and showed the exhibit at ORAPEX 2012, where it again received a Gold medal. For this volume, ten pages of new material have been added to the 2012 exhibit.

Brian Murphy began collecting in Halifax as a child in the 1950s, when he was given a collection of world stamps formed in the 1930s by an uncle who was killed in World War II. In 1959, his family moved to Toronto where, in the heyday of stamp stores in that city, he and friends would regularly visit different dealers on their bicycles. Brian spent—or mis-spent as he puts it—four years between school and university travelling in Australasia, Asia, and Africa. One result of that travel was a heightened interest in many countries, and in the global social order. Soon his cover collecting was increasingly of mail between Canada and the rest of the world, leading, over four decades, to the exhibit in this book.

Now retired from Library and Archives Canada, Brian divides his time between Ottawa and Lunenburg County, Nova Scotia, where he and his wife Martha are preserving a largely unaltered eighteenth-century house. They have three grown sons.

All BNAPS books are available from: Ian Kimmerly Stamps, 62 Sparks Street, Ottawa, ON K1P 5A8, Canada. Phone: (613) 235-9119. Internet orders can be placed at [www.iankimmerly.com/books/](http://www.iankimmerly.com/books/). (Click on the price at the end of the book description and you will be taken to the check-out page.)

Prices given above are the retail prices in Canadian dollars. BNAPS members receive a 40 percent discount from retail prices. Shipping is extra. Credit card orders (Visa, MasterCard) will be billed for the exact amount of shipping, plus \$2 per order. For payment by cheque or money order please contact Ian Kimmerly Stamps. Applicable taxes will be charged on orders delivered in Canada.



## Defacement of printed postal stationery card headings

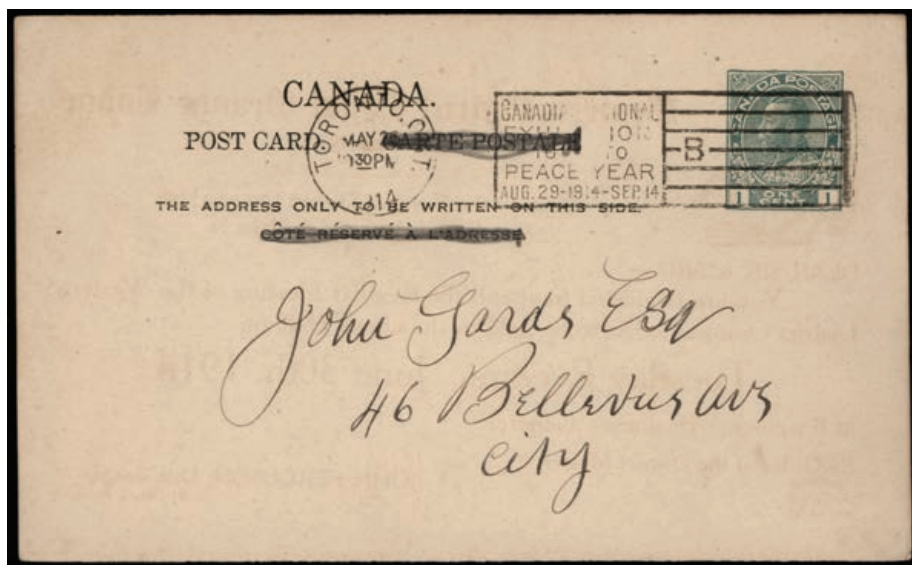
Bill Longley

IT is unusual to find the printed headings on the face of postal cards modified in any way. The three cards shown in this article are a curious reflection of what seems to be anti-bilingualism sentiments of the Orange Lodge at the time of mailing.

Three 1¢ Admiral postal stationery postal cards are shown with the French text, *CARTE POSTALE*, and *CÔTÉ RÉSERVÉ À L'ADRESSE* obscured. In the examples shown, the obliteration is done by pencil (Figure 1), printed black blocks (Figure 2), and an ornate acorn style border (Figure 3). Two cards with printed Orange Lodge meeting notices on the reverse were used from Toronto on 16 April 1914 and 25 June 1914.

The 26 May 1914 example, also used from Toronto, has an Orange Lodge committee meeting notice handwritten on the reverse. It was likely intended for a small group and therefore not printed.

This is the first example I have seen of bilingual postal cards, defaced to remove one language. I would be interested to learn of any other examples in collectors' hands.



**Figure 1.** Postal stationery card with text obliterated by hand, postmarked 26 May 1914.

Keywords & phrases: postal stationery, defacement of printing

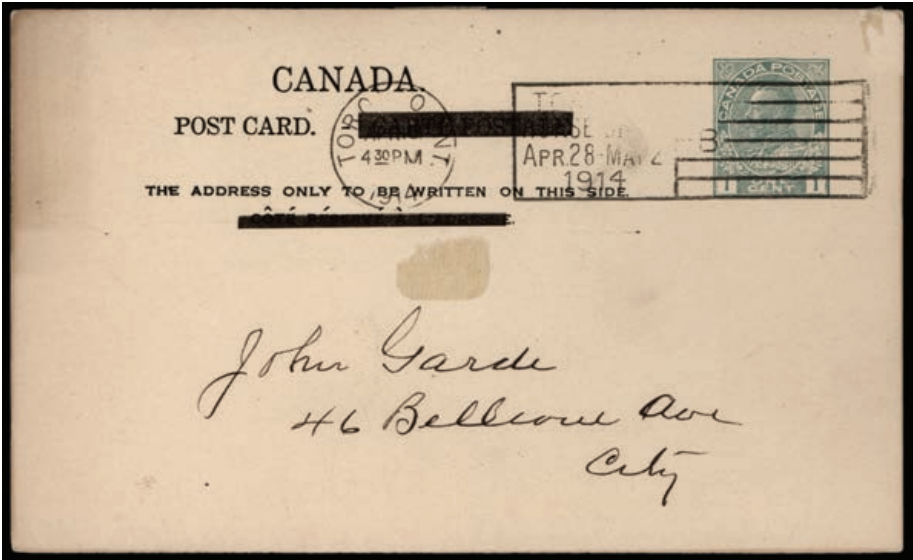
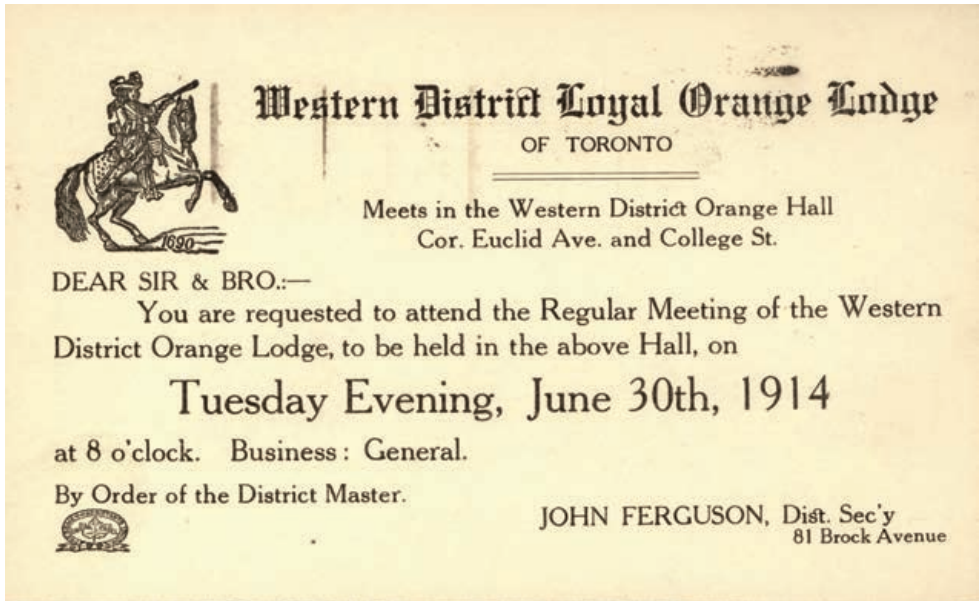


Figure 2. Postal stationery card with text obliterated by printing, postmarked 16 April 1914.



Figure 3. Postal stationery card with text obliterated by printing, postmarked 25 June 1914.

**Figure 4.** Reverse of postal stationery card shown in Figure 3.

**MJR POSTCARDS & COVERS LTD**

**JOHN BUCCI**  
EBAY ID: mjrpcc  
EMAIL: [mjrcards@telusplanet.net](mailto:mjrcards@telusplanet.net)  
WEB SITE: [www.mjrcardsandcovers.ca](http://www.mjrcardsandcovers.ca)

PO BOX 36027 NW EDMONTON AB T5X 5V9  
780-456-7095 TOLL FREE 1-877-456-7095 CELL 780-996-7095

**CANADA COVERS AND STAMPS**

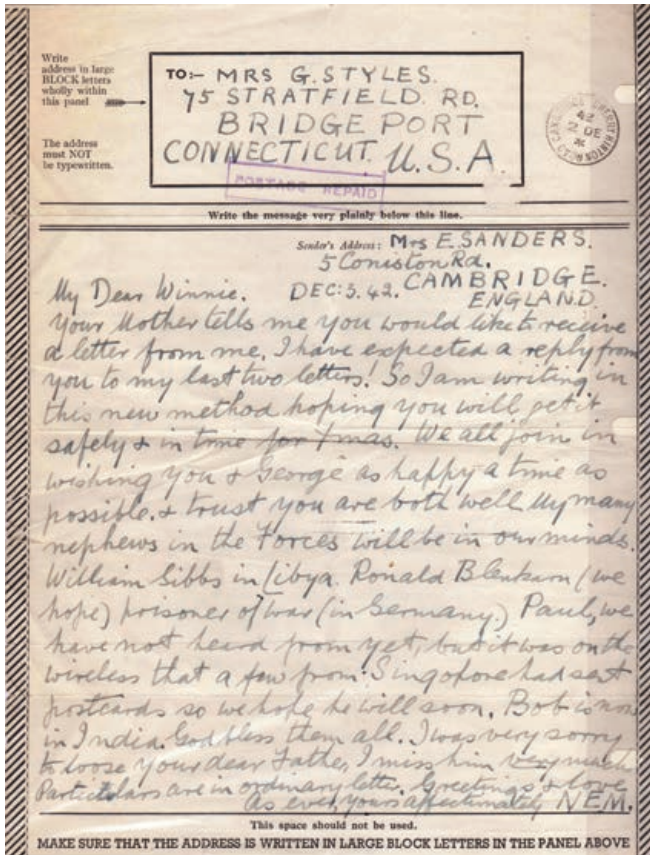
**HAROLD KELLETT**  
EMAIL: [leanne@myaccess.ca](mailto:leanne@myaccess.ca)  
WEB SITE: [www.canadacoversandstamps.ca](http://www.canadacoversandstamps.ca)

PO BOX 8 DELISLE SK S0L 0P0 306-493-2981

# WWII Civilian Airgraph Service –Detailed instructions

Brian C Plain

**A**IRGRAPHS were invented during World War II as a way to transmit the huge volume of correspondence between service-men and women, and their families at home, without needing to transport vast quantities of paper mail, which would have taken up much-needed space in ships and aircraft.



**Figure 1.** Civilian Airgraph from England to the United States, 1942.

Keywords & phrases: WWII Airgraph, civilian, instructions to senders




**AIRGRAPH SERVICE.**

- (1) Particulars of the destinations to which the Airgraph Service is available, and the appropriate charges, may be obtained at any Post Office.
- (2) Nothing should be written on this side of the paper.
- (3) The whole of the message should be written on the other side below the double line.
- (4) The name and address to which the message is to be sent should be written in **large BLOCK letters** wholly within the panel provided. The address should be the same as is appropriate in the case of an ordinary letter.
- (5) A miniature photographic negative of the message and address will be made and sent by air mail. At the destination end a photographic print, measuring about 5 inches by 4 inches, will be made and delivered to the addressee. **It is therefore important that the message should be written very plainly and that the address should be written as large as possible in BLOCK letters.** Wherever possible, **black ink** should be used. Very small writing is not suitable.
- (6) Stamps to the value of the appropriate charge should be affixed in the space provided below. The completed form should then be handed in at any Post Office. If preferred, the completed form (with stamps to the value of the appropriate charge affixed in the space below) may be forwarded to London in an envelope which should be addressed to:—
 

“ Airgraphs,”  
Foreign Section,  
London.

In that case it is desirable that a large envelope should be used and that the form should be folded as few times as possible, preferably in the same direction as the writing.
- (7) If it is desired to send more than one sheet a separate form must be completed and stamps to the value of the appropriate charge must be affixed to each form. The name and address of the sender and of the addressee must be inserted on each form in the usual way.
- (8) The original will be retained by the Post Office and eventually destroyed.



Wt. 12784/PL585 6/42 D.F.W. 51-0090 P.2298G.

**Figure 2.** Reverse of the Airgraph shown in Figure 1, showing the instructions to senders, and payment for the service, in this case eight pence.

Developed by the Eastman Kodak Company in the United States, the Airgraph method was complex and simple at the same time. Senders wrote a letter within the boundaries of a one-page form (Figure 1). The images of thousands of letters were recorded on a very small roll of microfilm which was then transported to the destination country, where the film was developed, and the individual letters mailed in special envelopes to the recipient.

After the service had been in place for some time, it was extended to allow mail between civilians in the Allied countries. The Airgraph shown in Figure 1 was written by a woman in England to a friend in the United States. This would have been the same form used to send an Airgraph from England to countries within the British Empire, such as Canada and Australia.

In Figure 2, we see the reverse of the Airgraph featured in Figure 1, showing the instructions to senders and the cost of the service, in this case eight pence. The significance of this pair of illustrations is twofold. First, as far as is known, this is the first time the instruction side of an Airgraph form has been illustrated.

It has been understood that, after being photographed, the forms were kept for a time in case of accident to the microfilm on which the image had been recorded, and then they were destroyed. Second, as far as is known, this is the first, known copy of a complete Airgraph form, *i.e.*, both sides intact. Whether this came about because someone kept the form until after the war, or because it was accidentally mailed, intact, to the addressee, will likely never be known.

*A special invitation to join...*

**THE ROYAL PHILATELIC SOCIETY OF CANADA**

For a RPSC membership application form write to:  
**Royal Philatelic Society of Canada**  
 Dept. K, Box 929, Station Q  
 Toronto, ON Canada  
 M4T 2P1

or visit our web site at [www.rpsc.org](http://www.rpsc.org)

Mention this ad & receive a \$5.00 discount on new memberships only

**Member Benefits include:**

- **The Canadian Philatelist**  
 RPSC's international award-winning magazine
- **Sales Circuit**  
 Dispose of your surplus material & acquire other treasures for your collection
- **Group Insurance**  
 Preferential insurance premiums for RPSC members
- **RPSC.org**  
 Special member section available on this award winning site



## The RPO Cowcatcher

# Samuel Zimmerman—Railway king

*Peter McCarthy, OTB*

IN my article “The Grand Old Lady of the River” [1], I illustrated both sides of what the National Currency Museum of Canada describes as a “non-monetary, non-denominational commercial advertising note” [2]. Figure 2 from that article is repeated as Figure 1 in this article, because there was more to the “story.” As this was the second time Mr. Zimmerman’s name has cropped up, in an article on another RPO subject, I felt it was time to tell a bit of his story too.



**Figure 1.** Reverse of ‘The Banks of the St. Lawrence’ advertising note. (Courtesy CR McGuire)

The text above the centre oval in Figure 1 reads “S. Zimmerman/Railway King.” Of German descent, Samuel Zimmerman was born on 17 March 1815 in Huntingdon County, Pennsylvania. Given little formal education, he worked in the state as a labourer and gained construction experience. In 1842, he came to Thorold, Upper Canada, and became involved in the construction of the second Welland Canal. Between 1846 and 1849, Zimmerman built four locks and an aqueduct. His work ethic, and his success at not allowing work to be stopped during a series of strikes by canal workers, brought him into contact with several influential politicians and businessmen, including Francis Hincks.

An American employed by Zimmerman during his canal construction days was Roswell Gardiner Benedict, an engineer who had extensive railroad building experience in the United States. He was the assistant to the Chief Engineer of the Great Western Railway (GWR) and

---

Keywords & phrases: Welland Canal, Great Western Railway.

became Chief Engineer in 1851. Benedict influenced the board of directors to award a contract to Oswald, Zimmerman & Company to begin construction of the eastern portion of the GWR, from Paris to Niagara Falls in 1849, although construction did not begin until 1851. Zimmerman was also a promoter and contractor for the Niagara Falls Suspension Bridge; designed by the American engineer John Augustus Roebling, which was completed in 1855 and connected the Great Western Railway with American railroad system.

Even before the Great Western was completed, Zimmerman (Figure 2) became the contractor for several other small railroad projects. One was the Cobourg and Peterborough Railway, the Chief Engineer of which, Ira Spaulding, was a friend of both Zimmerman and Benedict. Ice kept taking a poorly constructed bridge out. The railway was never successful. Zimmerman would not turn over tracks or rolling stock until he had been paid in cash and bonds for expenses far exceeding original estimates. Meanwhile, he agreed to construct a rival railroad, The Port Hope, Lindsay and Beaverton, which only reached Lindsay. The construction was considered better, but it too was close to bankruptcy before operations began, due to paying the exorbitant Zimmerman costs. Zimmerman became a part owner of this line.



**Figure 2. Samuel Zimmerman.** (Courtesy Niagara Historical Museum)

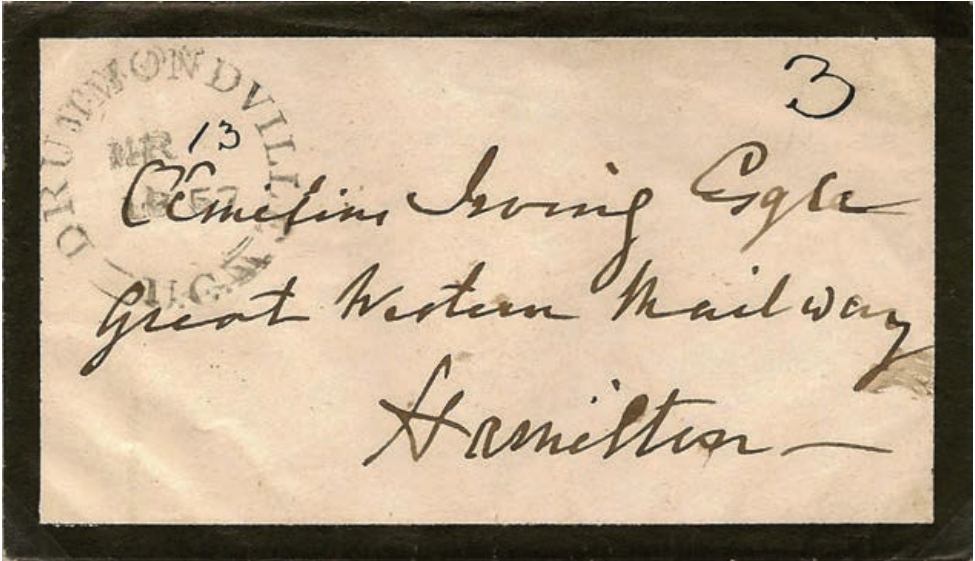
In 1853, Zimmerman's company was hired to build the Woodstock & Lake Erie Railway. Francis Hincks was the president; Benedict was the chief engineer. He had become involved because of his idea of having a parallel line rival to the Great Western between Niagara and the Detroit River. In 1856, Zimmerman became involved with the Amherstburg & St Thomas Railway.

These two lines eventually amalgamated and became the Canada Central Railway. Financial difficulties and politics prevented construction from beginning until 1854. Zimmerman attempted to gain control of the Amherstburg & St Thomas, but was blocked by Isaac Buchanan, who was acting on behalf of the city of Hamilton and the Great Western Railway.

By late 1856, Buchanan realized that if anyone could pull off the parallel railway scheme it would be Zimmerman and began to work towards a reconciliation that resulted in Buchanan withdrawing, leaving Zimmerman in complete control of both boards of directors for the Woodstock & Erie and the Amherstburg & St Thomas Railways.

On the day the final details were discussed, Zimmerman left the meeting in Toronto and boarded the Great Western train for Hamilton. As the train was crossing the bridge over the Desjardin Canal just at the entrance to Hamilton, it left the tracks because of a broken axle on the engine and plunged into the frozen waters of the canal. Fifty-nine passengers, including Samuel Zimmerman, were killed. The date was 12 March 1857, five days shy of his forty-second birthday. He was buried at Clifton but later interred with his first wife at St Davids.

Samuel Zimmerman was deemed by his contemporaries an unscrupulous, ruthless businessman in every sense of the word. He used any means, and anyone, to get ahead. He was a self-made man, and his wealth was significant. For all that, however, he was also known as a very generous person, who made large public and private gifts to municipalities, churches, the Masonic Order, and to individuals. He fit the era well.



The mourning cover in Figure 3 contained a letter to Æmilius Irving, Esq from his grandmother, HM Irving, dated 13 March 1857. In the letter, she anxiously inquires about his well-being and also mentions the death of “poor Zimmerman” in the Desjardin Canal disaster that had occurred only the day before [3]. The somewhat familiar reference to Zimmerman in the letter came from family and business connections.

Hannah Margaret Corbett of Charleston, South Carolina married Jacob Æmilius Irving, who passed away in 1816. After some back-and-forth between South Carolina, England, and Canada, she settled in Drummondville, UC, which was then part of Niagara Falls, where Zimmerman also lived. Her grandson, Æmilius Irving, was born in Leamington, Warwickshire, England and came to Canada in 1828. In 1851, he appeared before the bar to become a lawyer and, in 1856, he became a solicitor for the Great Western Railway, based in Hamilton. Æmilius Irving subsequently left the GWR for a career in law and was knighted in 1906. He died in 1913.

## References and endnotes (the bibliography is on p. 54)

[1] *BNA Topics*, Vol. 69, No. 3, July–September 2012, p. 17.

[2] <<http://www.currencymuseum.ca/collections>>

[3] This cover was first shown as part of a letter to the Editor of *Maple Leaves*, October 2003, Vol. 28, No. 290, p. 169. Publication of the letter led to the name of the addressee of the cover in Figure 3 being identified and the connection to Zimmerman explained.

# BNAPS Book Department

C/O Ian Kimmerly Stamps

62 Sparks Street, Ottawa, Ontario, K1P 5A8

(613) 235-9119 (613) 235-9504 fax

kimmerly@iankimmerly.com



Ian Kimmerly Stamps is the agent for the BNAPS Book Department. Specific inquiries should go to Brian Wolfenden or to Ian Kimmerly who can be reached at the address above. The entire BNAPS book inventory can be viewed on the Internet at: <http://www.iankimmerly.com/books>

On the website you will find a short review and a scanned image of the book cover. A text-only list is also available on the web site. A hard copy will be sent free on request.

## New Titles

C\$ Retail




	<p><b>ROUTES, RATES, and REGULATIONS: Canada's International Mail, 1873/74 to 1898</b>, 2013, by Murphy, Brian. A fascinating study of late 19<sup>th</sup> century postal history illustrated by outgoing and incoming letters between Canada and over 100 different countries. BNAPS Exhibit Series #72. Colour version. Spiral, 184 pp. (also available in black &amp; white edition at <b>\$41.95</b>) <b>\$71.00</b></p>
	<p><b>Japanese Relocation Mail 1941 to 1945</b>, 2013, by Topping, William E. Another view of the postal history of this difficult period in Canada's history. BNAPS Exhibit Series #71. Colour version. Spiral, 88 pp. (also available in black &amp; white edition at <b>\$33.95</b>). <b>\$51.00</b></p>
	<p><b>The Law Stamps of British Columbia - The Early Printings, 1879 to 1912</b>, 2013, by Fleet, Richard. A new look at the Law Stamps of BC, with more stamp varieties. BNAPS Exhibit Series #70. Colour version. Spiral, 98 pp. (also available in black &amp; white edition at <b>\$34.95</b>). <b>\$52.00</b></p>
	<p><b>The Re-Entries and Varieties in the 3-Cent Small Queen</b>, 2013 by Kershaw, Ken. Canada's most collected stamp is given the first class "Kershaw" treatment to aid collectors in identifying individual copies of the stamp. Spiral, 448 pp. <b>\$128.00</b></p>
	<p><b>First Day Covers of Newfoundland</b>, 2013 by Dickinson, Gary. The first ever systematic look at First Day Covers of the stamps of Newfoundland. Spiral, 70 pp. <b>\$46.95</b></p>

## Pricing

BNAPS Books are published with only a Canadian retail price shown. BNAPS members receive a forty percent discount from this price. There are three reasons for doing this. We want to have greater market penetration outside traditional BNAPS venues. Showing only retail prices helps in this effort. Secondly, with the fluidity of currency markets, quoting US\$ prices can lead to inequities either for BNAPS or the purchaser. Finally, quoting only one price reduces the likelihood of mistakes.

## More New Titles (See website for full list)

**C\$ Retail**

	<p><b>Canada Red Postage Due Issues — The Stamps and Their Usage</b>, 2012 by John Arn. A comprehensive look at the stamps and postal history of Canada's last issue of postage due stamps. BNAPS Exhibit Series #69. Colour version. Spiral bound, 170pp. (also available in black &amp; white edition at <b>\$41.95</b>). <b>\$66.00</b></p>
	<p><b>First Day Covers of Newfoundland</b>, 2013 by Dickinson, Gary. The first ever systematic look at First Day Covers of the stamps of Newfoundland. Spiral, 70 pp. <b>\$46.95</b></p>
	<p><b>Fines on Trans-Atlantic Mail between Canada and the United Kingdom 1859 - 1899</b>, 2012 by Montgomery, Malcolm. A full study of the treatment of letters between Canada and England short paid for one of several reasons, based on the covers in the author's collection, with rates, markings and source references. Colour version. Spiral, 230 pp. (also available in black &amp; white edition at <b>\$44.95</b>). <b>\$75.00</b></p>

## Shipping

A few of the BNAPS books when shipped individually will qualify for “other lettermail” postal rates which are reasonable; similarly U.S. and overseas “small packet” rates can sometimes apply. Many other packages have to be sent Parcel Post (starting at about \$8.50), or, sometimes, Xpresspost can be less expensive. We will find the most cost-efficient mailing system and charge exact postal charges plus \$2 per order (regardless of the number of books) for packaging and handling. Please e-mail us giving your address with Postal Code or Zip Code and we will give you the exact postage and handling charge. If you do not have e-mail, please telephone. We will do the calculation and return your call.

## New Offers

Be the first to receive new books! We will notify you by e-mail whenever a new BNAPS publication is available. Simply go to: [www.iankimmerly.com/bnapslist](http://www.iankimmerly.com/bnapslist) to subscribe.

## Payment

Payment by Visa or MasterCard is preferred because this allows an exact “to the cent” payment and conversion of currencies if applicable. To pay by cheque, please contact Ian Kimmerly Stamps directly for a total. For US\$ or £UK cheques, amounts will be calculated at the current rate of exchange.

## Bibliography

Sir Æmilius Irving, KB, KC, *James Irving of Ironshore and His Descendants; 1713–1915*, edited by L. Homfray Irving, College Press, Toronto 1918.

Nick and Helma Mika, *Railways of Canada, A Pictorial History* ISBN 0-07-082815-6 McGraw-Hill Ryerson Limited 1972.

JK Johnson, *Samuel Zimmerman*, Dictionary of Canadian Biography Online, Vol. VIII 1851-1860, [www.collectionscanada.gc.ca](http://www.collectionscanada.gc.ca).

**SAVE THE DATES!**

**BNAPEX 2014 /  
BALPEX 2014**

**BALTIMORE, MD USA  
August 29-31, 2014**

We are recognized market-makers in ...

**CANADIAN SEMI-OFFICIAL  
AIRMAILS**



**BUYING & SELLING**  
Stamps, Panes, Tete-Beche  
Pairs. Errors. Essays, Proofs,  
Booklets, Colour Varieties,  
Covers (incl. First Flights,  
Fancy Cachets, Round Trips,  
Pilot Signed, Cross Border, Periodicals, Mixed  
Franking etc.) and all "Exotica" in this area.

**SHIP WITH CONFIDENCE - TOP PRICES PAID  
WANT LISTS FILLED.**

**MARK - LANE  
STAMPS**

P.O. Box 626 • West Haverstraw, NY 10993  
Tel/Fax: (845) 362-5330 • E-mail: [rws45@aol.com](mailto:rws45@aol.com)



**Walsh eBook Catalogues; [www.nfldstamps.com](http://www.nfldstamps.com)**

available in colour on your digital devices  
Newfoundland Specialized Stamp Catalogue  
422 pgs; (\$26.99)

British North America Specialized Stamp Catalogue  
(New Brunswick, Nova Scotia, British Columbia,  
Prince Edward Island, Classic Canada (1851 - 1951)  
365 pgs; (\$26.99)

companion Walsh u-print albums available

<http://www.lulu.com/spotlight/jmwalsh>

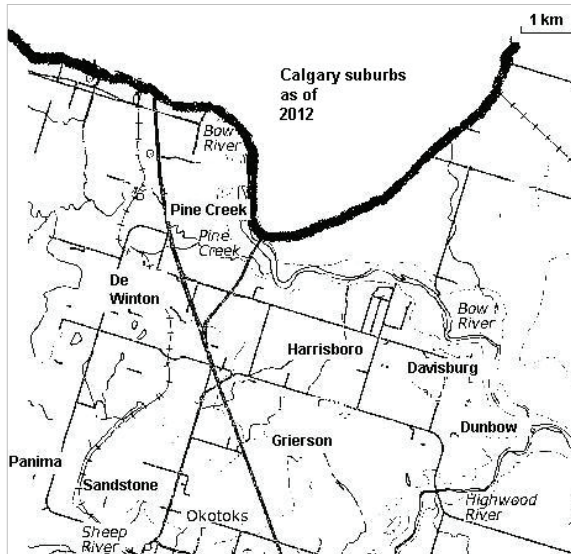




# Postal history of Alberta: De Winton and adjacent ranches

*Dale Speirs*

**T**HE De Winton area of Alberta is just south of Calgary, lying between it and the town of Okotoks. The area is low rolling hills, with treed areas along the many streams, coulees, and sloughs. It is a transitional zone between the Rocky Mountain foothills and the prairie steppes. The north and east sides of the district are bounded by the Bow River, the south side by the Sheep and Highwood Rivers. Today it is divided into acreages and gated rural communities, for those who want to live in the country but commute to work in Calgary, a short drive north up Highway 2. The southernmost suburbs of Calgary are now within sight of what used to be isolated ranch house post offices.



**Figure 1.** De Winton and extinct ranch house post offices, showing their relationship to each other and to the big city of Calgary that is slowly encroaching on them.

Many post offices were established in the area, but all failed. De Winton was the most promising of these settlements, but it peaked before World War One and dwindled away. Sandstone was a single-industry village, depending on a quarry, and it failed when the quarry did [1]. The rest were ranch house post offices, established in the corner of a kitchen or living room, in the days when roads were muddy tracks and transportation was difficult [2]. Figure 1 shows the distribution of the ranch house post offices. Today, good gravel roads

---

Keywords & phrases: Postal History, Alberta Post Offices, postal markings

crisscross the area, rural free delivery serves the residents, and a post office is within a twenty-minute drive, in either Okotoks to the south or Calgary to the north.

## De Winton

De Winton was founded in 1892 as a railroad siding, when the CPR extended south from Calgary. It was named after Col Francis De Winton, who was secretary to the Governor-General of Canada at the time. The village initially grew quite well, with several businesses, a church, a stopping place for travellers, and rail-related supply companies. The growth peaked just before World War One but, with the advent of good gravel roads, it declined. Today it is a hamlet with a dozen houses and a small general store, surrounded by acreages whose owners work in Calgary or Okotoks.

The post office opened on 1 April 1894; William Somerville was its first postmaster (Figure 2). Pioneer reports say that he left for the gold rush and mysteriously vanished in Yukon in 1898. Since he resigned his position in 1895, the year before gold was discovered in Yukon, he must have initially gone to the British Columbia gold fields, and from there to Yukon. His place as De Winton postmaster was taken over on 1 August 1895 by Hugh McNeill, a Scotsman who had arrived in the district with his family in 1891 to homestead. McNeill also carried the mails to the ranch house post offices to the east and south. This was a time-consuming task, so his young daughter Lena actually ran the post office even though he was postmaster in name. His other children, John, Jim, and Mary, helped with the mail route, either accompanying him or taking his place completely when he was busy elsewhere. The family operated the post office until 3 July 1911, when they sold out and moved to Vancouver.

Alonzo De Mings then took over as postmaster and stayed in the position until 3 March 1926. The family operated a stopping place called Minto House. De Mings was a Portugese fisherman, and how he wound up on the prairies is a mystery. His daughter Myrtle was the actual postmaster, while he held the title. Danial McNab carried the mails from De Winton to the ranch house post offices to the east and southeast, and had this route from 1912 to 1915. In January 1915, after an especially harrowing mail route trip through a blizzard, during which he suffered frostbite, he arrived home to find that his pregnant wife Margaret had gone into labour and died during childbirth, leaving him with six motherless children. He had to adopt them out and a few months later enlisted in the army. Alonzo De Mings took over the route, which was a round trip of 70 km. He was not always able to finish the trip in one day and often had to camp out along the way. His horse-drawn mail van used wheels in the summer and skis in the winter. It was fully enclosed and had a coal-burning stove to keep him warm. The route was done three times per week. In the 1920s, his son-in-law Steve Williams took over the mail route. De Mings finally retired on 3 March 1926.

Robert Voss Smith then took over the position and held it until his retirement on 30 April 1957. He was a bachelor Scotsman who had come over to Canada in the early 1900s, served in World War One, and then settled down in the De Winton area. "Postie Smith" was his nickname, and he was notorious as a fast, but not necessarily safe, driver. An anecdote told about him recounts that one day he was late getting to the De Winton station to pick up the mail bags. The train was pulling out of the station just as he arrived, so Smith



**Figure 2. Proof strike of De Winton's first postmark.**

didn't stop but tried to race the train to Okotoks in order to retrieve the mails. Unfortunately he tangled with a Greyhound bus and demolished his car. To add insult to injury, he learned that the stationmaster had unloaded the mail bags from the train for him.

Next was Barsby Martin who was postmaster until 9 August 1965. He was Manitoban-born. When he was a small boy, his family came to Alberta and homesteaded where the Calgary International Airport is today. He and his wife, Agnes, later homesteaded in the Davisburg area, but in 1921 they bought the general store in De Winton. They didn't take over the post office until his predecessor, Robert Voss Smith, retired in 1957. Being a bachelor, Smith could live on only the post office proceeds. The Martins had to run it in conjunction with their store, and the couple and their six children lived above it [1]. Mrs. Cornelia Irvine was postmaster from 1965 until the De Winton post office closed on 13 February 1991.

## Dunbow

The first ranch house post office to open in this area was located on the Dunbow Ranch, east of De Winton and Okotoks. The ranch straddles the Highwood River, where it flows into the Bow River (Figure 3). The first and only postmaster was the ranch owner, a Scotsman named Robert A Begg. Adjacent to the farmstead was an Indian residential school and a North West Mounted Police detachment. The latter was established to prevent members of the aboriginal communities from trying to get their children back. The children had been forcibly removed from several different reserves by missionaries, working with the federal and provincial governments, in order to try and assimilate them. The Dunbow post office was occasionally therefore “witness” to tense situations.

The post office operated from 1 July 1885 to 30 June 1898. The mail came directly from Calgary, not from other nearer points on the rail line that might be more convenient. This was because Begg would take butter and cream from the ranch into the city once a week and bring the mail back with him.

This post office was at the extreme east end of the De Winton area, and it was eventually displaced by the Davisburg post office. The Beggs later left the ranch and moved into the city. Today the area is cut up into acreages, and the river junction is a swimming hole popular with Calgaryans and Okotokians. The farmstead is still occupied, but newer buildings have replaced the tumbledown shacks of the old ranch.



**Figure 3. Looking west up the Highwood River at the Dunbow Ranch farmstead. Photo by Dale Speirs, 2011.**

## Davisburg

Davisburg was a couple of kilometres north of Dunbow. It was settled in 1888 and was first named Glenbeg, because it was in a coulee or glen originally settled by the Begg family. The name was changed to Davisburg before the post office opened, named after D W Davis, the first member of the House of Commons from Alberta [3]. Thomas H Andrews was the first postmaster from 1 July 1888 until his resignation on 13 November 1894 (Figure 4). Even though it was closer to Calgary than Dunbow, the mail came from Okotoks.

John Nash was the next postmaster. He was an Englishman who arrived in Alberta in 1893 and settled in the area. He stayed as postmaster until 12 June 1896. His brother Tom was a mail courier for the district. Mrs. Mary Stewart took over until 30 December 1905. The final postmaster was CKK Patterson, who served until 30 September 1916, at which point rural mail delivery routes took over.



**Figure 4.**  
Davisburg proof strike.

## Harrisboro

This ranch house post office was halfway between De Winton and Davisburg. Thomas Harris was the only postmaster, and it operated from 1 June 1890 to 31 May 1895 (Figure 5). I have not found anything about him in local histories and, because he has a common name, an Internet search was not helpful.

## Grierson

The first postmaster was James Grierson, and it was located in his ranch house a few kilometres south of Harrisboro (Figure 6). Grierson held his position from 1 July 1890 to 29 November 1892, when John Currie took over and moved the post office to his house. On 1 April 1896, Currie renamed it Rosebud, not to be confused with an existing Alberta village of that name that today is about 100 km to the northeast. He served until 12 March 1898. James resumed the job until the post office closed on 6 October 1908. He restored the post office name to his own, the change becoming official on 1 December 1898.



**Figure 6.**  
Grierson proof strike.



**Figure 5.**  
Harrisboro proof strike.

## Pine Creek

Pine Creek is right on the southern edge of Calgary. The ranch house post office on the creek opened on 1 April 1887, with Saunders Watson as postmaster (Figure 7). He set up a stopping place for travellers on what is now Highway 2 (also known as Macleod Trail) and went into partnership with John Owens. On 1 June 1889, Owens took over the postmastership and included it within his general store. The post office closed on 13 May 1896. Postmark collectors should not confuse this post office with a subsequent Pine Creek post office in northern Alberta that operated



**Figure 7.** Pine Creek proof strike.

from 1907 to 1920. The original ranch house property is now obscured by new suburbs, acreages, and gated communities. It has already been partially annexed by the city, which is building a massive sewer treatment plant just upstream from where the creek flows into the Bow River.

## Panima

Panima was west of Highway 2 and the CPR railroad, and southwest of De Winton. The name is said to be a native word for the area, but I have not been able to determine what it meant or what the language was. The post office opened on 01 March 1894 and closed on 28 March 1903 (Figure 8). It only had one postmaster, Donald Gray, who operated it out of his house. One of Gray's children remarked that the post office served a lot of English remittance men, who were usually drunk when they came to get their mail [4]. Remittance men were dissolute sons of British nobility who left their country "for their country's sake" and were paid to stay away. They lived on money orders mailed to them by their fathers, who hoped that the new lands would make proper men out of them. The Panima post office also regularly received shipments of plum puddings, sent to the remittance men by family back home, who knew such delicacies were not readily available in the wilds of the colonies.



**Figure 8. Panima proof strike.**

## Sandstone



**Figure 9. Sandstone as it exists today. A brick chimney can be seen at centre right just visible behind the poplar trees; this was the brick factory where the post office was for part of the time. Photo by Dale Speirs, 2011.**

Sandstone was a one-industry railroad siding halfway between De Winton and Okotoks. Despite its name, it lived off a clay quarry and brick-works. Its most successful year was 1912, at the height of Calgary's building boom. This is correlated by the post office's gross revenues, which reached its lifetime high of \$329.81 in the fiscal year 1911.

Because Sandstone was on the CPR main line, it had good service, with four passenger trains daily, plus freight trains. World War One shut the brickworks but they revived in 1919. The village had numerous homes, a general store, and the railroad station. Children went to school in nearby Panima, only a few

kilometres away. In the early 1920s, the brickworks began to suffer from competition and high coal costs. In 1923, the workers went on strike for higher wages. The investors who owned the brickworks decided to cut their losses. They shut down the kilns, and the striking workers found themselves unemployed [5].

The village died quickly and the post office closed in July 1924. Today it is a farmstead at the end of a long, single-lane gravel road, with only the overgrown quarry and one isolated chimney to prove the village was ever there (Figure 9). Even the railroad siding was taken

out. Okotoks is expanding towards Sandstone and there are a number of acreages in the area already.

The postmasters were company employees from the brickworks or the general store owner, and the post office moved back and forth between the two. George W Dellar was the first postmaster, from 1 March 1907 to 4 August 1908. Miss Alice Prendergast took over on 29 September 1909, then Frank C Tuffin from 1 October 1910, Robert Eccles as of 1 April 1912, Mrs AE Hamlin from 11 March 1913, and Henry Bishop as of 1 July 1914. The final postmaster was Ervin Hirst, in post from 3 March 1917 to 9 July 1924. He was the brickworks supervisor, who had to deal with the strikers, and the unpleasant consequences.

## Comparison of post offices

Taking 1895 as a year when most of the De Winton area post offices were functioning, gross revenue statistics of these post offices allow one to obtain an idea of how much business they handled, and of their relative importance [6]. Davisburg, Grierson, and Pine Creek had gross revenues for the fiscal year 1895 of \$26.58, \$33.43, and \$35.50 respectively, indicating they were all roughly equal and doing reasonably well for ranch house post offices. De Winton had \$13.54 in business in its partial first year of business, a small amount considering that it was a railroad siding on a main line. Harrisboro, which closed that year, did only about \$10 worth of business, while Dunbow, at the extreme eastern end of settlement in the area, had \$3 to report. For comparison, Okotoks did \$234 worth of business on the main line two stops south of De Winton. The first stop south of De Winton was Sandstone, but it didn't yet have a post office. Nearby Panima, off the railroad but only a short buggy ride west of Sandstone, grossed \$18.79. The Calgary post office grossed \$10,749.64 that year.

In 1908, De Winton, Davisburg, Grierson, and Sandstone were the only post offices open. Sandstone took over Panima's business and netted \$134.96, most of which was undoubtedly because of the brickworks. Davisburg earned \$100 that year compared to Grierson at \$32.25, which suggests that the former had a larger catchment area of customers. De Winton did \$243.86 worth of business. This seems low considering that it was a village, not a ranch house. However, the map in Figure 1 shows that its only catchment area would have been Pine Creek, since anyone to the east would just as likely have travelled to Davisburg or Grierson. The construction of good roads slowly finished off these post offices one by one. Today the area is an easy drive from post offices in Calgary and Okotoks.

## References and endnotes

- [1] De Winton and District Historical Society (1978) *Sodbusting to Subdivision*. Published by De Winton and District Historical Society. pp. 19, 120, 223, 232, 369, 391, 393-395, 407, 535.
- [2] Library and Archives Canada (downloaded 2011-05-31), Post offices and postmasters. [www.collectionscanada.gc.ca/databases/post-offices](http://www.collectionscanada.gc.ca/databases/post-offices).
- [3] M Groeneveld "Community spirit builds Davisburg." *The Western Wheel* (community newspaper of Okotoks) 2 May 1984.
- [4] High River Pioneers and Old Timers Association (1960) *Leaves from the Medicine Tree*. Published by High River Pioneers and Old Timers Association. pp. 230-231, 316-317, 380.
- [5] Okotoks and District Historical Society (1983) *A Century of Memories*. Published by Okotoks and District Historical Society. pp. 17, 18.
- [6] Canadian Post Office (1885 to 1923) Report of the Postmaster General. *Sessional Papers of the Dominion of Canada*, Appendices C and D.

# Offset-printed double impressions

*Charles Neyhart*

**T**HE article, “A double-printing variety of the 1969 6¢ Canada Games commemorative” by Russell D Sampson describes a noteworthy situation involving printed double impressions. They deserve additional consideration [1]. The central design of the Canada Games stamp, Sc #500 (Figure 1), displays two flags. The top flag has the letter “C” printed in bright green ink, and a small maple leaf and a series of bars forming the horizontal crossbar of a “G” printed in red ink. The bottom flag shows a larger maple leaf also printed in red ink. The flag background, poles, shading lines, and lettering were printed in ultramarine ink. (The white background of the two flags was produced by not adding colour.)



**Figure 1.** Sc #500.

elements printed by offset lithography exhibits doubling. The “C” printed in bright green ink is doubled; the parts printed in red ink are not (Figure 2). This reminded me of a similar outcome with the 1943–44 US Overrun Country series, U.S. Sc #909-21, which was printed in a similar configuration to the Canada Games stamp.



**Figure 2.** Double “C”.

The ultramarine parts of the Canada Games stamp were steel engraved. The lithographed parts of the design, the green and red, were printed on a multi-station offset rotary press with one station carrying the plates to print the green part of the design and another station carrying the plates to print the red parts. These plates transferred inked images to the offset blanket in sequence, such that a single pull of the blanket applied both parts of the design to the stamp paper. The plate size of Sc #500 was 300 (20 × 15); a post office pane was 50 (10 × 5).

In comparison, the common frame of the US Overrun Countries series was steel engraved; the centre flag vignettes were offset letterpress printed in the natural colours of the country flags on a then-experimental, multi-station offset rotary press [2]. Of the 13 stamps in this series, 10 are catalogue-listed with double impressions, the most recent discovered in 2011. All of the double impressions occurred on the offset printed portions of the stamps. These double impressions exhibit certain constant features, namely: (1) an east-west shift on the stamp (as you look at it in its normal orientation) and not a north-south shift, due to the design being entered in the rotary direction on its right side; (2) affecting only one plate cylinder; and (3) affecting a minimum of one and not more than two vertical rows of stamps on a full pane [3].

---

Keywords & phrases: Canada Games, double impressions, “Errors, Freaks and Oddities”

An illustration of a normal impression from the overrun countries series, in this case the country of Yugoslavia, US Sc #917, is shown in Figure 3. The centre flag vignette was printed in four colours on a four-station offset rotary press. The four colours are: blue stripe, dark rose stripe, the red country name under the flag, and the black portions of the image, including shading lines and dots, flagpole and rope, flag outline, and the marginal country plate inscription in place of the plate number. A double impression example of this stamp is shown in Figure 4. The doubling occurred only on the black parts of the flag; no other colours are doubled. This can best be seen in the flagpole, which is now almost completely filled in with black ink. Similarly, the flag shading, made up of short black lines and dots, is also darker, and the patterns cover a slightly larger area. These characteristics can be seen in comparatively cropped enlargements in Figures 5 and 6. Figures 7 and 8 illustrate the marginal plate inscription “Yugoslavia,” which replaced the plate number for these stamps, in a normal printing and the double impression; note the shadowed and blurry effect in the latter as a result of doubling the individual letters.



**Figure 3.** Yugoslavia stamp, normal.



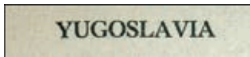
**Figure 4.** Yugoslavia stamp, doubled.



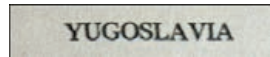
**Figure 5.** Flag Staff, normal.



**Figure 6.** Flag Staff, doubled.



**Figure 7.** Marginal Inscription, normal.



**Figure 8.** Marginal Inscription, doubled.

Each plate cylinder on an offset rotary press will deposit, sequentially, its unique inked image directly onto the offset blanket which, in turn, transfers the complete image onto the stamp paper. For things to be right on this type of press, all parts of it have to be carefully aligned and synchronized. Observe the appearance of the letter “C” in Figure 2—a full dark “C” and a lighter-shaded “C” shifted to the right.

In general, causes of an offset double impression vary. Williams [4] identifies several causes; others can be found in the EFO literature [5]. The search for a cause of the subject stamp’s double impression would necessarily focus on something that affected just a single offset plate cylinder, which in this case printed the bright green “C” part of the design. (The red parts of the design are not doubled on the subject stamp.)



The nature of the displacement suggests that it almost certainly involved either the offset blanket or a printing plate: Its fixed nature suggests an action that stopped or started the press [6]. Too much pressure on the blanket cylinder can throw the offset blanket out of true relation to the plate cylinders. The excess pressure on the blanket is likely from contact with the impression cylinder, although it could be from one of the plate cylinders. This pressure causes a slight bulge across the blanket's surface, in a fairly sharp line, just ahead of the pressure point. The usual way of smoothing out the bulge is to relax the blanket by temporarily stopping the press. The press stoppage may be initiated by manual inspection or via sensor; in any case, the plate cylinders are disengaged. This enables the blanket to relax, the bulge effectively releasing (sliding) back in the direction of the pressure point. When the press is restarted, the plate cylinder nearest to the start of the original bulge will reprint a portion of its design on the relaxed blanket. This will transfer as a doubling on the printed output. This doubling will start and stop as fairly sharp lines, i.e., limited and localized to one or two vertical rows of stamps.

Returning to the case of the Canada Games double-impression stamp, the "C" plate cylinder "reprinted" part of its design in a lighter shade, once the press was restarted after the blanket was allowed to relax. Given the east-west shift of the double impression, it suggests that the "C" plates were oriented with the right side of the stamp pointing in the rotary direction. At least 15 and as many as 30 stamps on a full pane of 300 will exhibit this double impression.

## References and endnotes

- [1] *BNA Topics*, Vol. 69, No. 4, 2012, pp 10-11. A true double impression results from the paper being run through the press twice. All other doubling merely mimics that result. Different terminology is commonly used here to describe the phenomenon of duplicated lines, including: "double impression," "double print," and "shifted print."
- [2] Low relief letterpress and lithography both produce similar printed images, i.e., intensity is proportional to the size of the area of colour and the depth of the ink does not vary. Using an offset blanket does not alter this.
- [3] Sol Glass, "Supplement to the 'Overrun Nationals Series, The Flag Stamps,'" *The Stamp Specialist* (Chartreuse), 1948, pp. 94-111 and *United States Postage Stamps, 1945-1952*, BIA, 1954.
- [4] LN Williams, *Fundamentals of Philately*, APS, 1990 rev., pp. 159-60, 356-57.
- [5] See, for example: John Hotchner, "Errors, Freaks and Oddities," *Linn's World Stamp Almanac*, 6<sup>th</sup>, 2000.
- [6] This was originally suggested many years ago by Sol Glass, *United States Postage Stamps, 1945-1952*, Bureau Issues Association, 1954, p. 104.



*La Société d'Histoire Postale du Québec*  
 (The Postal History Society of Québec)  
 invites applications for membership

The SHPQ publishes (*en français*) an award-winning quarterly journal.

Sec'y Christine Faucher, 265 du Chalutier #306, Québec QC G1K 8R3  
 chrisjac@megaquebec.net www.shpq.org

# Your Specialist in Canadian Postal History ...

...from the ordinary  
to the unusual

**REQUEST  
OUR WEEKLY  
EMAIL PRICE LIST**



Hugo Deshaye (Philatelist) Inc.  
 PHSC·BNAPS·RPSC·SHPO·CPS of GB  
 P.O. Box 1000 Stn Forces, Box 444  
 Courcellette, Quebec  
 Canada GOA 4Z0

hugo@hdphilatelist.com  
 hdphil@videotron.ca  
 www.hdphilatelist.com  
 1-888-516-5445

# New issues

*William JF Wilson*

## Two different years

CANADA Post continues its high-quality Lunar New Year series with two stamps for the Year of the Snake. As with many previous stamps in the series, the printing is by Lowe-Martin and the foil stamping and embossing are by Gravure Choquet of Montreal. In addition to the regular souvenir sheet, this year's set continues a new tradition begun in 2012 of a "transitional souvenir sheet" containing two international-rate stamps, a \$1.80 Dragon stamp from last year's set and a \$1.85 Snake from this year's set. The sheet symbolizes the departure of the old year and the entrance of the new. Because the Dragon stamp has not been changed from its initial release in 2012, it retains its 2012 copyright date, in contrast to the 2013 copyright date on the Snake stamp.

The rates changed on 14 January 2013, so the \$1.80 stamp was actually still current when the sheet was released. It remained so for a total of six days.

There is a subtle perforation variation on the Year of the Snake sheet of 25 P stamps; the sheet is perforated  $12.5 \times 12.5$ , but the lower-most tooth in the vertical perforations on each stamp in the second row is noticeably narrower than the rest of the teeth in the sheet. If you have an upper left or upper right corner block, then this is the lower-most tooth in each vertical line of perforations on the block. The variation occurs in my UL block of four and also on a complete sheet purchased separately, so I'm assuming that it is a constant variety.

The most probable cause is a small mis-positioning of the comb perforators. If one comb ended at the hole immediately above the narrow tooth and the next began with the row of perforations immediately below the narrow tooth, and if the two combs were (in this case) approximately 0.15 mm closer to each other than the pins within each comb, then the narrow tooth would result. Variations of this kind are uncommon but far from rare.



**Figure 1**



**Figure 2**

Figure 1 shows a block of four from the second and third rows of the sheet. The arrow indicates the narrow tooth. Figure 2 shows the left half of a column of perforations from the second and third rows (the right-hand edge of the block in Figure 1) lined up with the right half of a column of normal perforations from the third and fourth rows. The perforation gauge is 12.5 above and below the narrow tooth on the left side of Figure 2, whereas it is a constant 12.5 on the right side. When the two sets of perforations are aligned above the narrow tooth, they differ by a constant offset below it.

Canadian astrology has now passed through a full year of zodiacal signs—at least its stamps have. Including the two previous releases, the complete Zodiac set consists of 12 booklets of 10, three gutter booklets of 24, three souvenir sheets of four, and a pane of the complete set of 12—a total of 216 stamps costing \$136.08 plus tax at the current rate for the P stamp. Astrology seems to be as profitable today as it was when Kepler (who gave us elliptical orbits) and Galileo were charging for their astrological readings.

Each Zodiac stamp comes in three varieties, depending on perforation and gum:

- (i) Perforation 12.5 × 12.5 and PVA gum on the three souvenir sheets;
- (ii) Perforation 12.5 × 13.1 and PVA gum on the pane of 12;
- (iii) Simulated perforations and pressure-sensitive gum in the booklets.

The Canadian Pride stamps show the flag displayed on everyday objects including a deck chair, ice-fishing hut, and a rectangular arrangement of people wearing red or white clothes to create a Canadian flag. They are tagged on four sides, but the top and bottom tagging bars have been replaced by repeated images of the objects displayed on the stamps; e.g., miniature deck chairs and miniature huts.


The information in Table 1 is from the Canada Post website,

<<http://www.canadapost.ca/cpo/mc/personal/collecting/stamps/2013/index.jsf>>,

Canada Post's *Details* publication, and the philatelic inscriptions on the stamps. Where the number of lithographic colour dots on the stamp selvedge differs from that published by Canada Post, the selvedge is taken as correct. Stamp size, perforations, and number of teeth are my own measurements, and are given as (HORIZONTAL) × (VERTICAL).

ABBREVIATIONS used in Table 1 are as follows: *number*CL = (*number of colours*) colour lithography; Bk = booklet; CBN = Canadian Bank Note Company; G3S = general tagging (three sides); G4S = general tagging (four sides); GC = Gravure Choquet; L-M = Lowe-Martin; P = permanently equal to the domestic rate; P-S = pressure-sensitive; PVA = polyvinyl alcohol; SH = sheet; SS = souvenir sheet; s-t = se-tenant.

**The POSTAL HISTORY SOCIETY OF CANADA** *offers its members:*



APS affiliate 67  
PHS Inc. affiliate 5A  
RPSC affiliate 3

**Join today!**

- A gold-medal winning quarterly publication, the *PHSC Journal*
- A research website with searchable:
  - Back issues of the *PHSC Journal*
  - Post office listings of Canada
  - Up-to-date Canadian cancellation databases
  - Articles and exhibits
- Ongoing online project on BNA Postal Rates
- Study groups, many of which publish their own newsletters and databases
- Postal history seminars and awards
- Research funds
- The fellowship and knowledge of other Canadian postal history enthusiasts
- [www.postalhistorycanada.net](http://www.postalhistorycanada.net)

*For a membership application form please visit our website or contact the Secretary:*

**Scott Traquair, P.O. Box 25061, RPO Hiway, Kitchener, ON N2A 4A5 Canada**

EMAIL: [secretary@postalhistorycanada.net](mailto:secretary@postalhistorycanada.net)

**Table 1. 2013 Commemorative and Definitive Stamps** (all are on Tullis Russell coated paper)

Stamp	Year of the Snake	Canadian Pride	Queen	Baby Animals	Wallenburg	Jones and Fortes	Zodiac	Magnolias
<b>Value</b>	P, \$1.80, \$1.85	P	P	P, \$1.10, \$1.34, \$1.85 (s-t on SS)	\$1.85	2 × P	4 × P (s-t on SS) 12 × P s-t (full set)	2 × P (s-t on SS)
<b>Issued</b>	08 Jan	14 Jan	14 Jan	14 Jan	17 Jan	01 Feb	20 Feb	04 Mar
<b>Printer</b>	L-M + GC	CBN	CBN	L-M	L-M	L-M	L-M	L-M
<b>Pane</b>	P: SH 25 A,B,C: †	Bk: 10, 30 SS: 5	Bk: 10	P: Coil 100 A,B,C: Bk 6, coil 50 SS: 4	Bk: 6	Bk: 10	Bk: 10 each sign SS: 4 SH: 12	Bk: 10 Coil: 50 SS: 2
<b>Process</b>	‡	4CL	4CL	5CL	5CL	A: 4CL B: 5CL	7CL	6CL
<b>Qty (million)</b>	P: 5 A: 2.25 B: 0.455 SS C: 0.19 SS	Bk: Continuous SS: 0.17 SS	Continuous	Continuous	0.9	2.2 each	Bk: 2.25 each sign SH: 0.6 panes SS: 0.155 SS Gutter Bk: 0.0035	P: 14 Coil: 0.3 coils SS: 0.17 SS
<b>Tagging</b>	P: \$1.80: G4S \$1.85: G3S	G4S	G4S	G4S	G4S	G4S	G4S	G4S
<b>Gum</b>	P,B,C: PVA Bk: P-S	Bk: P-S SS: PVA	P-S	P-S	P-S	P-S	Bk: P-S SS: PVA	Bk, coil: P-S SS: PVA
<b>Size, mm</b>	32 × 32	Bk: 20.25 × 23.25 SS: 20 × 24	20.25 × 23.25	24 × 20	40 × 32	A: 40 × 24 * B: 26 × 40	32 × 32	31.9 × 26
<b>Perf</b>	P,B,C: 12.5 × 12.5	Bk: Simulated SS: 13.0 × 13.3	Simulated	Bk: Simulated SS: 13.3 × 13.0	Simulated	Simulated	Bk: Simulated SS: 12.5 × 12.5 SH: 12.5 × 13.1	Bk, coil: Simulated SS: 13.2 × 13.1
<b>Teeth</b>	Bk: Simulated P,B,C: 20 × 20	Bk: Simulated SS: 13 × 16	Simulated	Bk: Simulated SS: 16 × 13	Simulated	Simulated	Bk: Simulated SS: 20 × 21	Bk, coil: Simulated SS: 21 × 17

† A: Bk 6 × \$1.85; B: SS 1 × \$1.85; C: Transitional SS with 2 stamps (\$1.80 + \$1.85).

‡ P: 6CL + embossing and varnish. A: 6CL + varnish. B,C: 6CL (each stamp), one foil stamping, embossing, and varnish.

\* A: Oliver Jones; B: Joe Fortes.

## Two little-known Canadian perforated officials

*Jonathan Johnson, OTB*

**M**OST BNA collectors are familiar with the five-hole OH/MS perforation used by the Department of Finance from 1923–1935, a period of 12 years. Few are aware of its scarcer perforated cousins: MD—Militia Department shown in Figure 1, and ND—Department of National Defence, both shown in Figure 2. Although all were based in Ottawa, their stories are quite different.



**Figure 1. Militia Department Perfin**



**Figure 2. National Defence Perfin**

We do not know why either the Militia Department or the Department of Finance began to perforate their postage, around 1918 and 1923 respectively. The most likely reason for both was related to postal security, which was a popular issue at the time. The Department of Finance perforator was a Cummins Model 52 with five dies. The Militia Department perforator also had five dies and was most likely a Cummins Model 52 as well.

Upon the conclusion of WWI, the Militia Department had a massive increase in its mail volume because of correspondence relating to, and the actual mailing of, military service medals, which were all being sent by registered mail. Because the five-die MD perforator did not have the capacity to perforate the huge number of stamps required, during the early 1920s only a small percentage of the Militia Department postage was perforated. Much of the postage on registered envelopes carrying medals consisted of precancelled stamps, so cancellation was not required. This reduced the risk of a steel cancelling hammer doing damage to itself or the medals. While the Militia Department mostly used precancelled stamps, it also made use of regular postage stamps. In addition, both regular (Figure 3) and precancelled stamps (Figure 4) perforated MD were used.



**Figure 3. Regular Perfin**



**Figure 4. Precancelled Perfin**

---

Keywords & phrases: Military, perfin, perforated officials

In 1922, the Militia Department was renamed the Department of National Defence. Between 1922 and 1925, someone noted the similarity of the initials MD and ND, resulting in the MD perforator being retooled. Several pins were removed and some new holes drilled, with pins added, resulting in the perforator now producing an ND perforation. For a short period, an extra pin, near the top of the “N,” was left in the machine (Figure 5). At some point, the extra pin was removed. The Department of National Defence continued the trend to use mostly pre-cancelled stamps on their non-free-franked mail. Once the volume of mail was reduced, the use of perforated ND stamps continued. The ND perforation was in use up to 30 June 1939, when all government departments were required by Treasury Board order T170926B to only use four-hole, OH/MS perforated postage stamps. The Department of National Defence mostly used pre-cancelled stamps and made use of regular postage stamps. Both regular and pre-cancelled stamps perforated ND were also used.



**Figure 5.** Extra Pin

Combined, the MD-ND perforating machine was in use from 1918–1939, 21 years. Both MD and ND perforated stamps are much scarcer than five-hole OH/MS perforated stamps.



**Figure 6.** Registered MD Perfin Cover



**Figure 7.** MD Perfin Cover to England



**Figure 8.** Registered ND Perfin Cover



**Figure 9.** Latest Reported Use of ND

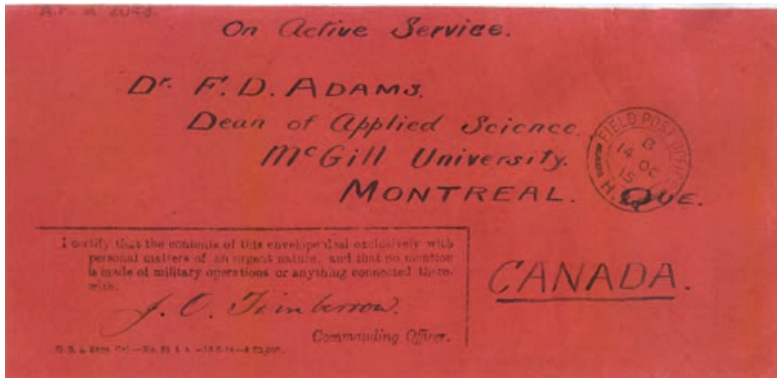
Four MD and ND covers are illustrated above. Figure 6 is a 1922 registered envelope that enclosed medals and carries, in addition to the 10¢ for registration, another 31¢ postage paying for a weight between 14 and 15 ounces [1]. The postage was paid by a single 1¢ Admiral pre-cancel and eight 5¢ Admiral MD perfin stamps. Figure 7 shows a 1923 envelope with a 1¢ and 3¢ Admiral regular MD perfin stamps paying the 4¢ for one ounce rate to England. The ND stamps, two regular 8¢ Arch and a 1¢ Arch pre-cancel, shown in Figure 8, paid the 10¢ registration fee and 7¢ for 2–3 ounces weight on a domestic letter in 1932. Similarly, the two 2¢ and three 5¢ Mufti ND perfins in Figure 9 paid the 10¢ registration fee and 9¢ for 3–4 ounces weight on a domestic letter in 1939. The cover in Figure 9 is the latest-reported use of the ND perfin.

## Endnote

- [1] *Canada Official Postal Guide*, 1934, Paragraph 158 and 1939, Paragraph 162, reads: “Letters and other matter sent from Ottawa under the above exemptions will be franked or certified as entitled to pass free in accordance with such regulations as may from time to time be made for the guidance of Public Departments and of the local post office.” The exemptions referred to were for the Governor General and staff, and Public Departments at Ottawa. MPs and Senators were treated separately, *i.e.*, not included in those exemptions. Since none of the four covers shown above was franked as free of postage, all postage was prepaid.

## Matters Military 15. The red "Urgent" envelopes of the Great War: A unique Canadian example

*Dean W Mario* This is the 15th in a series devoted to Canadian military philately. Each column will be from one to five pages and will focus on a single subject. It will appear as often as material is available; if you have an interesting military story, why don't you tell it here?



**Figure 1.** Red “Urgent” envelope mailed from France or Belgium to Montreal in October 1915.

Keywords & phrases: Military postal history, “Urgent” envelope, WWI



**T**HE cover in Figure 1, an important military postal history item, was previously illustrated, but not in colour, by the late J Colin Campbell, in the BNAPS Canadian Military Mail Study Group Newsletter [1].

Author and military mail specialist Edward Proud noted that a “special red envelope” (Form AF A.2043) was introduced in 1914 by the British Army Postal Service [2]. This example’s printing date, indicated lower left, is “18-8-14” (Great Britain declared war on 4 August 1914, only two weeks earlier). While there are several varieties, it appears that all were printed in black by “G.S. and Sons” on thick, almost construction-grade, vivid red paper. The size of this example is 217mm × 94mm (8 9/16" × 3 11/16") and it has a right-end flap opening.

These special envelopes were provided to troops for “...urgent personal or financial matters” [3]. Unlike other mail, these envelopes were not subjected to the usual delays or standard censorship regulations. They were to be submitted to the sender’s commanding officer or officer-in-charge in the first instance, who would then countersign the front lower-left after validating the contents. They would then travel via the quickest method available.

This example was mailed to Montreal’s McGill University (perhaps by a former or current student “on leave” from his studies) from Field Post Office H2 on 14 October 1915. Proud [4] indicates that, at that time, the FPO H2 device was associated with the British Second Corps Headquarters, British Expeditionary Force, located on the Western Front (France or Belgium).

Second Corps arrived in France in August 1914. It participated in several major well-known battles such as Mons (and the Retreat), the Marne, Ypres, and the Somme. It eventually moved into Germany in December 1918.

Usage of these special red envelopes was quite limited, and they are fairly scarce. They were replaced by the more well-known (and slower) green “privilege” or “honour” stationery envelopes. To my knowledge this is the only recorded red example sent to Canada.

## References

- [1] JC Campbell, “Private Postal Correspondence: World War One—Army Forms.” *CMMMSG Newsletter* (BNAPS), #55 (Nov 1983), p. 4.
- [2] EB Proud, Ed., *History of British Army Postal Service, 1903–1927*. Vol II. Norfolk, UK: Proud-Bailey Co Ltd., p. 10.
- [3] A Kennedy and G Crabb. *The Postal History of the British Army in World War I*. Surrey, U.K.: George Crabb, 1977, p. 115.
- [4] EB Proud, *op cit*, p. 267.



## A short-lived Queen Elizabeth II special-delivery rate

*Victor L Willson, OTB*

ONE of the features of collecting rate covers is that intersections of different rate conditions produce interesting combinations. On a bet to see who could put together a better special delivery exhibit, United States *vs* Canada (which I lost to Jeff Switt's excellent US SD exhibit), I got into the entire range of special-delivery rates from 1898 to 1990. This led to various byways, such as putting together as many modern special-delivery cancels as I could find, which I will report on before too long, and trying to get examples of all Canadian domestic, US, and foreign basic rates. By "basic," I mean showing special delivery for all first class rates of postage for which it was available. That requires comparing the periods of all fees for special delivery with all first-class rate periods. In doing that, I discovered one of the shortest rate periods in all of Canadian postal history. After finding this, I spent a decade finding an example, the cover shown in Figure 1.



**Figure 1.** St. John's, NF, to Toronto, 10-14 Feb 1983, paid \$1.36 during 1 month rate period.

As of 1 January 1982, the first-class letter rate for weight at or less than 30 grams was 30¢. The special-delivery fee was \$1, for a total of \$1.30 [1]. The special-delivery fee was raised to \$1.06 on 15 January 1983, making the total \$1.36. On 15 February 1983, the letter rate was raised to 32¢, thus creating a one-month period for the \$1.36 rate. I was looking for examples of each of these kinds of rate combinations for this 92-year period and succeeded in getting examples of all except this one-month period. After years of searching dealers' stocks, eBay, auctions, and other stamp sites, I found it. The cover illustrated here

---

Keywords & phrases: Special delivery, QE II era, short rate period

showed up on eBay at a lowly start price that did not even draw one bid after the seven-day auction period. Needless to say, I put a ridiculous snipe bid on it, but got it at the start price. As is often the case, soon after this a second example was put up by a different seller, which I also purchased for the minimum sale price.

The cover was sent from St. John's, NF, on 10 February 1983, to Toronto. It received the special-delivery, 24-hour-clock cancel indicating it was received at the handling unit at 10 am on 11 February. The Toronto 24-hour-clock cancel indicates reception at 6am 14 February. This is actually not bad delivery time, and while most special-delivery covers were delivered faster 100 years ago than they are today, this would probably match what could have been done then—although there was no special-delivery service to or from Newfoundland until Confederation as far as I know (If anyone has examples showing it, please contact me.) [2].

This special-delivery rate period of one month is matched by some other auxiliary fee plus letter rate combinations, but I will leave it to other philatelic sleuths to detect them. The rates exist, and the covers are out there. This is the fun of the chase, isn't it?

## References and endnotes

- [1] Robert C Smith and Anthony S Wawrukiewicz, *Canada Domestic and International Postal Rates and Fees 1870–1999*, The Press for Philately, Snow Camp, NC, 2000. 44 pp.
- [2] (Editor's note: Recent research has shown that, except for the brief Bahamas experiment in the post World War I era, as late as 1961 Special Delivery service from Canada was only available to the United States and Great Britain. Because Special Delivery letters were bound in wrappers intended to mark them clearly for special handling, mail for countries other than the US or Great Britain marked and paid for Special Delivery may have received accelerated handling as it travelled between Canadian post offices.)

## BNAPS business and reports

### President's Column

Norris (Bob) Dyer



In this column, I'll address two projects of importance to BNAPS.

#### Updating member emails and an interest survey

Thanks to Study and Regional Group leaders, and renewing members, we now have email addresses for approximately 80 percent of BNAPS members. In late May or early June, we'll move to the next phase of this project. Phase 2 will include a test of the email list before conducting a web-based membership survey. We have several different addresses for some members. You will be able to identify the test email by its subject "BNAPS LIST." Each member will only see his/her own address on the email. If we have more than one address on file for you, the email test message will ask you to tell us which you wish us to use for BNAPS email correspondence.

We will then send out a web-based membership survey. The intent of the survey is to have you evaluate our current products and services, suggest how we can improve them, and get your ideas for new ones. You'll receive an email, again clearly identified as BNAPS in the subject line, which will provide you with a link to an online survey tool and a password to access it. The survey company will not have access to email addresses or membership information. BNAPS officers will prepare the survey questions and load the survey and send out the emails to members. We hope to have the survey completed and results analyzed sometime this summer. Check our website for more information!

Some members have opted out of communicating by email, and there are also members' email addresses still missing from our list. So, in addition to the email invitations, we are developing a paper survey for these members—surveys that are more costly and time consuming to administer.

### **Modernizing BNAPS**

We are developing and using new Internet technologies to connect with and involve our membership. Management knows many BNAPS members are online—and while we are not for a moment forgetting those who are not into computers—to remain viable, attractive, and interesting to the community we serve, we must move forward with the times. Our new systems are being designed and built by BNAPS member Robin Harris, who did a complete overhaul of the RPSC site with great success. It's anticipated that there will be two major results from this effort: improved member access and better member service. An updated website will be produced. Among BNAPS' greatest resources are its publications and member interest lists—and we want to be able to use those assets to our benefit. But, having said that, security is still the prime concern, and you can be assured that as this development proceeds, no personal information will be accessible to those who have no right to it.

## **From the Secretary—Report date: 2 April 2013**

*David G Jones*

(184 Larkin Dr, Nepean, ON K2J 1H9, e-mail: <[shibumi.management@gmail.com](mailto:shibumi.management@gmail.com)>)

### **Membership fees**

Annual membership fees are \$C35 or equivalent in US dollars, C\$40 for members from outside North America. Membership applications submitted during the second or third quarter of the year should be accompanied by 75 or 50 percent, respectively, of the annual fee. Applications submitted in the fourth quarter of the year should be accompanied by 25 percent of the annual fee plus the full fee for the coming year. Three-year memberships can be obtained at a 10 percent reduction in cost. Send application form and cheque or money order to the Secretary.

### **Applications for membership**

After we receive an application, the New Applicant's name and membership number are printed in the next issue of *BNA Topics*. If no objection from any other BNAPS member is received within approximately 60 days of publication, the applicant is then listed as a "New Member" in the following issue of *BNA Topics*. Collecting interests of New Applicants follow the "C" at the end of the initial listing, so that members can get in touch (through the Secretary) with collectors sharing similar interests.

- 6703 Kristin Jakobson, Calgary, AB **C:** military—navy; airforce, history (1800–1912)  
 6704 Howard J Wunderlich, Ronkonkoma, NY **C:** locals  
 6705 Julian J Goldberg, Toronto, ON  
 6706 Frank G Henry, Southsea Hampshire, UK **C:** fancy cancels on Small Queens  
 6707 Brian C Bursey, Middle Cove, NL **C:** Newfoundland stamps and covers  
 6708 Lorna Doolittle, Edgerton, AB **C:** Alberta covers and cancels; Saskatchewan., revenues,  
 military mail, local postal history  
 6709 Michel Tittley, Gatineau, QC **C:** Canada, Newfoundland  
 6710 Kyle T Taylor, Petawawa, ON **C:** Canada  
 6711 Gary C Norris, Scarborough, ON **C:** Canada mint  
 6712 John R South, Plano, TX **C:** USA classics, Canadian classics, German states  
 6713 Dennis Buss, Petaluma, CA **C:** Canada, US, Netherlands, France  
 6714 Jesus Bustillo Martret, Sevilla, Spain **C:** George VI  
 6715 Jean Lafontaine, Boucherville, QC **C:** Canada  
 6716 David G Law, Toronto, ON **C:** registered letter stamps, early Manitoba postal history  
 6717 John D Warner, Cornwall, ON **C:** Canada and provinces  
 6718 Kenneth W Davies, Andover, MA **C:** QE II, Canada and Great Britain  
 6719 Gilbert Moylan, Gatineau QC **C:** Canada Centennials  
 6720 Dr Bruce Robertson, Bushland Beach, Queensland, Australia **C:** Victorian era, Canada and  
 provinces  
 6721 Gunner Danneels, Beaverton, OR **C:** Canada, Admirals

### **New members**

All applicants 6692-6702 have been confirmed as full members of BNAPS.

### **Address changes/corrections (current town of residence is noted)**

- 3494 Andre J Albert, Jr, Dundas, ON  
 6539 William H Bergstrom, Rancho Santa Margarita, CA  
 4150 Joseph Berkovits, Elad, Israel  
 4698 James H Davis, Jr, Sanford, NC  
 6420 Larry A Kemp, Punta Gorda, FL  
 6468 Malcolm B Montgomery, Cae Glas, United Kingdom  
 5986 Eugene F Ritz, Kitchener, ON  
 4379 Michel Rocheleau, Montreal, QC  
 6098 David Royston, Nanaimo, BC  
 3898 E H Wright, Toronto, ON

### **Reinstated**

- 6285 George P Basher

### **Resigned**

- 4187 Fred Fawn                      5595 John P Wynns                      5983 Colin Bulloch  
 6090 George Power

### **Deceased**

- 1525 Jacques Charron                      4650 J Malcolm Ellis

### **Mail returned—current addresses unknown (last known town-of-residence is noted)**

- 2301 William H Cattermole (London, ON)  
 3926 Rodrigue Levesque (Gatineau, QC)  
 6662 Odette Walsh (Montreal, QC)

**Dues for 2013 not yet received** (to be dropped from the membership rolls)

3075 Margel, Sydney S	6059 Armstrong, Jim W	6525 Salmi, John E
3247 Wright, William L	6099 Sutherland, William G	6530 Dawn, John
3801 McDonald Alex A	6102 Wissink, Barend J	6541 Warman, Phil R
3823 Crossman, Craig	6146 Mowat, Ian	6547 Lang, Richard
4492 Leith, Ronald D	6147 Mainprize, Terry	6551 Mitchell, Claude A
4583 Kidd, Terence R	6168 Wallace, Jeffrey T	6571 Bodley, Steven C
4650 Ellis, J Malcolm	6227 Wilson, Bruce R	6580 Ewing, Charles E
4741 Geijsbeek, William R	6229 Schlatter, William H K	6585 Agatstein, Zachary
4774 Pocius, Jerome F	6236 Spring, Gregory M	6595 Brown, J David
4833 Kalbfleisch, Bruce	6259 Weatherup, Sean	6638 Lynds, Max
5188 Thompson, Donald W	6279 Post, Thomas J	6639 Wolf, Philip
5194 Rousseau, Lyse	6289 Johnson, Steve M	6643 Kelly, Paul
5241 Coates, William	6298 Taylor, Les	6647 Kravitz, Daniel
5306 Burkart, Stephen W	6321 Clark, Thomas G	6650 Green, Geoff
5346 Haugen, Travis G	6341 Margeson, Mark S	6653 Moss, Michael
5480 Livermore, Frank Fella	6398 Gerlach, Georg	6655 Tampacopoulos, Leonidas
5795 Demaray, Don F	6411 Savard, Michael	6661 Ruppel, David Paul
5803 Hare, Jill T	6437 Mcleod, Glenn	6662 Walsh, Odette
5874 Symons, David R	6446 Janson, Arnold F	6663 Blake, Bob
5923 Greenbaum, Daniel A	6453 Ritchie, Michael	6672 Milner, Robert
5953 Kershaw, Kenneth A	6479 Mcdougall, Gregory F	6674 Swanljung, Harry
6010 Clark, James M	6493 Reymann, Bernie A	6678 Plouffe, John
6021 Fillippelli, G L "Flip"	6504 Scoles, Michael C	6684 Belec, Richard
	6510 Pruthee, Sameer	

*Total active membership, including new applications, as of 2 April 2013* 1105

**Regional group rant**

*Jack Forbes*

**Overview**

**W**ITH winter's disappearance from the scene, we see increased activity in the Convention, Exhibition, and Bourse aspect of our hobby. With this, we have corresponding opportunities to schedule a meeting (or some other kind of get-together) of many of our Regional Groups. In most cases, our members likely are attending these shows anyway, either as exhibitors or simply interested collectors. Why not plan to meet at a Show in YOUR locale? We continually stress the value of active participation in BNAPS' Regional and Study Group programs as a means to continue the advancement of available information about BNA philately; getting together at every opportunity reinforces this advancement principle!

Keep in mind, as well, that this year's BNAPEX Convention and Show is scheduled for Charlottetown, Prince Edward Island—another great chance for philatelic interaction.

Listed below are reports of recent activities and requests within and for various groups. I also remind our Group Representatives to advise both me (<JAFRBS@aol.com>) and our website coordinator, Dave Bartlet (<dave.bartlet@shaw.ca>) of the dates of upcoming meetings, with agendas, if available, and any notices of other events in your areas. Equally important is forwarding copies to us of your meeting reports in order to provide information that is of considerable value to our general membership.

## Regional Group Reports

(Note that only brief outlines of the meetings will appear in this column. Please check out the BNAPS website for further details on activities in your particular area.)

The *Golden Horseshoe Group* continues to hold regular gatherings at its usual location—the popular Rousseau House Restaurant in Ancaster. Members in that region are encouraged to watch for timely reminders of these meetings from Peter McCarthy or Mike Street, and to try to include attendance at one of these sessions in your philatelic calendar.

Similarly, the *Calgary Group* regularly meets at the Chateau Renoir Retirement Residence, with Jon Johnson providing timely notices.

The Spring 2013 issue of The West Coast Express newsletter outlines the extensive agenda for the annual gathering of the *Pacific Northwest Regional Group* in Nanaimo. Included in their plans are hospitality events, presentations by various members on their collecting specialties, a “clothes-line” display of featured items, a business meeting, as well as partner activities. Spanning three days, it appears that the members who are able to attend are in for a very busy and fulfilling time! We hope to have a report from this get-together in the next issue of the Regional Rant.

## Organizing and Re-organizing Activities

Richard Judge has come forth to spearhead the reactivation of the *Midwest Regional Group* and has sent out notices to our members in that region of a meeting proposed to be held in conjunction with the APS Show in Milwaukee, August 8-11. Concurrent with Richard taking on this responsibility, it has been proposed that the geographic composition of this group be changed to include Indiana, Western Michigan, Minnesota, Illinois, Wisconsin, Kansas, Iowa, and Nebraska. If any of our members in any of these states haven't yet heard from Richard, would you please contact him at: <CH2Se@sbcglobal.net> or, 262-554-7958 or, 2900 Lincolnwood Dr., Racine, WI, 53403-3738. Your support of Richard's efforts in appreciated.

In a similar vein, John Burnett is continuing efforts to reinvigorate the *Dixie Beavers Regional Group* and has proposed holding a formative meeting at CHARPEX 2013, being held July 27-28 in Charlotte, NC. John would appreciate hearing from you at: <jb45855@aol.com>.

Mark Isaacs is trying to encourage the formation of a *Florida Regional Group* and would appreciate any assistance possible from BNAPSers in that state. Mark's contact information is: PO Box 52453, Sarasota, FL 34232, or: 941-951-1419. Mark is not on the Internet.

## Updating BNAPS Information—Next Phase

In the last issue of Topics, we mentioned the initiative that the BNAPS' executive has undertaken to bring the Society's database to a higher level. This is a request that you keep an eye on your email inbox for a message with the subject line “BNAPS List.” This email will be sent to test the validity of the email addresses that have been gathered from various sources by the committee charged with this initiative. It will be a great help to all concerned if you would reply to this message promptly, as that will help minimize the need for follow-up emails. Thanks to our Regional Group contact persons and everyone else who has assisted in bringing the project to this stage.

## Classified advertisements

**RATES FOR 25 words - \$6.00 Canadian, 20¢ for each additional word.** All ad copy and payments should be sent to the Advertising Manager, Hank Narbonne, 136 Morphy St., Carleton Place, ON, K7C 2B4 Canada, to be received by the fifteenth of March, June, September, or December for the next issue of *BNA Topics*. Ads requiring photos, cuts, logos, and other production tasks will incur charges at a nominal industry standard rate. These costs will be billed to the advertiser. Please identify the number of issues in which the ad is to appear. All payments should be made to BNAPS Ltd. at the rates listed above, in Canadian dollars or US equivalent.

### FOR SALE

**OUR NEXT PUBLIC AUCTION CATALOGUE** including your specific collecting interests mailed free in exchange for your name, address, and BNA membership number (all information must be provided). A consignors' brochure free upon request. Jacques C. Schiff, Jr., Inc., 195 Main Street, Ridgely Park, NJ, 07660 USA. (1-13)

**CANADA, NEWFOUNDLAND COVERS.** Thousands scanned, online at [www.donslau.com](http://www.donslau.com), Stampless to WW II – have a look. Don Slaughter, Box 8002, RPO Sherwood Forest, London, ON, N6G 4X1 (4-13)

**ARE YOU SEEKING** Canada Post Counter Mats? New Issue posters (1936-1989)? PS 14s? Presenting Cards? Canada DETAILS and COLLECTIONS? Other CPC ephemera? I have these for sale. Contact D.G. Jones at [shibumi.management@gmail.com](mailto:shibumi.management@gmail.com) (2-13)

### LITERATURE

**OLD ISSUES OF *BNA Topics* FOR SALE:** Add valuable info to your library. Will do our best to fill want lists. If on hand, issues from #1 on may be available on a first-come, first-served basis. Write to K. Wayne Smith, BNAPS Circulation Manager, 20 St. Andrews Rd. Scarborough, ON, M1P 4C4; e-mail <[waynesmithtor@yahoo.ca](mailto:waynesmithtor@yahoo.ca)>.

**YOUR OLD UNUSED *BNA Topics*:** Donations (pre-1975 issues only) solicited and gratefully accepted. Will pay postage, but write first. Send list of available items to: K. Wayne Smith, BNAPS Circulation Manager, 20 St. Andrews Rd. Scarborough, ON, M1P 4C4; e-mail <[waynesmithtor@yahoo.ca](mailto:waynesmithtor@yahoo.ca)>.

### WANTED

**COVERS - WWI NEWFOUNDLAND:** Canadian POWs in Germany (WWI/WWII); Dominion Police (Secret Service/WWI); Thiel Detective Service. Mario, Box 342, Station Main, Saskatoon, SK S7K 3L3. (4-13)

## Executive, directors and officers

*British North America Philatelic Society Ltd*

Society Home Page: <http://www.bnaps.org>

Young Philatelists' Page: <http://www.bnaps.org/stamps4kids>

### Elected officers: Executive

*President* Norris R (Bob) Dyer, 1708 Granada Ct, Petaluma, CA 94954-4531 <[nrdyer@comcast.net](mailto:nrdyer@comcast.net)>

*First Vice-President*, Ronald E Majors, 253 Caleb Dr, West Chester, PA, 19382

<[ronald.e.majors@gmail.com](mailto:ronald.e.majors@gmail.com)>

*Past President* Robert Lemire, PO Box 1870, Deep River, ON K0J 1P0 <[rlemire000@sympatico.ca](mailto:rlemire000@sympatico.ca)>



*Vice-President Regional Groups* J A Forbes, Jr., PO Box 38205, Dartmouth, NS B3B 1X2  
<jafbrs@aol.com>

*Vice-President Study Groups* Peter R MacDonald, 1264 Sherman Dr, Ottawa, ON K2C 2M8,  
613-226-5949 <studygroups@bnaps.org>

*Secretary* David Jones, 184 Larkin Dr, Nepean, ON K2J 1H9 <shibumi.management@gmail.com>,  
613-825-5062 (winter); 902-825-4091 (summer)

*Treasurer* Jean-Claude Michaud, PO Box 31248, Halifax, NS B3K 5Y1 <jcm.ph@ns.sympatico.ca>

## **Elected officers: Board of Directors**

**Ten sitting members; five elected, in even-numbered years, for four-year terms.**

### ***Serving 2012-2016:***

Eldon C Godfrey, 2 Varbow Place NW, Calgary, AB T3A 0B6 <ecg@godfrey-godfrey.ca>

Kevin O'Reilly, PO Box 444, Yellowknife NT X1A 2N3 <kor@theedge.ca>

Ken Lemke, 3488 Rubens Court, Burlington, ON L7N 3K4 <kwlemke@sympatico.ca>

William W Radcliffe, 500 Columbia Ave, Pitman, NJ 08071-1734 <bsbvp88@hotmail.com>

Vic Willson (**Chairperson**), PO Box 10026, College Station, TX 77842-0026 <lloydwill@aol.com>

### ***Serving 2010-2014:***

Mark Berner, 3767 Notre Dame West, Montreal, QC H4C 1P8 <dmberner@videotron.ca>

Andy Ellwood, Unit B, Starr Centre, 10 Doris Ave, Gloucester, ON K1T 3W8

<andy\_ellwood@rogers.com>

J Richard Fleet, 1570 Buckingham Close, Victoria, BC V8N 5J2, 250-721-2880 <jrfleet@shaw.ca>

P Charles Livermore, 100-08 Ascan Ave, Forest Hills, NY 11375 <charleslivermore@hotmail.com>

Adri Veenstra, Dr Joop den Uysingel 34, Arnhem, 6836 GR, Netherlands, +31 263232416,

<a.veenstra@chello.nl>

## **Committees and appointed officers**

*Awards Coordinator* Jon Johnson, 39 Highgrove Cres SW, Calgary, AB T2V 3K8  
<jcperfins@hotmail.com>

*BNAPS Book Department Coordinator–Publishing* Mike Street, 73 Hatton Dr, Ancaster, ON  
L9G 2H5 <mikestreet1@gmail.com>

*BNAPS Book Department Sales* Ian Kimmerly Stamps, 62 Sparks St, Ottawa, ON K1P 5B6  
<kimmerly@iankimmerly.com>

*BNA Topics Editor* (vacant) However, all new material/advertising for the journal should be sent to interim  
co-editor, Mike Street, address above *BNAPS Book Department Coordinator–Publishing*

*Board of Examiners Chairman* Barry L Shaulis, 274 Pahlhurst Plaza, Parkersburg, WV 26101  
<wvtaxguy@suddenlink.net>

*Circulation Manager BNA Topics* Wayne Smith, 20 St Andrews Rd, Scarborough, ON  
M1P 4C4 <waynesmithtor@yahoo.ca>

*Convention Committee Chairman* Earle Covert, PO Box 1190, Raymond, AB T0K 2S0  
<ecovert6@gmail.com>

*Dealer Liaison & Advertising Mgr* Hank Narbonne, 136 Morphy St., Carleton Place, ON K7C 2B4

*On-line Resources and Exhibits Committee Chairman* Leopold Beaudet, 1386 Louis Ln, Ottawa, ON  
K1B 3P3 <leopold.beaudet@sympatico.ca>

*Elections Committee Chairman* Eugene Yount, Jr., 103 Wilmington St, Rochester, NY 14620  
<eugenyount@aol.com>

*Ethics Committee Chairman* William C Walton, 125 Turtleback Rd, Califon, NJ 07830  
<WaltonWmC@aol.com>

*Exchange Circuit Manager* Andy Ellwood, address above, Director

*Finance Committee* George Dresser, 501 Fairview Ave, College Station, TX 77840-2933  
<g-dresser@suddenlink.net>

*Historian* P Charles Livermore, address above, Director

*Judging Committee* William C Walton, address above, Ethics Committee

*Long Range Planning Committee Chairman* John Burnett, 127 Bluebelle Dr, Madison, AL 35758  
<jb45855@aol.com>

*Membership Committee Chairman* P Charles Livermore, address above, Director

*Nominations Committee Chairman* William C Walton, address above, Ethics Committee

*Policy and Procedures Manual Editor* Jeff Arndt, 4121 Marble Lane, Fairfax, VA 22033  
<arndt123@aol.com>

*Publicity Officer* David McLaughlin, 388 Woodgrange Ave, Pickering, ON L1W 2B3, 905-509-7530,  
<david.mclaughlin@rogers.com>

*Publications Committee Chairperson*, Robert Lemire, address above, Past-President

*Study Group Reporter* Derek Smith, 92 Cheltenham Rd, London, ON N6H 5P9 <dermar@rogers.com>

*Webmaster* (vacant) However, until further notice *all new material/for the website should be sent to Assistant Webmaster David Bartlet*<dave.bartlet@shaw.ca>; P Charles Livermore, address above, Director , also may be able to provide assistance.

*Youth Coordinator* Norris R (Bob) Dyer, address above, President.

## Regional group contact persons

*Atlantic Provinces (NS, NB, PEI, Newfoundland and Labrador):* J A Forbes, Jr, PO Box 38205, Dartmouth, NS B3B 1X2 <JAFRBS@aol.com>

*Calgary (Calgary and surroundings):* Jon Johnson, 39 Highgrove Cres SW, Calgary, AB T2V 3K8  
<jcjpferfins@hotmail.com>

*Dixie Beavers (Alabama, Georgia, both Carolinas, Mississippi, Tennessee):* John Burnett <jb45855@aol.com> or Sammy Whaley, PO Box 235, Opp, AL 36467 <onycha2@aol.com>

*Edmonton (Edmonton and surroundings):* David Piercey, 181 Blackburn Dr, Edmonton, AB T6W 1B6  
<dpiercey@telus.net>

*Florida:* Mark Isaacs, PO Box 52453, Sarasota, FL 34232 - Tel: 941-951-1419.

*Golden Horseshoe (Southern Ontario, Western New York, Northern Ohio, Eastern Michigan):* Peter McCarthy, 573 Griffith St, London, ON N6K 2S5 <BNAPS-GHRG@bnaps.org>

*Golden West (California, Arizona, Nevada):* Joe Schlitt, PO Box 263, Knightsen, CA 94548-0263  
<wylecotejs@earthlink.net>

*Lower Canada (Québec):* Hugo Deshayé, PO Box 1000 Stn, Forces Box 444, Courcellette, QC G0A 4Z0 <hdphil@videotron.ca>

*Manitoba-Northwestern Ontario (Manitoba, Northern Ontario, Minnesota, North and South Dakota):* Don Fraser, 1183 Warsaw Ave., Winnipeg, MB R3M 1C5 <dafraser@escape.ca>

*Mid-Atlantic (Virginia, West Virginia, DC, Delaware):* Jeff Arndt, 4121 Marble Lane, Fairfax, VA 22033  
<arndt123@aol.com>

*Midwest (Indiana, Western Michigan, Minnesota, Illinois, Wisconsin, Kansas, Iowa and Nebraska):* Richard Judge, 2900 Lincolnwood Dr., Racine, WI, 53403-3738 <CH2Se@sbcglobal.net> Tel: 262-554-7958.

*Northeastern (Connecticut, New Jersey, New York, Pennsylvania, New Hampshire, Rhode Island, Vermont, Massachusetts):* P Charles Livermore, 100-08 Ascan Ave, Forest Hills, NY 11375  
<charleslivermore@hotmail.com>

*Pacific-Northwest (BC, Idaho, Oregon, Washington, Alaska, Yukon):* Peter Fralick, PO Box 34, Hagensborg, BC V0T 1H0 <peterfralick@belco.bc.ca>

*Texas Prairie Beavers (Texas, New Mexico, Oklahoma, Arkansas, Louisiana):* George Dresser, 501 Fairview Ave, College Station, TX 77840 <g-dresser@suddenlink.net>

*St Lawrence Seaway (Eastern Ontario, Western Quebec):* Geoff Newman, 13 Scott Crescent, Perth, ON K7H 3C5 <mgnewman2@gmail.com>

**Vice-President, Regional Groups:** J A Forbes, Jr, PO Box 38205, Dartmouth, NS B3B 1X2  
<JAFRBS@aol.com>

# CANADIAN STAMPS

*Choice Early Classics to Modern Varieties*



[www.saskatoonstamp.com](http://www.saskatoonstamp.com)

Our web site offers an **on-line shopping cart** where you can view and order from our large stock of Canadian and BNA stamps and literature.

## THE 1959 ST. LAWRENCE SEAWAY JOINT ISSUE AND ITS INVERT



## THE 1959 ST. LAWRENCE SEAWAY JOINT ISSUE AND ITS INVERT

By Charles J. G. Verge, FRPSC, FRPSL

One of Canada's most popular stamps, the 1959 St. Lawrence Seaway, is fully described in this definitive book. Mr. Verge documents the stamp's development as a joint issue stamp with the United States, as well as Canada's first Invert and most famous error. Full colour, 8½ x 11, 208 pages.

**Softbound - C\$ 49.95**

**Limited Edition Hardbound - C\$ 89.95**

*The above listed book price includes GST and postage in Canada. Please call for US\$ price.*

*Our current private treaty catalogue of Canadian and BNA Stamps is FREE ON REQUEST.*

**CANADIAN ERRORS — BOUGHT \* SOLD \* TRADED**

- ❖ IMPERFORATES ❖ MISSING COLOURS ❖ INVERTS ❖ MISPERFS ❖
- ❖ COLOUR SHIFTS ❖ PRINTED ON GUM ❖ BETTER VARIETIES ❖

*Internationally Recognized as a Leading Dealer in Canadian Errors and Varieties*

## SASKATOON STAMP CENTRE

PO Box 1870, Saskatoon, SK S7K 3S2



Call TOLL FREE 1-800-205-8814 in North America

Phone: (306) 931-6633 Fax: (306) 975-3728



E-mail: [ssc@saskatoonstamp.com](mailto:ssc@saskatoonstamp.com)

Web site: [www.saskatoonstamp.com](http://www.saskatoonstamp.com)

## **R. MARESCH & SON, CANADA'S PREMIER STAMP AUCTION HOUSE, CONTINUES TO GROW WITH EACH SALE.**

Serving collectors for three generations, currently owned and operated by the Grandsons of the founder. We pride ourselves on our knowledge, honesty and integrity plus the relationships we have built with many thousands of collectors and dealers since 1924.

**Contact us today to see how we can assist  
you with your collecting area.**

**INTERESTED IN BUYING?** For over 80 years we have been helping philatelists around the world to enhance their collections. We are sure to have something of interest for you, as every public auction includes extensive selections of Postal History, Proofs, Covers and Stamps (from choice classics to modern rarities) from around the world. We offer everything from rare individual items and sets right up to specialized country collections and massive worldwide lots.

**INTERESTED IN SELLING?** We are actively seeking consignments for our upcoming international auction sales. Contact us today to find out how to take advantage of the philatelic expertise and marketing resources of R. Maresch & Son by listing your treasures in our fully illustrated colour catalogues. We will maximize your results, and we regularly set record prices in each auction.

# **r. maresch & son**

5TH FLOOR 6075 YONGE ST TORONTO ON M2M 3W2 CANADA  
☎ (416) 363-7777 [www.maresch.com](http://www.maresch.com) FAX (416) 363-6511

*DEALERS IN FINE STAMPS SINCE 1924*