

Postal Stationery Notes

Volume 21 No. 1

January 2006

PCF CORNER (by Robert Lemire, rlemire000@sympatico.ca)

New dies on PCF cards

This autumn several of us have been puzzling over certain PCF cards.

- (1) In late September, Brian Cannon reported a “small flag” card that bore a printed SKU# not previously found printed on the card. Pierre Gauthier quickly confirmed the same change on a different card. These were reported in the last issue of Postal Stationery Notes.
- (2) Several collectors noticed that “leaf” stocks of older cards were being replaced by “small flag” stocks in post offices and stores.
- (3) In October, I found two of the “new” 2005 views, O048 and OT051, with a “small flag” indicium.
- (4) Then it was noted that on a couple of cards the “small flag” indicium was a new smaller size. This is *not* true of all the “new small flag” cards, as even the indicia on OT051 and O048 were different sizes (Figures 1 and 2).
- (5) Then, Pierre Gauthier noticed that the “new small flag” cards were actually set on a different background tablet (compare the background tablets in Figures 1 and 2 with the tablet in Figure 3). One way to distinguish these tablets is to look at the caption: ‘L’ of ‘Livraison’ directly falling above the ‘F’ of ‘For’ (original style, Figure 3); ‘L’ of ‘Livraison’ directly falling above the ‘r’ of ‘For’ (new style, Figures 1 and 2). The “new” tablet is the same as was used on all the “leaf”-indicium cards. He noted further, “if you look closely at the blue background behind ‘postage paid / port payé’ in the postage indicia, you’ll see diagonal lines (Maple Leaf and 1965 Flag cards have the same feature), whereas old stock was made of dots. Also the tagging, instead of being a short single bar on the old stock (the length of the stamp design), runs from perf to perf.”



Figure 1: 2005 “small flag” indicium



Figure 2: Smaller 2005 “small flag” indicium



Figure 3: Original “small flag” indicium

- (6) A check showed that even the series of PCF-only “small flag” cards issued in western Canada in late 2004 have the *old* tablet and indicium. Thus, the cards with the new background tablet are all of very recent origin.
- (7) With these insights in hand, Pierre Gauthier, Earle Covert, Georg Gerlach and I began to carefully examine stock in several post offices. Of course, we started finding “small flag” cards that didn't have printed SKU#s, had the same die size as before, but were identifiable as new cards because of the background tablet and other features of the printing. Indeed, as noted by Earle Covert, the “new standard size 2005 small flag” has a different perforation than the “old small flag”—have some fun, tell a friend who collect only “stickies” that you need to borrow his perf gauge to check your new post cards!
- (8) So far, no views have been found with both of the 2005 “small flag” indicia shown in Figures 1 and 2.

This situation is still evolving, and we don't really know what is “standard” and what is “unusual”. For example, are the small-die cards anomalous, or will all cards eventually be found with the small die? However, we are now back to a situation where we should be seeing new cards appear in all parts of the country. To date, the new issues have been found mainly (and perhaps only) in stock from Canada Post.

We need all Canadian PCF collectors to check their local post offices offices and also any shops that sell the prepaid cards. All views must be checked, because the cards issued with new views in 2005 (which bore the “leaf indicium”) also are appearing with the “small flag” indicium. It seems that this current round of “small flag” cards was first issued in mid-late summer, but it took until now to recognize the full scope of the changes. So, please check and report any new cards to Dick Staecker (or directly to the author).



Figure 4: Grey dot background extends through the perforations and tablet.



Figure 5: Grey dot background ends at the edge of the tablet and perforations.

The following “2005 small flag” cards with revised setting of the wording “Dépôt ... worldwide.” have been reported. Cards marked with an “s” have the smaller “small flag” indicium (as in Figure 2).

AL008, ATC203, ATC207 (the view is borderless, unlike the view on the card with the “leaf” indicium), C003 (die size unknown, but with SKU#, a recent report from Brian Cannon), C009, C010V, C013, C014, C024, C042, C047, C79s, C096s, C108, C120, C124, CR151, CR191, MTL066, MTL098, MTL536s, MTL547s, NF166, NS064, O048Vs, OT014, OT022, OT051, Q028, RCMP-C074s, T147V, T171V, VAN086 (a recent report from Clarence Wigmore), VQ027, VQ060s, VQ089s, VQ102.

The "original small flag" RCMP cards—two dies

As we looked at the "2005 small flag" cards it became apparent that there are two versions of each of the two RCMP "old small flag" cards issued in 2004 (RCMP-C 074V and RCMP-C 104).

These cards differ from all the other PCF cards in that there is a grey background of dots over most of the "stamp" side of the card. In what appears to have been the first printing, the dots extended under the entire pinkish background tablet, right through the pseudo-perforations (and probably across the entire indicium). The superposition of the grey dots with the background tablet leads to the apparent production of a series of diagonal lines angling slightly to the right of vertical (at the left of Figure 4). In what was probably the second printing, the dots stop near the edge of the tablet. Where the stamp indicium extends above the tablet, the dots are shaped around the pseudo-perforations, and the pseudo-perforations are entirely clear (i.e., white in appearance, see Figure 5).

When the "leaf"- and "2005 small flag"-indiciums (the latter, so far, only for RCMP-C 074) cards were produced, the new indicia did not properly fit the places around the pseudo-perforations at the top of the stamp impression. This leads to what appear to be phantom perforations above the stamp impression. Unfortunately, though obvious to the eye, the phantom perforations do not scan well enough to show here.

Other notes on older cards

A very few copies of VAN510, second printing (individualized bar code) have been found with a bar code sticker. So far, the cards are sufficiently scarce that no one has reported deliberately destroying a copy to see what is under the sticker. Thus, it is not known if the wrong bar code was used on the card, or if the stickers are redundant.

Notes on the "leaf"-indiciums cards

Recent reports (Pierre Gauthier, Clarence Wigmore, Robert Lemire) include: ATC200, CST7011, G044, KI016, NF143, NS018V, SFD001, T146, VAN084, VCT073, VCT074, VQ101 and WHS007. I am on the lookout for more copies of KI016, VCT073 and WHS007. Please let me know if you find copies.

Previously copies of C006 and VAN118 reported with the "leaf" indicium were found *only with* a printed SKU#. Copies have now been found *without* the SKU#, similar to older versions of the cards.

The *only* pre-2005 cards that have *not* yet been reported with the "leaf" indicium are:

AL009V, AL038, AL040, ATC201, ATC208, ATC209, C003, C008, CR115, CST7010, CST7012, CST7013, CST7018, ED041, HFX027V, KI011, MAN012, NB077, NS064V, NS132, OT022, OT073, PEI068, SASK006V, VAN504, VAN506, VAN510, VCT077, VQ102, WEM007, WPG072.

Of these, NS064V, OT022 and VQ102 have already appeared as "2005 small flag"-indiciums cards, and may never appear as "leaf"-indiciums cards. The same is likely true for C003 which was recently reported as having been found with an SKU# (die not known). Also, of the "CST" series cards CST7013 is the only card that would not surprise me if it were found with the "leaf" indicium.

Notes on the "1965 flag"-indiciums cards

Recently copies of T170 and VAN118 have been reported (Robert Lemire and Clarence Wigmore). I am on the lookout for more "1965 flag" copies of T170V, T198, VAN046, VAN504, VAN506, VAN530, WHS007. Copies of the last of these (WHS007) have been recently noted as still being available *inside* the security area at the Vancouver International Airport. If you plan to travel through this airport in the next few weeks please let me know (rlemire000@sympatico.ca).

Editor's Notes

Starting the year 2006 with our 21st volume of Postal Stationery Notes we have the research of the Postcard Factory cards by Robert Lemire on the first two pages. It is a tremendous challenge to sort out the different printings of the PCF indicias.

Also in this issue of Postal Stationery Notes are listed again the "Hidden Numbers" inside the prestamped envelopes from 1994 to 2000.

A list of these envelopes was first published in PSN Vol. 18 - No. 1 on page 5 to page 7 by John Grace. Since then, there have been more hidden numbers being discovered on most envelopes, to warrant an updated list.

Should anyone have found any additional hidden numbers, please let me know, so I can add those to the list.

I also have duplicates of many numbers which are available to members who send me a want list.

At Canada's Seventh National Philatelic Literature Exhibition in Toronto on October 14, 2005 our Postal Stationery Notes received a Silver Award.

Many thanks go to all members who supplied me with the great material which made it possible to win that award.

But I am sorry to say that it will not be possible to bring you PSN every 2 months with 10 pages of material in the future. My folder of items for the newsletter is completely empty.

So in future you may receive the newsletter only a few times a year and only a few pages each issue,

UNLESS YOU SEND MATERIAL TO ME.

Dieter Staecker

.....

What's New

in Postal Stationery

ENVELOPES

The latest reported size #10 Scarlet Tanager envelopes date is "2005.08.05". For a complete list of envelopes with production dates, go to page 9.

CARDS

Again this year as in January 2005 two new prepaid postcards were issued for the Lunar New Year 2006, the Year of the Dog.

One card features a reproduction of the Year of the Dog Souvenir sheet and the second card features the single stamp issued by Canada Post at the same time.

XPRESSPOST / PRIORITY COURIER

The prepaid Xpresspost and Priority Courier envelopes featuring Canadian Athletes are now available in most post offices and postal outlets, but not on all items so far. To my surprise different athletes can be found on the same type of envelope and so far I have seen the following Athletes on envelopes and packs:

XPRESSPOST

STANDARD REGIONAL dated 05/8

1. Jeff Bean
2. Deidra Dionne
3. Jennifer Heil
4. Stéphanie St-Pierre

STANDARD NATIONAL dated 05/8

1. Jeff Bean
2. Deidra Dionne
3. Jennifer Heil
4. Stéphanie St-Pierre

LETTER REGIONAL dated 05/1-8

1. Deidra Dionne

no NATIONAL letter size Athlete envelopes

PACK REGIONAL dated 05/9

1. Jennifer Heil

PACK NATIONAL dated 05/9

1. Jeff Bean

PRIORITY COURIER

LETTER REGIONAL dated 05/9

1. Clara Hughes

LETTER NATIONAL dated 05/9

1. Clara Hughes


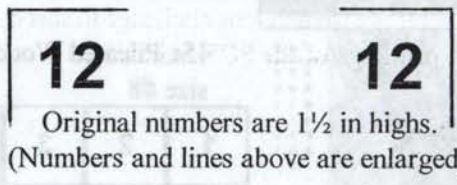
no Athlete packs

NUMBERS HIDDEN INSIDE ENVELOPES

The following list of hidden numbers known in prestamped envelopes 1994 to 2000 is an update of the list in PSN Vol. 18 - No. 1 page 5 to page 7 by John Grace.

The numbers are hidden under the side flaps and unless noted otherwise appear at left and right viewed from the back thus:

On some envelopes they appear at the bottom, on some in the middle. Grey empty boxes on this list mean that these number between 1 to 12 are not known in those envelopes.



43

43c Halifax (EN139)
size #10

1	2	3		5	6	7	8				
---	---	---	--	---	---	---	---	--	--	--	--



43

43c Whitehorse (EN140)
size #8

1	2	3	4	5		7	8	9	10	11	12
---	---	---	---	---	--	---	---	---	----	----	----



43

43c Fredericton (EN141)
size #10

1	2	3	4	5	6	7	8				
---	---	---	---	---	---	---	---	--	--	--	--



43

43c Yellowknife (EN142)
size #8

1				5	6	7	8				12
---	--	--	--	---	---	---	---	--	--	--	----



43

43c Winnipeg (EN143)
size #10


1	2	3	4	5	6	7	8				
---	---	---	---	---	---	---	---	--	--	--	--



45

45c Edmonton (EN144)
size #8

1	2	3	4	5	6	7	8	9		11	12
---	---	---	---	---	---	---	---	---	--	----	----




45¢ Quebec (EN145)
size #10

1	2	3	4	5	6	7	8						
---	---	---	---	---	---	---	---	--	--	--	--	--	--



45c Pileated Woodpecker (EN146)
size #8

1	2	3	4	5	6	7	8	9	10	11	12
---	---	---	---	---	---	---	---	---	----	----	----



45¢ Atlantic Puffin (EN147)
size #10

1	2	3	4	5	6	7	8						
---	---	---	---	---	---	---	---	--	--	--	--	--	--



45c Ruby-throated Hummingbird (EN148)
size #8

1	2	3	4	5	6	7	8	9	10	11	12
---	---	---	---	---	---	---	---	---	----	----	----



45¢ American Kestrel (EN149)
size #10

1	2	3	4	5	6	7	8						
---	---	---	---	---	---	---	---	--	--	--	--	--	--



45c Western Grebe (EN150)
size #8

1	2	3	4	5	6	7	8	9	10	11	12
---	---	---	---	---	---	---	---	---	----	----	----



45c Mountain Bluebird (EN151)
size #10

1	2	3	4	5	6	7	8						
---	---	---	---	---	---	---	---	--	--	--	--	--	--



45c Gray-crowned Rosy Finch (EN152)
size #8

1	2	3	4	5	6	7	8	9	10	11	12
---	---	---	---	---	---	---	---	---	----	----	----



45c Eastern Screech-Owl (EN153)
size #10

1	2	3	4	5	6	7	8						
---	---	---	---	---	---	---	---	--	--	--	--	--	--



46¢ Hairy Woodpecker (EN154)
size #8 cross flap, yellow "46"

1	2	3	4	5	6	7	8	9	10	11	12
---	---	---	---	---	---	---	---	---	----	----	----



46c Hairy Woodpecker (EN154a)
size #8 side seams, yellow "46"

1	2	3	4	5	6		8	9	10	11	12
---	---	---	---	---	---	--	---	---	----	----	----



46c Hairy Woodpecker (EN154b)
size #8 side seams, white "46"

1	2	3	4	5	6	7	8	9	10	11	12
---	---	---	---	---	---	---	---	---	----	----	----



46c Great Crested Flycatcher (EN155)
size #10 cross flap, blue "46"

1	2	3	4	5	6	7	8				
---	---	---	---	---	---	---	---	--	--	--	--



46c Great Crested Flycatcher (EN155a)
size #10 side seams, blue "46"

1	2	3	4	5	6	7	8				
---	---	---	---	---	---	---	---	--	--	--	--



46c Great Crested Flycatcher (EN155b)
size #10 side seams, white "46"

1	2	3	4	5	6	7	8				
---	---	---	---	---	---	---	---	--	--	--	--



46c Canada Warbler (EN156)
size #8 side seams

1	2	3	4		6	7	8	9	10	11	12
---	---	---	---	--	---	---	---	---	----	----	----



46c Blue Jay (EN 157)
size #10 side seams

1	2	3	4	5	6	7	8				12
---	---	---	---	---	---	---	---	--	--	--	----



47c Lapland Longspur (EN158)
size #8 side seams, barcode ending "1818"

1	2	3	4	5	6	7	8	9	10	11	12
---	---	---	---	---	---	---	---	---	----	----	----



47c Lapland Longspur (EN158a)
size #8 cross flap, barcode ending "1830"

			4	5	6		8	9	10	11	
--	--	--	---	---	---	--	---	---	----	----	--



47c Golden Eagle (EN159)
size #10 cross flap, barcode ending "1820"

1	2	3	4	5	6	7	8				
---	---	---	---	---	---	---	---	--	--	--	--



47c Golden Eagle (EN159)
size #10 cross flap, barcode ending "1831"

	2	3			6	7	8				
--	---	---	--	--	---	---	---	--	--	--	--



45c B.C.'s Highway 99 (EN170)
size #8 window envelope

	2					7	8				12
--	---	--	--	--	--	---	---	--	--	--	----



45c B.C.'s Highway 99 (EN171)
size #10 window envelope

1		3	4	5		7	8				
---	--	---	---	---	--	---	---	--	--	--	--



45c Ontario's Wine Route (EN172)
size #8 window envelope

	2	3	4	5	6	7	8	9	10	11	
--	---	---	---	---	---	---	---	---	----	----	--



45c Ontario's Wine Route (EN173)
size #10 window envelope

	2	3	4	5	6		8				
--	---	---	---	---	---	--	---	--	--	--	--



46c Year of the Dragon (EN173)
size #10 window envelope (hidden number 8 is in the second issue)

			4				8				
--	--	--	---	--	--	--	---	--	--	--	--

ENVELOPES WITH PRODUCTION DATE

After the printing of hidden numbers under the side flaps was discontinued, envelopes with production dates appeared. The #8 envelopes and up to "2003. 02.03" on the #10 envelopes the date is on the back, reading from bottom to top along the right side. The #10 envelopes from "2003. 10. 15" on, have the date reading left to right at the upper right under the flap. Used envelopes without date on the right side can easily be mistaken for the first printing of the #10 envelopes (which is without date), because the date under the flap is not visible.

Domestic Lettermail
American Goldfinch, size #8



<i>undated</i>	2002-02-25	2002-04-04	April 2002	2002-11-01
2003.02.03	2004.07.02	2004.11.02	2004.12.02	

Domestic Lettermail
Scarler Tanager, size #10




<i>undated</i>	2002-02-25	2002-04-04	April 2002	2002-11-01
2003.02.03	2003.10.15	2003.11.17	2004.03.15	2004.12.29
2005.03.11	2005.03.11	2005.08.05	2005.10.01	

Domestic Lettermail
Bishop Tulip, size #8 (all dates are horizontal under the flap)



2003.04.04	2003.11.17	2005.01.21		

Domestic Lettermail
Ottawa Tulip, size #10 (all dates are horizontal under the flap)



2003.04.04	2004.03.15	2004.12.29	2005.03.14	

Any hidden number envelopes or any envelopes with production date which are not mentioned on the list above, please report to Dieter Staecker London, Ont., dstaecker@rogers.com

o ***** o



DUES: Postal Stationery Study Group dues are Can. \$8.00 or equivalent per volume of six issues.
 Dues are now payable if you mailing label reads V21#1. Please renew soon and make your remittance payable to 'JOHN GRACE' not to BNAPS or the Postal Stationery Study Group.

Dues or any change of mailing address should be sent to the Sec./ Treasurer John Grace, 734 Aspen Rd. Pickering, On. L1V 4H2, E-mail jandmgrace@sympatico.ca

All information for the newsletter, and correspondence about the study group, should be addressed to Dick Staecker, 384 Regal Drive, London, On. Canada N5Y 1J7, phone (519) 455-9715, E-mail may be sent to dstaecker@rogers.com



ODDS 'N' ENDS BY JOHN GRACE

#85 New CNX card on P34

Like CNX 26 but in French. Blue on P34, 2 cents green, Die II.

Reported by Steven Whitcombe.

When Counter-Signed
 ADDRESS ONLY PERMITTED
 CANADIAN NATIONAL RAILWAY COMPANY
 OFFICE OF MESSAGES
 PAY TO THE ORDER OF *John H. Moore*
 THE SUM OF *Forty Seven* DOLLARS
 TO THE ORDER OF *David A. Doty*
Montreal
 DATE *March 12th '4*
 J. J. Somers
 W. H. Bruce
 CHECK NO. 4750
 CANADIAN NATIONAL RAILWAY CO.
 REMITTANCE RECEIPTS KEEP IT
 AHEAD OF CHECKS
 MADE BY *John H. Moore*
 BY *W. H. Bruce*
 MARCH 12th '4



COMPAGNIE NATIONALE DU CHEMIN DE FER CANADIEN.

DEPARTEMENT DES MESSAGERIES.

TAUX DES MANDATS D'ARGENT

Jusqu'à \$2.50	-	5	centins.
Plus de \$2.50	"	5.00	- 7 "
"	"	5.00	" 10.00 - 10 "
"	"	10.00	" 30.00 - 12 "
"	"	30.00	" 50.00 - 15 "
"	"	50.00	" 60.00 - 18 "
"	"	60.00	" 80.00 - 20 "
"	"	80.00	" 100.00 - 24 "

Au delà de \$100.00 même taux que ci-dessus.