

PREPAID ENVELOPE ENVELOPPE PRÉPAYÉE



The Bulova Project

We conclude (for now) this interesting series from John Grace and John Aitken. See page 34 for the final installment.

Canada Air Letter Forerunners

See page 37 for the first part of Pierre Gauthier's article on Canada Air Letter Forerunners and Unstamped Forms. This is important reading for all aerogramme collectors.

Who Delivers for Whom???

US Priority Mail in Canada? Well, that's how it looks. In an experimental cooperative program, the USPS is working with Canada Post, accepting packages for delivery to US addresses. The interesting thing is that the Canadian versions of the Priority Mail envelopes (unlike the US versions) are *actually postal stationery!* See page 36 for the story.

YOUR ARTICLE IS READY

The article you left for repair is now ready. Please come in as soon as possible.



Warne's Jewellery Store

Dial 5171

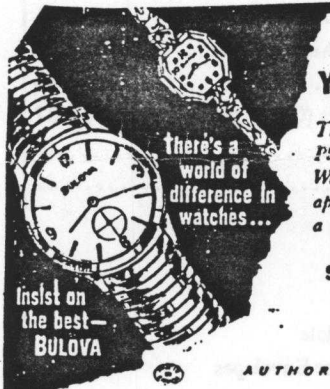
349 George St. - Peterborough

AUTHORIZED BULOVA DISTRIBUTORS



More Prestamped Picture Post Cards!

Another ten prepaid picture postcards have been issued by the Postcard Factory. These are very similar to the previous 25 (the views are, of course, different). See page 33 for details.



YOUR REPAIR IS READY

The article you left for servicing is now ready. Please call for it at your earliest convenience. We are sure you will be pleased with its appearance and performance. It's always a pleasure to serve your jewelry needs.

SWAZEY'S JEWELLERY & CHINA

526 Queen St.
Fredericton, N.B.

AUTHORIZED BULOVA DISTRIBUTOR

It's Dues time again!

Well, no it's not . . . it's well past dues time! However, some members remain in arrears. Please check the address label used to mail this issue of PSN (it's just to the left!) . . . if the top line ends with "V14#1", It's time to send money. Dues remain at US\$6.50 or CAN\$8.00. US members may pay Steven Whitcombe; Canadian members may pay John Grace (734 Aspen Rd., Pickering, Ont. L1V 4H2). If paying by check, please make it out to Steven Whitcombe (or John Grace); NOT to the study group. Thanks!

More Tobacco Cards . . .

John Grace has sent along photocopies of a few more tobacco cards, inspired by last issue's illustration. The first, also for "Sweet Caps" has the form number STAT. 604-83023 in the upper-left corner of the card back; the format is somewhat different from STAT. 604-86242. The second, also for "Sweet Caps", also has a somewhat similar form, but no form number. The third, for "Wings" (Tuckett Limited), has a form somewhat similar to the three Sweet Caps cards, in serified type, and no form number.

Meanwhile, Pierre Gauthier has supplied an (electronic) photo of yet another "Sweet Caps" card, this very similar to John's STAT. 604-83023, but with the form number STAT. 604-82515.

This is an interesting group of post cards, and I would appreciate reports of any other varieties, with photocopies, for further listing.

The Study Group, On-line!

Yes, as promised, the Postal Stationery Study Group is now on the World Wide Web! Using your web browser, you can just go to www.pennsylvtucky.com/bnapspsg. I plan to update the site fairly often with study group news and highlights of upcoming issues of *Notes*. I'd also like to profile some of our members from time to time. It would be nice to have a bit of background information and a couple of recent color photos. Are there any volunteers? And remember, there's nothing wrong with a little tasteful humor!

One of the great benefits of the site will be the ability to freely use color illustrations (which is still prohibitively expensive for the newsletter). I plan to exploit that feature to the extent possible.

Any study group members having Internet accounts (or other email access) are invited to register by sending mail to the study group at bnapspsg@pennsylvtucky.com . . . if there is sufficient interest I'll publish a directory in an upcoming issue of *Notes*. If there are any members who have personal and/or commercial web sites and would like a link from the study group site, drop a line to spw@pennsylvtucky.com and it will be done.

Strike News

Well, here it is, now December 2nd, the strike continues amid talk of a legislated settlement by week's end . . . well see. You might still get to read this before 1998!
December 5 - strike settled! (For now)

Who Has These Cards?

I've added an article on page 33 which is based on a number of conversations with Bill Walton about still-unreported railway view cards which are likely to exist (or to have, at one time, existed), and cards that have been reported but are not likely to exist.

If you have any railway view cards, even if not an extensive collection, it's worth another look to see if you have one of these elusive cards. I have, on at least two occasions, bought money order facsimile cards that were misidentified and held them for several years before noticing that they were different. The cards are now listed in [Webb's](#).

announcements

Moved again? Yes, I have moved yet again . . . this time about 20 miles away, to a small place out in the country near a state park. Note my new address below.

It has been an unusually warm autumn for this part of the country (says the newcomer). However, as October fades into November there have been some cold nights; we've seen some snow already. After having spent the last three winters in Pennsylvania, this will be a test! But, I suppose I can use some time to get caught up on philatelic matters . . .

As we now fade into mid-November, the newsletter is finished and it's time to finish up the "rambling" column but I've heard now from two people that there will almost certainly be a postal strike, probably quite soon. We'll watch this closely . . .

Anyway, I was about to say something humorous about the delivery statistics for the two pieces of Priority Mail I'd received from Pierre Gauthier and Earle Covert (see the story on page 36). It would have been funny. But with the threat of a strike, and knowing what the effect will be on a lot of people, I guess I'm just *not in a very playful mood right now*. And, after all, the program was still pretty new back then. Maybe it will improve.

I hope all study group members will take a moment to search their post card collections for the Bulova cards of which photocopies are needed (see the concluding remarks to the Bulova Card Listing, at the top of page 36). A great deal of work has been put into this compilation; now it's time for us, as study group members, to help the author(s) complete the project. If the cards were reported, somebody must have them. Please remember, photocopies should always be of the front and back of the item.

Thanks!

In this Issue:

New Prepaid Picture Post Cards	33
Who Has Seen These? (Walton et al)	33
The Bulova Project (Grace / Aitken)	34
US Priority Mail in Canada!	36
Canada Air Letter Forerunners (Gauthier)	37
GO Letter Update	41
Shorts	42

Coming Next Issue:

More GO Letters
Part 2 of Pierre Gauthier's article
Orangeville, Ont Speical Order Envelopes
More!

Postal Stationery Notes is the newsletter of the BNAPS Postal Stationery Study Group and is published 6 times per year. Information for future newsletters, and correspondence about the group, should be addressed to the editor: Steven Whitcombe, RR #2 Box 378, Underwood, MN 56586 USA (e-mail to spw@ptel.com)

More Prepaid Picture Post Cards, and More To Come

Well, it's happened. As predicted by Pierre Gauthier, more prepaid Canadiana picture post cards have been issued, without announcement. A recent publication from Canada Post gives the date of issue as 97-11-03; however Pierre found and purchased, in the Montreal area, five of the ten new cards at least two to three weeks earlier (and reported them to me by email timestamped 23 October; at that time they had been available for about two weeks). I have now seen those five views (and they *are* lovely), they are: Price of Wales Hotel (POST-C02), Wildflowers (POST-C06), Horseshoe Falls (POST-C-07), British Columbia sunset (POST-C09V) and Lake Louise in the winter (POST-C10V). The other five cards, which I have not seen, are the missing numbers.

Bill Walton reports that his informal discussions with personnell of The Postcard Factory indicate that there will, indeed, be more of these coming . . . they seem to be very successful in some markets. They are attractive and well-printed, and are not a bad value for tourists. What we'll certainly have to watch out for in the future is typesetting or format changes as these cards sell out and require new printings.

Some of these cards will be illustrated in color on the study group Web page (see page 32 for details). I will change the selection from time to time until all 35 have been shown (and there may be more).

Who Has These Railway View Cards?

The group of railway pictorial cards includes many different items, currently a total of 515 cards: 246 for Canadian Pacific Railway (21 green views; 86 multicolored; 139 sepia); 231 for Canadian National Railways (134 Grand Trunk; 69 CN green; 28 CN black); 26 "smaller" lines; and 12 steamship lines. (There are also now twelve Canadian Northern Manuscript cards, not included in the total.) These are the cards that are listed (although a few of the listed cards are not verified). There should be (and almost certainly are) more of them out there, as yet unreported and unlisted. A quick look at the grid listing of these cards in the current Webb catalog will clearly illustrate the "set" pattern of all the CP and CN issues . . . the CN always had sets of eight views, for example. There were changes to these sets over time and, in some cases, that appears to muddy the pattern, but it remains. Similarly, the CP sepia views were always in sets of fifteen views (title corrections notwithstanding). So, when some views in one of these sets have been reported, it is reasonable to assume that the other members of the set, even if not yet reported, must exist (or have existed).

The Unverified Views

Grand Trunk views F13 and F41 have been listed since the early editions of the catalog, but have never been seen by the editors. They were not in the Ray Peters nor Bill Norman collections, and are not in any of the current large collections known to the editors. Yet, they are listed and must therefore have been reported at some time by somebody. The views should logically exist anyway, because they are both members of the set of which the other six members are known. Who has these cards?

Likewise, the CN black view B18 has long been listed, but has not been seen. It should, in all likelihood, exist. Who has it? CN black view F18, which has also been listed for many editions, has not been seen, either, but its existence is somewhat less certain . . . it is the only CN black view reported for the 2-cent red Arch and could very likely have been a listing error. It was almost certainly reported to Jim via a black and white xerox. The reporter is not known, and the original records can not be located.

The Missing Views

The Canadian Pacific Railway green and multicolored views are almost certainly completely listed. The 6th Edition of Webb shows some gaps in the sepia series (note that E79 and I79 have been reported): H66, H69, H70, H78, H79, H80, H81, I65, I66, I82, J66, J70, J72, J74, J76, J78, J79 and J81 remain unreported. At least some of them should be out there. All eighteen of these missing views are on the three colors of Arch cards and all are certainly quite scarce . . . but they should exist. Who has these cards?

The Grand Trunk views G2 and G17 are not listed and have never been reported. To satisfy the "set" requirement, they almost certainly existed at one time and may very well be hiding today in somebody's collection. Who has these cards?

The Canadian National view F14 is in the same category. Although never reported, its existence is almost a certainty. Also, either CN view C2 or C14 (but probably not both) should exist (C2 was, in fact, listed in Webb at one time but was delisted when it could not be verified). Who has them? (Canadian National views C9 and D23, unlisted in the 6th edition, have now been reported.)

That brings us to the Canadian National black views which are all, at best, very scarce. They, like their green counterparts, were probably produced in sets of eight views. The following are probably missing: A3, A20A, A27, D12A, D26, D29, (one more "D"), E20A, E26, E29, E27, G2A, G3, G18, G20A, G26 and G29. If the F18 listing can be verified, then there are probably also seven views missing in the "F" column. Does anybody have any of these cards?

There are also almost certainly more views to be found among the smaller railway lines. Because of the scarcity of material and smaller groups of views, it is difficult to predict what may yet be found.

New views reported since the 6th edition of Webb's, in addition to those mentioned above, include an entirely new CN black view, D20B (a title correction), NTH4a (as NTH4, but on P28c) and PPJ4 (same title as PPJ3 but with a different view). Also, three of the twelve Canadian Northern Railway manuscript cards are new reports.

Bill Walton (as told to Steven Whitcombe)

BULOVA Cards by Jeweller Name (part IV in a series)

SOLE BROS, continued from last issue

8. P66 Used: (no date)

FRONT: Blank
BACK: (vert) As little as \$1.00/holds any/Gift until/Christmas!
+ 7 lines of text on a scroll
Below: Jeweller's name (4 lines)
L: Santa carrying stack of wrapped gifts

NOTE: See DURKIN'S CREDIT JEWELLERS for same design

9. P66 Used: 1946

FRONT: DEAR HOUSEHOLDER: No doubt...
+ 15 lines of text including the signature of the manager, Ernest Sole
BACK: (vert) BULOVA Gift of a Lifetime
L: Man and woman
Across centre: 2 watches and ring, CAROLYN AND BRUCE
+ prices + jeweller's name

J. AND J. SUTHERLAND, Woodstock, ON

1. P66 Used: November 1947

FRONT: Blank
BACK: (horiz) Making up your/Christmas List?
Three lines of text in large holly leaf
UL: Woman with Christmas list and pen
LL: Ring
R: 2 watches, lady's and man's
LR (in small box): MINUTE MAN/17 Jewels/\$37.50
Bottom: Jeweller's name (3 lines)

2. P66 Used: (no date)

FRONT: Blank
BACK: (vert) "A little watch care/prevents/Big watch repair!"
+ 8 lines of text + Jeweller's name (3 lines) + 1 line of text
UL: Smiling jeweller with watch and loupe

NOTE: See DAOUST ET FILS LTÉE for same design (in French),
CHARLOTTE CREDIT JEWELLERS and DURKIN'S CREDIT JEWELLER



"A little watch care
prevents
Big watch repair!"

HAVE YOUR WATCH CLEANED
AT LEAST ONCE A YEAR!

★

If you own a BULOVA — or any
other fine watch — have it cleaned
and oiled at least once a year. Here,
your watch will receive expert at-
tention by competent, well-trained
craftsmen.

J. and J. SUTHERLAND

Silverware - Glass - Dinnerware

WOODSTOCK, ONT.

Authorized BULOVA Distributor

SWAZEY'S JEWELLERY & CHINA, 526 Queen St., Fredericton, NB

P83 Used: June 1958

FRONT: Blank
BACK: (horiz, inv) YOUR REPAIR IS READY + 5 lines of text + Jeweller's name (3 lines) + 1 line of text
L: 2 watches, man's and woman's:
below man's: "insist on/the best-/BULOVA" and
below woman's: "There's a/world of/ difference in/watches..."

NOTE: See SHUTE & CO. LIMITED for same design used in 1957

TOPP'S JEWELLERY & GIFT SHOP, 120 London St. W. ??London, ON??

P66 Used: (no date)

FRONT: Blank
BACK: (horiz) When you give.../Give/BULOVA! + 2 lines of text
+ jeweller's name (5 lines)
UL: Smiling Santa
LL: 2 rings
UR: Man's watch: HIS EXCELLENCY/21 jewels/\$45.00
LR: Lady's watch: HER EXCELLENCY/21 jewels/\$49.50

NOTE: See SOLE BROS 7 for same design used in 1947

DERWYN VAUGHN Co. JEWELLERS, 479 Eglinton West, (Toronto, ON)

P66 Used (no date)

FRONT: Blank
BACK: (vert) As little as \$1.00/holds any/Gift until/Christmas! + 7 lines of text on a scroll
Below: Jeweller's name (3 lines)
L: Santa carrying stack of wrapped gifts

NOTE: See SOLE BROS 8 and DURKIN'S 1 for same design

BULOVA Cards by Jeweller Name (continued)

WARNE'S JEWELLERY STORE, 349 George St., Peterborough, ON

P66 Used: February 1950

FRONT: Blank
 BACK: (horiz) "YOUR ARTICLE IS READY" (in bar) + 3 lines of text
 + jeweller's name (3 lines) + 1 line of text
 LL: Time logo. R: Man's and woman's watch
 LR: BULOVA (in bar)

NOTE: See DARTMOUTH JEWELLERS, J. E. SCHMID and JOHN WEBB for same design

WATCH CRAFT CREDIT JEWELLERS, 5632 Monkland Ave., Montreal, PQ

P66 Used: (no date)

FRONT: Blank
 BACK: (horiz) "A Little watch care.../prevents Big watch repair!"
 + 6 lines of text + jeweller's name (3 lines)
 R: Jeweller with watch and loupe

NOTE: See BELSIZE CREDIT JEWELLERS for same design

JOHN WEBB JEWELLER and OPTOMETRIST, 482 Ouellette Ave., Windsor, ON

1. P61e Used: (no date)

FRONT: Blank
 BACK: (vert) Dependable, 17 jewels, light and wafer-thin.../
 + 9 lines of text, excluding central illustration
 UL and LR: 2 watches, vertically
 Centre: Circle with watch horizontally in centre:
 17 jewels above and \$39.75 below
 On top and bottom of circle, BULOVA and PHANTOM

2. P61e Used: (no date)

FRONT: Blank
 BACK: (vert) UL: Santa
 The Gift of a Lifetime . . . a BUKOVA! + 7 lines of text
 (excluding watches) + jeweller's name (5 lines)
 Three watches vertically: LADY MAXIM, LADY BULOVA and SENATOR
 LR: 2 rings in black box, \$47.00 below

NOTE: See L.A. BRETON & FILS for same card in French and
 JACKSON BROS., Edmonton for same card in English

New Address: 552-56 Ouellette Ave., Windsor, ON

3. P66 Used: (no date)

FRONT: Blank
 BACK: Horizontal
 "YOUR ARTICLE IS READY" (in bar) + 3 lines of text
 + jeweller's name (4 lines) + 1 line of text
 LL: Time logo. R: Man's and woman's watch
 LR: BULOVA (in bar)

NOTE: See DARTMOUTH JEWELLERS, J. E. SCHMID and WARNE'S JEWELLERY for same design

WOODROOFE & SON DIAMOND MERCHANTS, Woodstock, ON

1. P38 Used: (no date)

FRONT: Blank
 BACK: (vert) WOODROOFE & SON/Present "MISS/AMERICA"/A...
 + 9 lines of text excluding prices
 + jeweller's name 3 lines (in block)
 UL: Britannia-like figure holding sword and shield
 C: Lady's watch, horizontally, priced \$37.50 in block

2. P43 Used: (no date)

FRONT: Blank
 BACK: (horiz) "MISS AMERICA"/ A new Lady's Baguette by BULOVA
 + 7 lines of text excluding prices
 + jeweller's name (4 lines) in block LR
 UL: Demure damsel wearing pearls
 Watch illustrated across centre of card + price \$29.75

New Report:

HARTMANS JEWELLERS

P66 (mint, used ?)

FRONT: Blank
 BACK: Woman looking at billboard, tree right, large Bulova \$37.50
 On billboard 2 watches, SENATOR and GODDESS OF TIME.

(next page for further notes)

"A Little watch care ...
 prevents Big watch repair!"

Have your watch cleaned at least once
 a year! If you own a BULOVA - or any other
 fine watch - have it cleaned and oiled at least
 once a year. Here, your watch will receive ex-
 pert attention by competent, well-trained
 craftsmen.

Watch Craft Credit Jewellers
 5632 Monkland Ave.
 MONTREAL



BULOVA Project, final notes

This concludes the Bulova list. It is not, however, the end of the project. Since the first listings appeared, three items have been added; it is certain that there are many more to be reported. The study group plans to publish an illustrated handbook on these cards, but there are a couple of items listed for which photocopies are needed. These are:

Angus Jewellers, Toronto
Sole Brothers #9
Hartmans Jewellers
(anything not already listed)

Please check your collections! Reports may be sent to John Grace (address on page 31) or to the editor and should be photocopies of the *front and back* of the card, with notations of ink color. Thanks. This has been an important study and it deserves the complete cooperation of all study group members.

USPS Priority Mail in Canada

In an interesting recent development, the United States Postal Service is selling its services in Canada. Following are excerpts from promotional materials available in Canada:

Shipping to the U.S. Costs Less Than You Think!

NEW FROM CANADA POST: PRIORITY MAIL PREPAID ENVELOPES

Balancing the speed of courier service with the economy of regular mail, new Priority Mail is the nifty, thrifty way to send hard copy documents to the U.S.

Priority Mail delivers within 3 to 4 days to major centres in the U.S. with no weight limit.

For your convenience, Priority Mail prepaid envelopes come in two handy sizes:

6" X 10" at \$7.25 CDN

9½" X 12½" at \$9.75 CDN

The product looks at first glance very much like the US Priority Mail formula envelope. There are obvious wording differences . . . on the front (Eagle) side of both sizes is the wording *PREPAID ENVELOPE / ENVELOPPE PRÉPAYÉE*. There are many differences in the text on the back, which is bilingual. On the large envelope, the opening tear-strip (and the flap, therefore) is on the long side of the envelope in such a way that when it is pulled, it will tear through the indicia-like box at the upper-right. The small envelope has the flap on the short side of the envelope. The layout of the text on the two sizes differs but the content is the same (except that the large one has no copyright notice). Below is a (reduced) illustration of the small envelope, front side.

This is a test program, for the moment involving only a few cities in Canada (Calgary, Vancouver, Toronto, Montreal). Postal workers in other parts of Canada are to handle the pieces as regular Xpresspost mail, directing them to one of the participating cities. The test's planned duration is October 14 to December 31, 1997.

Now I fully realize that Underwood, Minnesota is not a "major centre". It is, however, within three days (by covered wagon) of Minneapolis. Pierre Gauthier mailed me a large envelope from Montreal; it is postmarked 24 Oct 1997. It was received on the 4th of November. Earle Covert had better luck mailing me a small envelope from Calgary. Cancelled 1997 11 03, it was received on the 7th.

The multicolored brochure promoting this product will be illustrated on the study group web site.



Air Letter Sheet Forerunners and Unstamped Forms

I recently acquired Major Toop's documentation on wartime civilian air letter sheets and postwar unstamped air letter forms. A short time after, I bought a correspondence (more than 300 civilian and military air letter forms) covering the period between January 1945 and May 1946 between various members of an Ottawa family and a Canadian officer posted overseas. This material and the list I had already made of such items are the basis of this article (Also please refer to PSSG Vol. 10, no.3, p. 19, and Vol. 12, no.2, p. 19).

Unstamped air letter forms were introduced on June 15, 1942 for the convenience of the Canadian public wishing to use this form to correspond with Canadian, British and Allied Armed Forces Overseas and vice-versa. These forms were issued free on request by all post offices. On September 11, 1944, the service was extended for communications addressed to civilians in the United Kingdom as well as in certain other foreign countries. There are many varieties to the forms used during this period but they all had one thing in common: a printed reference to their military use. The purpose of this article is not to study these but the forms that replaced them in the post offices and which are the true aerogramme forerunners.

According to the January 1945 issue of the Canadian Postal Guide, a stock of Canada air letter forms printed in a grey shade of paper had been obtained and distribution of the new forms would be made as soon as stock of the blue Armed Forces ones would be entirely exhausted. The new grey forms could be used for corresponding both with members of the Armed Forces and civilians.

I have found seven different types of the Canadian civilian air letter forms besides the three known used in Newfoundland and the unstamped forms made available to commercial users after 1947.

Canada types I to VI have similar knives and a single gummed flap on top with some small printing differences. Type VII has a different knife and two gummed flaps (top and right). Here is a list of these types and the ERPs for each:

TYPE I (Figure 1)

- Stamp box 25 X 37½ mm
- "CANADA" in Gothic lettering
- Box under "CANADA" flush at left and falling under the left leg of the last "A" in "CANADA"
- Unwatermarked grey and light grey paper and watermarked (Rolland/Croydon/Air Mail Canada) on light grey stock
- Overall form length is 266 mm
- Bottom corner of right ungummed flap is curved
- Notice at 90° degree angle and flush with "n" of "enclosure"
- Accent on "insérer" in the form of a water drop (Figure 2)



Figure 1.

TYPE III (Figure 4)

- Stamp box 25 X 40 mm
- "CANADA" in Gothic lettering
- Box centered below "CANADA"
- Unwatermarked grey paper and watermarked (Rolland/Croydon/ Air Mail Canada) light grey paper
- Overall form length is 266 mm
- Bottom corner of right ungummed flap is curved
- Notice at 90° degree angle and falling between "No" and "enclosure"
- Accent on "insérer" in the form of a triangle



Figure 4.

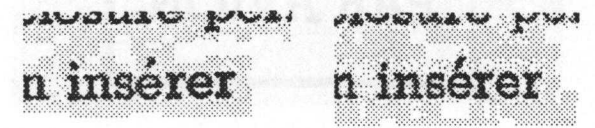


Figure 2.

Figure 3.

TYPE II Identical to type I except:

- Stamp box 25 X 40 mm
- Unwatermarked grey paper
- Bottom corner of right ungummed flap is straight
- Notice at 90° degree angle and flush with first word
- Accent on "insérer" in the form of a triangle (Figure 3)

TYPE IV (Figure 5)

- Stamp box 25 X 40 mm with broken lines in lower right corner
- "CANADA" in straight lettering
- Box centered below "CANADA"
- Unwatermarked light grey paper
- Overall form length is 262 mm
- Bottom corner of right ungummed flap is straight
- Notice at 90° degree angle and falling between "No" and "enclosure"
- Accent on "insérer" in the form of a triangle

IV.a: Form without printing on unwatermarked light grey paper
(... continued, next page)

Air Letter Sheet Forerunners and Unstamped Forms, continued



Figure 5.

TYPE V (Figure 6)

- Stamp box 24 X 40 mm
- "CANADA" in straight lettering
- Box under "CANADA" falls in the middle of "C" at left and under the left leg of last "A"
- Watermarked (Rolland/Croydon/Air Mail Canada) and unwatermarked on light grey paper
- Bottom corner of right ungummed flap is straight
- Overall form length is 262 mm
- Knife is identical to that of type IV
- "A"s in "PAR AVION" are slanting to the right
- Notice at 90° degree angle and falling in the middle of the first "e" of "enclosure"
- Accent on "insérer" in the form of a triangle

TYPE VI (Figure 7)

- Stamp box 25 X 40 mm
- "CANADA" in straight bold lettering
- Box under "CANADA" same length and flush
- Unwatermarked light grey paper
- Wider right ungummed flap (about 10 mm)
- Overall form length is 273 mm
- Bottom corner of right ungummed flap is curved
- Notice at 90° degree angle and falling on right leg of "N" in "No"
- Accent on "insérer" in the form of a triangle



Figure 7.



Figure 6.

TYPE VII (Figure 8)

- Stamp box 25 X 25 mm
- "CANADA" in straight bold lettering similar to type VI
- Two boxes instead of one and the "PAR AVION" box is in line with the middle of first and last letters of "AIR LETTER"
- Watermarked (Rolland/Croydon/Air Mail Canada) and unwatermarked on light grey paper
- Overall length form is 265 mm
- Lines for the addressee's and sender's address are parallel and fall flush on the left hand side

VIIa: Form without printing on unwatermarked grey paper (identifiable as knife and gummed flaps differ from previous types)



Figure 8.

(... continued, next page)

Air Letter Sheet Forerunners and Unstamped Forms, continued

Quick way to differentiate between Canada's seven types

"CANADA" on types I, II and III is identical but different from other types.

Type I and II: Different stamp box size and accent on "insérer".

Type I and II vs. type III: Position of "CANADA" vs. the "AIR LETTER / PAR AVION" box.

"CANADA" on types IV and V is identical but different from other types.

Look for slanting "A"s in "PAR AVION" caption (type V).

"CANADA" on type VI is different from all other types.

Type VII is completely different from all other types.

EARLIEST REPORTED POSTMARKS

Type I : April 11, 1945 (unwatermarked grey paper)
March 26, 1946 (watermarked light grey paper)

Type II : February 26, 1945 (unwatermarked grey paper)

Type III: March 9, 1945 (unwatermarked grey paper)
- (watermarked light grey paper)

Type IV : April 21, 1945 (unwatermarked light grey paper)

Type V : July 24, 1945 (unwatermarked light grey paper)
- (watermarked light grey paper)

Type VI : October 8, 1945 (unwatermarked light grey paper)

Type VII: - (unwatermarked light grey paper)
- (watermarked light grey paper)
(Available on or after November 13, 1946)

As you can see, my earliest copies of types I, II, III and IV all have a February, March or April 1945 date, my earliest copy for type V being July 24, 1945 and October 8, 1945 for type VI. As for type VII, in a memo sent to the Finances Superintendent and dated November 13, 1946, the Director of Administration of the Post Office sent a sample of the new form "now with an additional flap for sealing purposes on the righthand side". This information should help narrow down the introduction date of type VII forms.

It seems that types I, II, III and IV (and maybe V) might all have been issued at the same time and printed by different firms including Barber-Ellis of Brantford, Ontario, which may have been the printer for type I, II and III. I do not have much information on this matter and the number of used copies in my collection, although important, is limited as to the periods and locations covered. As for dated copies of reported watermarked types, the earliest known to me is a type I dated March 26, 1946 on a grey stock of lighter shade than the original February-March 1945 issue. It is possible that watermarked forms were only used during a later period which would account for their absence before the above noted date.

The question remains as to watermarked versus unwatermarked stock: was it only a die cut variety as this was the case for stamped air letter sheets or a constant variety? I believe the latter possibility to be the correct one. By the way, watermarked copies of type II, IV and VI are still unreported. I appeal to all Study Group members for any relevant information (ERPs, unlisted types, watermark varieties, etc.).

I have also compiled a list of the known types of Newfoundland air letter forms although I don't have any information as to the link with the Canada Post Office.

NEWFOUNDLAND AIR LETTER FORMS (1946 (?) - 1949)

Unstamped air letter forms were also introduced in Newfoundland after military ones had been phased out. Three types are known. The first one is an overprinted Canada type I which, according to information published at the time in BNA Topics [Vol. 6 (1949), pp. 137 and 201], would have been made available in late fall 1946 as the supply of military forms ran out. This type is extremely scarce in either mint or used condition. It was replaced by type II probably sometime in 1947. According to the same source of information, type III came into existence sometime in early 1949, so examples properly used in period with Newfoundland stamps are also scarce since Newfoundland joined Canada on April 1, 1949 and stamped air letter sheets had already been in use there since September 1947.

TYPE I Canada Type I overprinted with NEWFOUNDLAND (type number was inferred by closely looking at a reduced photograph reproduced in a dealer's price list; I don't know whether the form was watermarked or not or if other Canadian forms were similarly overprinted). (Figure 9)

TYPE II (Identical to Canada type V, except the word "CANADA" has been omitted) (Figure 10)
- Watermarked "Rolland/Croydon/Air Mail Canada"

(... continued, next page)

Air Letter Sheet Forerunners and Unstamped Forms, continued




Figure 9.




Figure 10.

TYPE III (Similar to Canada type V) (Figure 11)

- Single gummed flap (top)
- Stamp box 24 X 40 mm
- "NEWFOUNDLAND" in straight lettering
- Lines around "AIR LETTER" box are flush with the beginning of the first "N" and the end of the second in "NEWFOUNDLAND" ("PAR AVION" caption is omitted)
- Watermarked "Rolland/Croydon/Air Mail Canada" light grey paper
- Overall length form is 262 mm
- Knife identical to Canada type IV and V
- Bottom corner of right ungummed flap is straight
- Notice at 90° degree angle and falling in the middle of the first "e" of "enclosure"




Figure 11.

EARLIEST REPORTED POSTMARKS

- Type I: June 4, 1947 (according to a 1949 report by BNAPSer #91 R.R. Smith in BNA Topics Vol. 6, p. 192).
- Type II: Sept. 24, 1947 from NFDLD to GB with a NFDLD 10¢ stamp.
- Type III: Feb. 26, 1949, from NFDLD to Montreal with a 7¢ NFDLD stamp.

Pierre Gauthier

... to be continued ...

GO Letter Update

Reports of printed corner cards on the standard GO Letters (those listed in previous *Notes* as GL1-7), in red and blue versions, have come from John Grace, Chris Ryan, Earle Covert, Pierre Gauthier, Bruce McCallum and Terrie Woodrow. Those reports have recently been updated by including hidden numbers. A compilation follows.

First, however, there are new varieties to report. An entirely new format has now been seen for the Red GO Letter. The most obvious difference is that the word "Guaranteed" has been removed at the upper-right corner. We will, at least for now, call this GL8. I have no reports of a blue version of this. Meanwhile, Chris Ryan and Bruce McCallum have reported that GL7 (and maybe others) exist with several flap varieties: (1) GL7 - rouletted, self-adhesive glue; (2) GL7A - rouletted, water-activated glue; (3) GL7B - not rouletted, water-activated glue. Chris has compiled the following table and notes on the breakdown he has found of these three types, relative to hidden number and corner card:

<u>Hidden Number</u>	<u>GL7</u>	<u>GL7A</u>	<u>GL7B</u>
490733 - 09/95	Sir Sandford Fleming College Univ of Western Ontario Lambton College Queen's University [no corner card]	Sir Sandford Fleming College Ministry of Education and Training, 95 Brown's Lane	
491413 12/95	Carleton University, Admissions & Academic Records [no corner card]	Ministry of Education and Training, 95 Brown's Lane	
491415 - 04/96	Carleton University, Student Liaison and Publication Services Conestoga College Georgian College	Ministry of Education and Training, 95 Brown's Lane	
503803 (06/96)	Confederation College Laurentian College Nipissing University University of Waterloo, Distance Education [no corner card]	Ministry of Education and Training, 95 Brown's Lane Ministry of Education and Training, 95 Brown's Lane obliterated; 210 Wicksteed Avenue replaces	
503734 08/96	Ministry of Education and Training, 95 Brown's Lane (same, 210 Wicksteed overprint) Sheridan College Sir Sandford Fleming College York University, Admissions/Liaison	Ministry of Education and Training, 95 Brown's Lane (same, 210 Wicksteed overprint) Ministry of Education and Training, Independent Learning Centre	

If one considers the hidden numbers to be some sort of production or lot number (and date thereof), the pattern exhibited above suggests the following:

- Gummed and self-adhesive varieties were in simultaneous production with the application of the gum or adhesive occurring in an operation separate from the printing and on two or more different machines.
- At some point in 1996, roulettes on gummed flaps were discontinued. This may or may not have been a deliberate act.

Of course, there may be envelopes out there that will fill in the table and show that all three subtypes were in simultaneous production. Please check your collections and accumulations and report your findings to the editor. I have not yet found gummed flaps on any other type or colour of the GO Letters. Please note that the self-adhesive in GL7 covers nearly the entire height of the flap, whereas in the case of GL7A and 7B only the lower part of the flap is gummed.

Chris Ryan

(Editor's note: GL7 envelopes with hidden numbers 482728 - 02/95 and 489602 06/95 have not yet been found by Chris with either variety of gummed flap; this is also the case for those with hidden numbers 503735 09/96; 510487 12/96; 513835 1/97 and 516340 2/97. How about you?)

The corner card listing starts on page 42. Regrettably, it will have to be continued in the next *Notes* because there simply isn't room to fit it all in this issue. Collectors, please check your material against the following and report any additions.

Red GO Letters, Printed Corner Cards

<u>Type</u>	<u>Hidden Number</u>	<u>Corner Card</u>	<u>ERP</u>
GL1	(none)	[none] Ministry of Education, 95 Brown's Lane Ministry of Education, Independent Learning Centre Ministry of Health University of Waterloo Workers' Compensation Appeals Tribunal Workers' Compensation Board	November 17, 1991
GL2	(none)	[none] Atkinson College Ministry of Education, 95 Brown's Lane Ministry of Education, Independent Learning Centre Ministry of Health Workers' Compensation Board	April 9, 1992
GL3	(none)	Carleton University Lakehead University McMaster University Ministry of Education, 95 Brown's Lane Ministry of Education, Independent Learning Centre Sheridan College York University	October 8, 1992
GL4	(none)	Centennial College Conestoga College Confederation College Humber College Lakehead University Laurentian College Ministry of Government Services Ministry of Education, independent Learning Centre Ministry of Education, 95 Brown's Lane Ministry of Housing Mohawk College Nipissing University Ontario College Application Service Seneca College Sheridan College Sir Sandford Fleming College University of Toronto, School of Continuing Studies University of Waterloo, Distance Education University of Waterloo, Office of the Registrar York University, Admissions Office York University, Atkinson College York University, Faculty of Education	February 24, 1993

(Listing continues next issue . . .)

Briefs

Horace Harrison writes to say that an error was made in *PSN XIV#2* (on page 14) . . . the Newfoundland material was printed by the American Bank Note Company; not by the British American Bank Note Company.

Pierre Gauthier reports finding an Air Canada *National Xpresspost* Envelope (see *PSN Vol XIV #2*, page 16 for the Regional version of same).

FOR SALE

Partial set of Official 1930 sepia cards missing numbers 304, 401 and 461. All mint. Please write to
J.C. Campbell
#303-1260 Raymer Road
Kelowna B.C. V1W 3S8

FOR SALE

An in-depth stock of Canadian postal stationery maintained at all times. Your want lists solicited.
Bill McCann
170 Dixon Road,
Weston, ON M9P 2L8