




B  
N  
A  
P  
S

# POSTAL STATIONERY NOTES

P  
S  
S  
G



Volume 13 Number 6

June 1996

### It's Dues Time Again

This is the last issue of Volume XIII. Please check the address label used to send you this newsletter. If the top line ends with "V14#1", you must send money. Dues remain at \$6.50 US; \$8.00 Canadian . . . if paying by check please make it out to Steven Whitcombe (NOT to the study group).

### Truly Amazing!

In PSN Vol XIII #5, we were shown a newly-discovered Canadian Northern view card, thanks to Pierre Gauthier. Bill Walton has now acquired another copy (this one unused) of the same card! As many collectors of these cards know, the backs of these cards often have freight advice forms. Bill's card has Form 905 (freight advice) and is therefore "normal"; the back of Pierre's card has hotel advertising. I probably should have shown it in the last issue, with the front. Instead, see page 51.

### E. R. "Ritch" Toop

As most of us already know, prominent BNAPS (and PSSG) member E. R. Toop passed away in October, 1995. Although very well known for his Military specialties, "Ritch" had many interests, and will be missed in several fields. I regret that he was included in last issue's membership list.

### More Christmas Seal Cards

In the last issue, Pierre Gauthier showed us new Christmas Seal reminder cards; now Mark Arons sends more updates -- see page 55.

### Index for Volume XIII

The index to Volume XIII is ready; it will be included with the next issue. The long-promised comprehensive all-time index is, however, not ready. I'll let you know when it is.

### Special Event Envelopes (a new feature)

Received from Paul Burega:

ORAPEX'96 (May 4-5), cachet picturing Fred Jarrett, in blue-green on #8 Woodpecker envelope, 1000 issued; larger and in olive green on #10 Puffins, 1000 issued.

This is a continuing feature of PSN. We will report on any Canada Post Special Event Envelopes we receive. It is helpful to include with your reports whether the cachets are privately-applied or "official".

### announcements

I understand that some members have been inquiring whether I am/was, in fact, still living.

Well, yes, was and am.

Sometimes, what can I say? Things (life, etc.) just pile up. The pile is now whittled down considerably. You'll notice a June dateline on this issue; you should have it (I hope) in June.

And, as I write this (early June, 1996) I am getting quite low on articles for the newsletter.

My article on Webb P35 (on page 48) was written last fall; I am pleased to say that, since then, I have finished plating all of the American Bank Note Company UPU cards. Oh, I'm still seeking a couple of subjects, to complete the picture, but the actual plating is finished. And, you know what that means. Do you (like me) smell a book coming? Yep, that's right! And I can tell you right now, I expect *very heavy demand* for this book, so you might start thinking **right now** about reserving your copy!

It is now early July as I finish this issue. There is some BNAPEX'96 news inside (see page 55); I hope to get out Vol. XIV #1 by mid-August, but many of you still may not receive another issue before the convention. HAVE FUN!

### In this Issue:

The Admiral UPU Card - A Discovery (Whitcombe) . . . . .	48
P.P.S. Printing Statistics (Aitken) . . . . .	50
Canadian Northern View Card back . . . . .	51
The Plates of P1 and P2 (Whitcombe) . . . . .	51
Christmas Seal Card Update (Arons) . . . . .	55
BNAPEX'96 News . . . . .	55
Shorts . . . . .	56
Back Issues Availability . . . . .	56
An Unusual Water Resources Card (Malkin) . . . . .	56

### Coming Next Issue:

A new look for the newsletter!

I have just received the Bulova card listing from John Grace! The first installment will be coming.

Much more! (but no P1 / P2 stuff!!!)

## The Admiral UPU Card - A Shocking Discovery

As I've written in previous PSN articles (Vol XL36, Vol IX.1), I am fast closing in on having all the ABN/CBN UPU cards plated. In fact, as of about a year ago, only a single plate remains -- the first Admiral (Webb P35) plate. You will remember that I have stated, quite confidently, that two plates were used and that the second of these (only) was in use when the 6-cent surcharge (Webb P36) came into use. What I did not mention previously is that the first plate was laid down using a transfer of Die I (see Marler, any work on the Admirals) and the second plate was made with a Die II transfer. Actually, this fact has nothing to do with the story that follows, but should be mentioned.

Although I have a fair number of P35 cards, I have relatively few of the available subjects (and that is the reason the unplated plate remains so) . . . any time I've had an opportunity to buy several of these cards at once, they have tended to be stacks (as many as 40 at a time) of a single subject, intact from a single cut through a stack of sheets (suggesting strongly that they are simply remainders). The upshot of all this is that I have only seven subjects from the first plate and five from the second (P36 cards were used to rebuild the second plate). Well, this has been irritating me for a long time and I decided to take some sort of action. Staging a highly publicized act of senseless violence (to bring my plight to the attention of the masses) seemed somehow inappropriate; I decided, instead, to visit a fellow study group member who might be expected to have a few of these cards, sit down, and try to find the three missing subjects and put the puzzle together. Simple enough . . . so I dropped in on Bill Walton and went straight for the P35s.

The very first card I looked at was Die I, and not one of my seven. Excellent! A good start. The second is also Die I; also not one of my seven; and not the same as the first! I am surprised, but pleased . . . that's nine out of ten, now, and the chances of getting this done are improving. I turned a page and saw two more cards and, as I always do in such cases, I first checked to see whether they are the same subject - they are not. They are both Die I; they both differ from the previous two; and . . . hey! They are not to be found among my seven!!! Now, I have eleven subjects (and a problem)! I recheck everything . . . again . . . again. Now what am I going to do?

After some head-scratching, I looked at several more cards, now finding a match for each among my original seven subjects. I should point out that the grouping of cards I was examining included both used and unused cards and was mounted more-or-less chronologically. So, when I began encountering primarily Die II cards, I stopped looking (that plate is done, no point in confusing the issue). I started looking at the four "new" subjects again, to see if, perhaps, two of them might in fact be the same subject in different states, or likewise be linked with one of the original seven. And then, after a few moments of closer looking, I took notice of a particularly deep and odd-shaped scratch in the heading of one of the cards. It seemed oddly familiar but I could not immediately put my finger on what it was . . . I went on to the next card and immediately noticed another scratch that seemed familiar . . . and then it hit me.

By this time, Bill could tell that I was getting perplexed by the developments; I believe I may have startled him when I suddenly calmed down and asked to see his Edward UPU cards (I had not brought mine). He obliged, but I noticed that he was getting nervous, obviously having decided I'd gone nuts. I looked at one card . . . another . . . another . . . yes! There's the first scratch. I looked at a couple more . . . and, yes, there's the other one!

Further examination of additional cards has now confirmed the situation, so we may dispense with the highly entertaining story and get down to the technical details . . . here's what we can confidently say:

**We were looking at four cards from a "new" plate I'd never seen before - the Edward VII plate with the stamps burnished off and re-entered with new Admiral stamps!!!**

By 1911, the Edward UPU post card plate was *not* in good shape . . . the stamps had been re-entered once, but had already worn considerably, and the headings were still in their original state and very weak. Nevertheless, it was only a 10-subject plate, and it would be far more expedient to burnish the stamps off and re-enter those ten subjects than to make a new plate . . . they were very busy at the ABNC plant! And that is precisely what happened. . . . And there is a good reason I'd never seen any cards from this plate before.

The 2-cent Admiral card, unused, is not at all a scarce item . . . listed in Webb's at 4.00, they can often be picked up for a couple bucks. As I mentioned above, these cards exist in quantities as what are essentially remainders, and this has been the basic source of all the cards I have of this issue. I have no "properly" used examples. But I was examining predominantly used cards, and from an early period in the issue. There are certainly unused copies from this plate available, but not in the same kinds of quantities as from the later two plates . . . they don't, in other words, exist at all as remainders; they were used. The first "real" Admiral plate was laid down once the mad rush of (continued)

---

*Postal Stationery Notes* is the newsletter of the BNAPS Postal Stationery Study Group and is published 6 times per year. All information for future newsletters, and correspondence about the group, should be addressed to the editor: Steven Whitcombe, 334 Old York Rd., New Cumberland, PA 17070-3135, USA (e-mail to spw@paonline.com)

---



**Admiral UPU Card, continued**

an entire new definitive adhesive series (plus currency, fiscals . . .) was over, and examples are seen as early as February, 1913. This "provisional" (if you will) plate therefore had a very short life in a period during which UPU card use was still fairly strong (compare the price of a used Edward UPU card), and it's safe to assume that most of them were used as intended.

The first "real" Admiral plate also had a fairly short life; die II cards can be found from as early as April of 1914, indicating that the third plate was in use by then. Well, it wasn't too long after that that hostilities broke out in Europe and the use of these cards virtually ceased. Even after the war use of UPU cards never reached pre-war levels, as evidenced, for example by the extreme scarcity of the six-cent card properly used.

The ultimate conclusions are as follows (analyzed from several angles): [1] Among used examples of P35, the scarcest (by far) are cards from the third plate . . . the least scarce are those from the first (Edward) plate . . . somewhat less common are those from the second plate; [2] among unused examples, cards from the third plate predominate (about 65%) . . . cards from the second plate comprise about 32% . . . and cards from the first (Edward) plate are very rare; [3] cards from the first (Edward) plate are at least scarce in any condition.

Oh, yes . . . they *can* be identified, and quite easily. First, they will invariably have the Marler Die I stamp (this can be identified by the vertical spandrel border in the upper-right corner . . . in the first state of the die, this line is quite weak and *never reaches the top horizontal line*; in the second state of the die, this line has been strengthened considerably and usually does reach the top line – see below). The second clue can be found in the heading:

As part of the plate-making process used when laying down the Edward plate, a complex series of guide lines was inscribed on the plate; this was done to aid the siderographer in positioning the transfers (heading and stamp were separate). Wherever these guidelines intersected, guide dots appeared; then the lines were burnished off and the plate laid down. Each subject on the Edward plate (as I have noted before) has three guide dots that can usually be seen . . . one about 2.5mm to the right of the bottom of the stamp; one very near the left foot of the 'A' in the bottom line of the inscription (and, in a couple of cases, obscured by it); and the third about 3.5mm below the second. Of these three dots, the third noted is always present and the second is visible on eight subjects . . . when the Edward stamp was burnished off each subject, the first guide dot may have been removed in some cases (it is present on all the subjects I've found, but in some cases the bottom of the stamp no longer lines up to it) . . . but it is that low guide dot (in about the center of the card – see below) that will be the key, because a different method was used to lay down the subsequent plates, and there are no guide dots in the locations noted.

So there are really three distinct types of P35 to kook for: (1) Die I on Edward plate; (2) Die I on new plate; and (3) Die II . . . and one of them is in short supply, so keep your eyes peeled. I believe I had said in a previous article "this [Admiral card] is shaping up to be the most interesting of the bunch . . ." I had no idea!

By the way, I still have only the seven subjects from the first (actually, it turns out to be the second) plate; it still is not replated. It turns out that all of the cards from that plate owned by Bill were among those I started with! A wasted trip? No way!

Steven Whitcombe




Fig. 1 - Die I, left; Die II, right

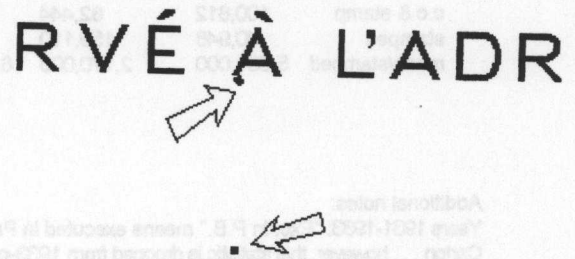


Fig. 2 - Guide dots on Edward/Admiral cards; lower dot is always present; upper may be under "À".

## P.P.S. Printing Statistics

John Aitken has done an impressive job of compiling into the tables below notes he made some time ago from the annual reports of the Public Printing and Stationery Dept. and the Postmaster General. Note that, over the years, the detail of the reports changes, hence the format of the tables varies.

### From the Annual Report P P & S Prepaid P.O. Envelopes Made During Fiscal Year:

		Exc. in P.B.	Not in P.B.	<i>(From this point, "Made Totals" only given)</i>					
				Mar. 31 :	1c	2c	3c	4c	
March 31, 1931	1c	5,165,077	1,552,263	1939	5,065,461	1,969,924	5,338,546		
	2c	10,609,705	2,591,754	1940	5,869,014	2,310,095	5,783,443		
	3c		25,000	1941	5,743,823	2,382,406	6,139,299		
Totals		15,774,782	4,169,017	1942	5,190,228	1,768,198	6,152,717		
(prev. year)		19,413,225	5,135,355	1943	5,274,541	1,803,372	8,538,733		
March 31, 1932	1c	1,720,500	1,621,500	1944	6,960,654	1,170,908	2,749,862	5,695,378	
	2c	4,057,500	817,700	1945	7,645,667		1,678,006	5,151,292	
	3c	3,109,820	311,300	1946	11,150,110	20,530	2,170,415	8,562,525	
Totals		8,878,820	2,750,500	1947	12,642,450		2,629,655	7,819,760	
1933 - Exc. in P.B.	1c		3c	1948	14,187,032		2,788,606	8,704,500	
corner card			1,750	27,300	1949	18,724,651	3,114,500	9,375,892	
c.c. & stamp	75,000	130,420	86,742	<b>Embossing and Envelope Section (all)</b>					
stamped	66,188	62,307	97,726	1950	No. sheets stamped envelopes printed			3,263,833	
made/stamped	4,281,000	2,160,000	4,671,460	No. stamped envs. die cut & made					31,282,788
NOT in P.B.	443,000	175,000	87,000	1951	No. sheets			3,292,562	
TOTALS	4,865,188	2,529,477	4,970,228	No. envelopes					31,270,921
Mar. 31, 1934			250	22,046					
corner card									
c.c. & stamp	50,000	68,000	87,000	1952	#8	7,156,000	6,418,500	7,488,500	
stamped	319,500	528,976	58,289		#10	7,627,000	805,500	2,694,000	
made/stamped	3,162,000	1,263,458	4,437,500	1953	#8	7,166,000	3,194,000	8,128,500	
TOTALS	3,531,500	1,860,684	4,604,835		#10	7,811,000	799,000	2,901,500	
Mar. 31, 1935				1954	#8	7,343,500	3,434,500	8,294,500	
corner card	3,800	3,000	22,000		#10	7,945,000	869,500	2,966,000	
c.c. & stamp	100,000	72,000	101,000	<b>total # printed and made</b>					
stamped	22,186	20,994	25,789	1955	32,558,962				
made/stamped	4,569,000	2,736,000	5,337,500	1956	28,708,000				
TOTALS	4,694,986	2,831,994	5,486,289	1957	39,149,713				
Mar. 31, 1936				1958 -	NO INFO				
corner card	50,000	11,000	32,500						
c.c. & stamp	500	63,147	107,020						
stamped	1,255,362	49,714	2,772,577						
made/stamped	3,152,000	1,210,500	2,514,500						
TOTALS	4,457,862	1,334,361	5,426,597						
Mar. 31, 1937									
corner card	2,000	36,995	90,086						
c.c. & stamp	206,710	38,000	37,998						
stamped	617,725	337,306	250,466						
made/stamped	5,163,666	1,519,500	4,753,000						
Mar. 31, 1938									
corner card	30,948	2,000	37,500						
c.c. & stamp	100,812	82,444	132,596						
stamped	40,948	159,110	45,711						
made/stamped	5,881,000	2,170,000	6,124,062						

#### NOTES:

from the supplemental memorandum to the PPS Annual Report for year ended Mar. 31, 1945, subtitle "Envelope Manufacturing", p. 8:

"... the Department has only 3 envelope-making machines with a total hourly production of 15,000 envelopes. With the organization of such new services as Family Allowance, Veterans Affairs, National Health, etc., the orders received monthly now exceed 10,000,000. These orders are practically all placed outside at current market prices. Considerable saving would be affected if a larger portion of these orders could be produced in the Printing Bureau, and emergency orders could be more conveniently filled."

from the PMG annual report for year end Mar. 31, 1953, p. 7:

"... all fully processed in Department... This year a printing section was organized and set up by the Department of Public Printing and Stationery to be devoted solely to the requirements of the P.O. Dept. - Now in full operation..."

from annual report for year ended Mar. 31, 1957, p. 5:

"Stamped envelopes printed on rotary envelope machines since September, 1956, show an increase in production of 10,441,713 envelopes as compared with last year."

#### Additional notes:

Years 1931-1933: "Exc. in P.B." means executed in Printing Bureau; "Not in P.B." may refer to envelopes made by Dominion Envelope and Carton... however, this statistic is dropped from 1933-on and Dominion continued printing envelopes long beyond then. Therefore, this may refer to product sub-contracted at times.

Years 1933-1938: the first three categories ("corner card", "c.c. and stamp", "stamped") undoubtedly refer to work done on pre-made stock; the category "made/stamped" refers to envelopes manufactured (and printed) by PPS. No totals are provided after 1936.

1953: The report includes the wording "Supplied to Post Office" (not in previous years)

1954: The report includes the wording "manufactured and printed at Printing Bureau and Nicholas Street unit"

## Canadian Northern Railway View Card (backside)

Shown below is the back of the "new" Canadian Northern Railway view card reported in PSN XIII #5 p.41 (last issue) by Pierre Gauthier. As mentioned on page 47, Bill Walton has now acquired an unused copy of this same card which has a "normal" Form 905 on the back . . . Bill felt it would be a good idea to illustrate the back of Pierre's card in that it is much less the norm.

*Dr. Apr. 1917*  
*Thank you for prompt reply to my letter in Feb. 1917*

CANADIAN NORTHERN RAILWAY  
PRINCE EDWARD HOTEL - BRANDON, MAN.  
G. A. KEELER, Acting Resident Manager.

Basement—Barber Shop, Billiard Room.  
Ground Floor—Office, Rotunda, Main Dining Room, Manager's Office, Cigar and News Stand, Bar, Telephones and Telegraphs.  
First Floor—Drawing Room, Ladies' Waiting Room and Lounge, Private Dining Rooms, Royal Suite.  
Fifth Floor—Large and Small well-lighted Sample Rooms.  
Capacity—Rooms, 108—Private Baths, 40—All Rooms have running Hot and Cold Water, and convenient to Bath Rooms.

RATES—Rooms with Detached Bath - \$1.50 and \$2.00 per Day.  
Rooms with Private Baths - \$2.50 per Day and up.  
Rooms en Suite with Parlor - \$10.00 per Day and up.

SPECIAL RATES TO COMMERCIAL TRAVELLERS  
W. PRATT, Jr.,  
Supt. S. & D. Cars and Hotels.  
Winnipeg

## The Plates of P1 and P2

In this installment we will finish the P1 plates with 'F', 'G' and 8. Plates 'F' and 'G' appeared at about the same time, in the spring of 1873 and were laid down with a new transfer (which is easily distinguishable from the transfer used to lay down the first five plates -- see previous articles in PSN). Plate 8 appeared early in 1874 and was the last to carry "Montreal & Ottawa" in the imprint.

### Plate F

ERP: March 24, 1873

States: about 7 (as P1, see below)

Illustration (page 52): The plate is shown as it appeared in the later states as P1 . . . the rule segments between subjects 1-2, 5-6 and 9-10 are not present until the fifth state; the dots between those subject pairs (and others) are, however, always present. The "framing" rules are of moderate strength, always somewhat visible.

There are "about 7" states of this plate, as P1 . . . all subjects exist in at least five states, and most in six; one subject, however, is known in seven distinct states.

About mid-1876, this plate (along with plates B, C and E) was taken out of active service. Early in 1878, just before plate 17 was put into service, it re-appeared with the P1 subjects *almost* completely erased, and re-entered with P2 subjects. Because P2 subjects are actually slightly larger than P1, the result of this work was a somewhat strange, asymmetrical plate . . . and this will be shown in the continuation of the series.

### Plate G

ERP: May 27, 1873

States: 4

Illustration (page 53): This was the least-used of all P1/P2 plates. The rules "framing" the plate are of moderate strength and are visible in all states. Note the lack of guide dots, compared to the other P1 plates.

### Plate 8

ERP: May 12, 1874

States: 7

Illustration (page 54): The vertical rules vary in strength, but are generally weak except near the top of the plate; in many places are not visible through the life of the plate; the dots along the center line, however, remain. Top and bottom rules are quite strong; in the latest states the bottom rule is recut and doubled.

The plate number shown has been seen in all but the earliest states.











Steven Whitcombe

(to be continued . . .)











## Christmas Seal Cards - Update

Mark Arons has sent along several more Christmas Seal card items for us, having been inspired by Pierre Gauthier's report in the last issue. It seems that Mark had actually found these items several years ago, but had not gotten around to sending them.

Two of Mark's cards are in the category of what can be described as "forerunners"; both are on Webb P66 and both differ from any previously shown in *PSN*. Both are reproduced below . . . the card headed *Today Is A Good Day* is printed in black with red crosses; the other card is all red.

The other two cards are additions to the list of standardized reminder cards. The first is on Webb P83a, in green, with illustration "D", used from Saskatchewan (Fort San). Note that, in Mr. Manley's original listing, this illustration type was known only for Ontario, and only on the privately-perforated P83c. The second card is also on P83a, in black, illustration "H", also used from Fort San, Saskatchewan.

# T U B E R C U L O S I S



## Christmas Seals



Were sent to You a Few Weeks Ago

We hope you have used them on your Holiday Mail

Your Contribution will be welcomed at:

THE CHRISTMAS SEAL CAMPAIGN OFFICE,  
382 Wellington Street,  
LONDON, ONTARIO

*In replying please use our return envelope. Your name on its back helps us keep our records straight.  
Disregard this card if it has crossed your letter in the mail, and accept our thanks for your contribution.*

## Today Is A Good Day

to mail in a contribution for Christmas Seals. These are busy days, of course, but here is one small yet important item that can be done quickly. Early contributions are doubly appreciated.

Our homes must be protected from tuberculosis.



CHRISTMAS SEAL COMMITTEE  
382 Wellington Street, London, Ontario



If you have already sent in your contribution we thank you for your support of our campaign.

*[Ed. note: It's been nearly a decade since the original article appeared in *PSN*. Many newer members may not have access to the descriptions, but may be interested in, or have some of these cards. I will provide to any member who requests it (and includes a SASE) a summary of these articles.]*

## BNAPEX'96 - Don't miss it!

BNAPEX'96 will be held in Fort Worth, Texas August 29 - September 1. The Postal Stationery Study Group will meet on Saturday, August 31 at 10:00 a.m. Somebody will chair the meeting; it may be your chairman -- I'll see to it that somebody is present. We should all try to attend; I've been told many times by many trustworthy people that these conventions are fun (and I believe them). I'll be there if I possibly can.

Bob Schlesinger is hard at work on a permanent exhibit for the study group. His goal is to show as much variety as possible and to include some "flashy" pieces. He is working with his own material as well as that of other members (I myself sent him a bunch of interesting pieces). Any members who have colorful, unusual Canadian postal stationery items they wouldn't mind parting with quasi-permanently may send them off to Bob in Buffalo Grove, Illinois (the exhibit content will vary from year to year, but probably always include some "core" pieces). This sounds like a very exciting project for the long-term future.

## Briefs . . .

Since we're all members of BNAPS, we should all be getting (and reading) *Topics*. I hope nobody missed **Horace Harrison's** very interesting article on Canadian special order stationery. Nice work, Horace!

Ah, Horace as been busy . . . members of the United Postal Stationery Society were treated to illustrations of those five Newfoundland post cards (which were described in the last issue) in the April-June issue of *Postal Stationery*, page 82.

In the same issue (of *Postal Stationery*) is an article by **Duff Malkin** on QSL cards . . . it's not really Canada-related, but a very interesting article nevertheless, and it's nice to see our members with wide-ranging interests.

I am still waiting for a number of promised reports for the GO Letter and Xpresspost updates. I anticipate some very interesting pieces but, among others, **John Aitken** in a recent telephone conversation described a (new?) GO Letter used to send out "vanity" licence plates, which he virtually snatched out of the hands of a relative!

### Back Issues of PSN Available

My supply of back issues is dwindling . . . for those (primarily new) members who wish to get some of these, now is the time! Quantities are noted -- when these are gone, they're gone. Price remains (to members) \$1.75 per issue.

Vol VII #2 (3)	Vol X #1 (1)	Vol XII #1 (1)	Vol XII #5 (7)
Vol VIII #6 (4)	#2 (1)	#2 (7)	#6 (11)
Vol IX #2 (2)	#4 (3)	#3 (12)	Vol XIII #1 - 5 (many)
#5 (3)	Vol XI #5 (6)	#4 (4)	
#6 (8)	#6 (18)		

The list above is of original newsletters. I will provide photocopies of any other issues at a slightly higher price, with the understanding that these will be of somewhat lower quality (my old newsletters get a lot of use, between doing indexes and the constant referencing for follow-up articles -- and some of them are just plain getting old). In fact, they can probably be had for less from the American Philatelic Research Library, but it will cost me 2.00 to copy and mail them (so that's what it will cost you, the member).

### An Unusual Water Resources Card

Has anyone seen this kind of card use? It's a typographed card (Webb P66d) which was used on December 1, 1968 up in Carmacks in the Yukon Territory. Carmacks is on the road between Dawson and Whitehorse. It was named after George Washington Carmacks, one of the major discoverers of the Klondike gold fields in 1896. He operated a roadhouse there.


It wasn't a far off place so supplies of everything, including postal cards, should have been on hand. Someone however must have found some George VI stocks on hand and used them 16 years after he died. To validate them and make the current postage rates a black ink stamp was added.

This card is in very rugged shape. I hope there are others available which are not so abused. Rather a warm winter for the Yukon "-5 F at 2:30" . . .

Duff Malkin

**CANADA POST CARD**

CANADA  
POSTAGE PAID  
PORT PAYÉ



**DISTRICT CHIEF ENGINEER,**  
~~Water Resources Branch,~~  
325 Granville Street,  
VANCOUVER, B.C.

R. 150A DEPARTMENT OF MINES AND RESOURCES—DOMINION WATER  
R. 3102 AND POWER BUREAU, OTTAWA

**AUTOMATIC GAUGE REPORT**

STREAM YUKON RIVER AT CARMACKS  
NEAR DATE DECEMBER 1 1968

This instrument was . . . . . working . . . . . when found.
The outside gauge read <u>8.28</u> ft. at <u>1.45</u> M. left . . . . . ft. at . . . . . M.
The inside gauge read <u>7.87</u> ft. at <u>2.00</u> M. left . . . . . ft. at . . . . . M.
The instrument read . . . . . ft. at . . . . . M. left . . . . . ft. at . . . . . M.
The instrument registered . . . . . M. at . . . . . M. left . . . . . M. at . . . . . M.
Is there enough paper on hand? . . . . . Was the clock left wound up? . . . . .
Did you correct the adjustments in any way? . . . . .

Have you made sure that pencil is down, sheet placed correctly, screw set on drum fastened and gauge working correctly, before leaving station? . . . . . Observer

-5°F @ 2:30