



B  
N  
A  
P  
S

# POSTAL STATIONERY NOTES

P  
S  
S  
G



Volume 13 Number 4

February 1996

## Marketplace

A PSN Marketplace is included with this issue . . . see page 36.

## GO Letters

So far, I've received updates from John Grace, Chris Ryan and Pierre Gauthier . . . keep 'em coming and we'll get it into an upcoming issue!

## New Postal Stationery

As promised, Canada Post released new #8 and #10 45-cent stamped envelopes on January 9, 1996 (thanks for examples received from Pierre Gauthier and Terrie Woodrow). The #8 pictures a Pileated Woodpecker (matching one of the adhesives released the same day), while the #10 has a group of three Atlantic Puffins (a mirror image of another of the adhesives). Pierre informs us that a new Aerogramme, featuring a duck, is also planned. The envelopes are very attractive, and there are two additional stamp designs available for an additional release.

The new envelopes have side-seams, rather than the cross-flaps we're used to, but the knife is not at all like the one used for the Canada92 envelopes (also side-seam). The security printing is also new for this issue, being changed to a completely stylized Maple Leaf.

## P2 Plate Numbers

Pierre Gauthier, Colin Campbell and John Aitken have recently sent photocopies of P2 with plate numbers . . . none of the never-seen numbers, but helpful in any event. Thanks! In this month's article (page 29) we'll be touching briefly on what still may be found.

## Government of Quebec Prepaid Envelopes

Examples of additional users of the Government of Quebec prepaid envelopes continue to be seen. From Andre Giguere comes a photocopy of a (#9 ?) envelope with a corner card of Régie du bâtiment du Québec.

## Greetings!

After spending the winter of 1994-1995 here in Central Pennsylvania, I couldn't help gloating a bit to my friends and co-workers back in the Chicago area about how pleasant it was, particularly the lack of snow. Well! Now I've seen snow!

Luckily, we live on high ground, so flooding hasn't been a problem right here. Nevertheless, this part of the country has suffered a terrible disaster, it can be a humbling experience to witness nature at work!

I am pleased to report that the study group continues to grow (membership list will be included next issue), but remain dismayed that so many members have had to be dropped (with this issue) for non-payment of dues.

A PSN Marketplace is enclosed with this issue; to save paper (and mailing costs) I've actually included it as a page of the newsletter. I'm completely open to discussion on this, but I'd like to drop the Marketplace and, instead, include the short ads for material wanted or for sale in the BRIEFS/SHORTS feature, which now runs in every issue. No great amount of income is generated and it's questionable whether the extra bookkeeping is worthwhile. If any member feels shorted by this (paid-ahead ads) please let me know and we'll settle up. Meanwhile, anyone who has little adlets, just drop me a line; they'll go into Briefs.

## In this Issue:

Another New Private Precancel Postcard (Gauthier) . . . .	28
Variety on Webb P9 (Campbell) . . . . .	28
The Internet, again . . . . .	28
The plates of P1 and P2 (Whitcombe) . . . . .	29
Envelope Errors (Aitken) . . . . .	34
Briefs . . . . .	35
XPRESSPOST New Look . . . . .	35
PSN Marketplace . . . . .	36


## Coming Next Issue:

- More on the Plates of P1 and P2 . . .
- Membership list
- A new AdMail user!

## Another New Private Precancel

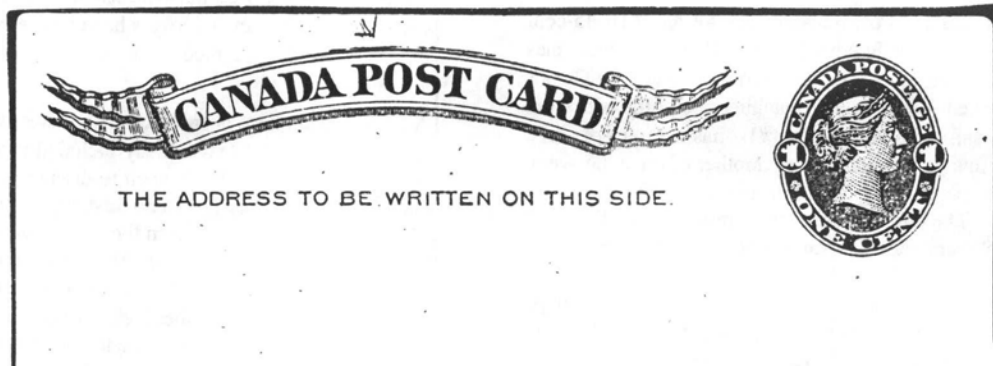
Pierre Gauthier sends along a postcard (Webb P51c) with yet another new private precancel type. The user was JOHN DALY LIMITED of (I believe) Sherbrooke. The precancel is made up of 5 thin horizontal lines (in total about 27mm across by 17mm down), note that the third line from the top is shorter, at right, than the others.

Shown is an enlargement of the stamp area.



## A Variety on Webb P9 - and the Possibilities

Colin Campbell sends us the photocopy reproduced below . . . it is a plate variety on Webb P9 (looks somewhat like a re-entry but, being a product of typography, this is of course impossible). It is nevertheless a constant variety and, when I got to thinking about it, I rounded up all the Victorian "banner" (Webb P5 - P14) cards I have, and started looking them over. Now, I don't have a great number of these cards, but I found several with flaws similar to that shown here, and several other types of constant varieties. It would be an interesting project for someone who has a fair number of these cards to identify and list what exists.



## The Internet, again

You will note that, in the box below, I have left my internet address as "swp@epix.net" . . . for the time being, that will be fine. However, my current provider may not be able to give me all the features I'll require for my job and I may, therefore, be required to switch. This is not really something I'll be looking forward to, because e-mail forwarding is a sort of hit-and-miss thing, at best. If the need arises, I'll try to arrange for some sort of overlap, and I'll keep you informed.

Steven Whitcombe

---

*Postal Stationery Notes* is the newsletter of the ENAPS Postal Stationery Study Group and is published 6 times per year. All information for future newsletters, and correspondence about the group, should be addressed to the editor: Steven Whitcombe, 334 Old York Rd., New Cumberland, PA 17070-3135, USA (e-mail to swp@epix.net)

---

## The Plates of P1 and P2

First, a correction from last issue's article . . . while describing the transposed digits of the plate 10 number, I stated that the only other plates known with only one type of plate number were 20 and 23 . . . then went on to state (correctly) that plate 13 is known with only a type I number (so, should be added to the list of plates with only one type of number!).

The layout for the last article ran longer than I had intended and it became necessary to trim some additional comments that should probably be made about the plate number record . . .

Besides the possibility that identifiable pieces of plate numbers may exist on cards from some of the other P1 plates (1, 2, 4, 5, 6, 7), there is at least one yet-unreported P2 plate number which should exist. Plate 20, which (along with plates 21 and 22) went into service near the end of December, 1880, has only been seen with a type II number, yet plates 21 and 22 both started out with type I numbers (even if they were replaced very early). It is reasonable to expect that plate 20, also, started out with a type I number . . . on the later plates, especially, the type I number placement was quite far from the cards, so finding such a card may prove difficult.

As for Type III numbers, plates 9,14,16,17,18,19,20,21,22 and 23 (besides 11 and 12) were in use in early 1882 . . . any of these could still be found with a type III number.

So, I believe there's still more to be told on the plate number story . . .

In this article we'll be looking at the layouts for the first four P1 plates -- A, B, C (3) and D. Because the illustrations are fairly large, they appear on the following four pages with all related commentary below. On the plate illustrations . . . because of the scale, many features (guidelines, guide dots, etc) have to be exaggerated . . . for example, the guide dots on the plate A subjects (page 30) have to be greatly out-of-scale to show details of doubling; the same remarks apply, particularly for this plate and plate B (page 31) to guidelines.

### Plate A

ERP: June 14, 1871

States: 10

Illustration (page 30): In the earliest first-state printings, all cutting guides (vertical and horizontal -- at the edges and between all subjects) are present and, while fairly weak, are uniform and quite visible . . . the illustration shows the plate as it appeared from mid-first state until the end of its use . . . the vertical lines are very thick except where they intersect the (now-missing) horizontal lines.

### Plate B

ERP: June 7, 1871

States: 7

Illustration (page 31): As with plate A, the very earliest first-state printings have weak but visible vertical and horizontal cutting guides, which were replaced very early with the pattern of strong rules shown (on the edges of the plate) . . . also, note that the rule segments between subject pairs 1-2 and 5-6 do not appear until the last (7th) state. Shaded areas A and C have not been seen; shaded area B has not been seen in the 7th state.

### Plate C

ERP: July 21, 1871

States: 7

Illustration (page 32): For this plate, there were no appreciable changes in the appearance of the guidelines (other than would be expected from wear) through the life of the plate. The slip in the horizontal rule between subjects 3 and 5 (023 and 025), for example, is always present; the same is true for the thick spot between subjects 7 and 9.

The plate number shown has only been seen in the later (6th and 7th) states . . . it may have been moved at that time from another location.

### Plate D


ERP: October 2, 1871


States: 10

Illustration (page 33): As with plate C, there were no major changes made to the guidelines *except the rule across the top* . . . at about the 7th state, the straight line was burnished off and the somewhat crooked line (again, exaggerated in the illustration) was cut.











In the cases of plates C and D, the vertical rules tend to be somewhat stronger than the horizontals . . . in the very latest printings the vertical rules tend to nearly disappear on some subjects; the horizontal rules, on the other hand, never get so weak as to be difficult to see.


Steven Whitcombe





3





## Envelope Errors

Recently I came across an envelope with a partial stamp impression (*ed. note: this was illustrated on page 16 -- Vol XIII #2 -- of the newsletter*). It set me to thinking about the table of envelope errors in Webb. I like the idea of pulling the items out of the regular listings, but it would be nice to have a record of what is around.

The list below follows the order of error category as given in Webb's 6th Edition (on page ix), with additional categories. The items in the list were taken from Webb's 4th Edition (the last before delisting), with additions for PSN reports (in italics) and items in my collection (boldface).

There are a couple of ambiguities . . . In PSN Volume 8, page 1, Earle Covert reports envelopes with no inside printing, but doesn't state which denomination was involved (this would be either EN120 or 121). Also, the old (4th edition) EN40c doesn't give a size (#8 or 10). I haven't included multiple tag or stamp impressions, but I suppose these could be added, too, to give a more complete picture. The multiples and blanks seem to have happened at the same time.

By the way, the catalog doesn't price mint or used items separately, but it might be interesting to know what exists used, as usually these items are assumed to be mint.

### CATEGORY

<u>CATEGORY</u>	<u>KNOWN ON (* = mint; @ = used):</u>
A. Albino:	EN3* EN4b* EN6* <b>EN6b@</b> EN8* EN8b* EN10b* EN11@ EN17@ EN27* EN28* <b>EN28@</b> EN32* EN47*
B. Double paper:	<b>EN70a*</b> EN72a* <b>EN107*</b>
C. Revalue on envelope without stamp:	EN56* EN68* EN68a* EN92* EN97d* <i>EN116*</i>
D. Revalue on back (only):	EN40* (offset) <b>EN97b*</b>
E. Revalue inverted at lower-left:	<b>EN77a*</b>
F. No stamp outside; offset inside:	<b>EN79a*</b> <b>EN82*</b>
G. No stamp outside; stamp inside:	EN26* EN28* EN32* EN45a* EN46* EN53a* EN60a@ <b>EN62a*</b> EN63* EN64* EN70a* EN71* EN71a* EN72a* EN73* EN75a* <b>EN82*</b> EN107*
H. Stamp outside and inside:	EN64*
I. Stamp outside, misplaced:	EN49a* EN60a* EN65* EN65@ EN68* <b>EN82*</b> EN89a*
J. Stamp correct, plus additional:	EN60*
K. Revalue - two or more:	EN14f* EN40x* EN69d* <b>EN104@</b>
L. Partial stamp impression:	<b>EN75@</b>
M. Envelope with inside print; no stamp or tagging:	EN89a* <b>EN89c*</b> <i>EN108*</i> <i>EN108* (tagged)</i> EN112* <i>EN120-121*</i> EN122*
N. Multicoloured - one or more missing:	EN107d* EN108* EN125*
O. Inside printing missing:	<i>EN120-121*</i>

John Aitken



## Shorts . . .

Remember the Carleton Place Hotel advertising card shown recently in PSN? The real owner has been found, thanks to alert reader **John Aitken!**

**Your editor** is still desperately seeking copies of the 2-cent Admiral UPU postcard (unused will be okay), Webb P35, to try to wrap up this plating study. I believe I still need a bunch of 'em. Same for P3, the 2-cent Victorian UK card. *Please!* Oh, I'll pay for them.

**Duff Malkin** has sent copies of revalued post cards (Webb P109) cut down to 3 x 5 inches, which were used by the Vancouver Public Library for notification that a reserved book had become available. Duff managed to obtain a couple copies of these back in 1973 (when, I gather, he was 23 years younger than he is now) – one of them by reserving a book and the other by purchasing (for 10 cents) an unused copy.

## XPRESSPOST New Look

Allan Steinhart sends along a photocopy of a page from CMS Bulletin Vol. 74 - No. 16, which I quote:

You will be seeing the Xpresspost letter product with a new look that matches the size, graphics and material of existing Priority Courier Advance Purchase Products (APPs). The new Xpresspost Advance Letter Purchase Product features:

- a stronger, more durable material,
- improved graphics, including a boxed area for the acceptance date stamp,
- postal code definitions instead of a map on the back of the envelope,
- a statement of liability.

The new Xpresspost letter product is currently only available to commercial customers through the Xpresspost 1 800 number. However, standard and pack Xpresspost Advance Purchase Products will feature the new look in the fall of 1995.

Included is a graphic which is reproduced below. The CMS bulletin is not dated (I received the copy from Allan in October, 1995), but I assume it was from sometime in the summer of 1995.

As I am preparing this, I have recently received from Peter Zariwny a listing of the old (and new) XPRESSPOST envelopes . . . this will appear in a future newsletter. Enclosed also was a photocopy of one of the new small regional envelopes (used in STAND OFF, ALBERTA on Dec. 13, 1995). It is somewhat similar to the graphic shown below (which may be of a different size envelope).

**Postal Code definitions /  
Définition des secteurs par code postal**

**Place your acceptance date stamp here /  
Placer votre apposition du timbre à date ici**

**REGIONAL / REGIONALE**      **PAID/PAYÉ**

**GUARANTEED  
GARANTÉ**

**XPRESSPOST**

MAIL PERMIT NO. 100000

**REGIONAL / REGIONALE**

FOR SERVICE CALL  
1-800-565-5680  
NUMÉRO À COMPOSER POUR LES SERVICES

STAMP ACCEPTANCE DATE HERE / PLACER LA DATE DE VOTRE TIMBRE À DATE ICI

# PSSG MARKETPLACE

WANTLIST CANADA: Only in very fine condition, mint or used, up to 10 copies per card needed (offers in brackets):

- 1930 sepia views: Golf (C\$ 25.-), Lighthouse (C\$ 15.-)
- Railway cards depicting themes: Hunting, Fishing, Trams, Trains, Bicycles (120% Webb)

Dr. Steinkamp, Wesselstraat 1A, 2000 Hamburg 65, Germany

FOR SALE an indepth stock of Canadian Postal Stationery maintained at all times. Your want lists solicited.

Bill McCann, 170 Dixon Road,  
Weston, ON M9P 2L8

CANADA WEBB P35, unused, wanted in some quantity, for plating. Please write first.

Steven Whitcombe, 334 Old York Rd,  
New Cumberland PA 17070-3135

CANADA WEBB P3 wanted, prefer unused. I can still use 50 to 100 copies, for plating. Some other engraved cards also needed. Please write first.

Steven Whitcombe, 334 Old York Rd,  
New Cumberland PA 17070-3135

EXCHANGE 1964 & 1967 Spring & Summer Eaton's cards for similar. Also six varieties of 1949 Bond issue cards.

J.C.Campbell, 303-1260 Raymer Ave  
Kelowna, BC V1W 3S8

I WISH TO PURCHASE copies of the letter cards L1-L8 used with printed bank forms between August, 1897 and May, 1898. Please write stating price to:

Robert Lemire, Box 2124,  
Deep River, ON K0J 1P0

IN THE FUTURE all small ads (which are not blatantly commercial) will be run at no cost in the **Briefs/Shorts** section. Just drop a line to the editor. Ads which *are* blatantly commercial will still be accepted as well at \$1.00 per insertion. They will be on the last page of each issue.