

Volume 6, No. 3

August 1987

THE ESSAY HEADINGS ON WEBB P27

In PSN Vol. 6, pg. 6 we mentioned two heading essays on Webb P27 that differed from those shown in PSN Vol. 3, pg. 44. Thanks to one of our members we can now show these headings.

THE CHRISTMAS SEAL CARDS

Editor's Note: For many years Christmas seals have been sold in Canada. These labels are sent unsolicited to most addresses. The recipient is asked to make a donation and to use the seals on their Christmas mail. Initially the proceeds from the sale of the seals was used in the fight against tuberculosis, although in recent years research and treatment of other lung diseases have also benefitted. The postal stationery interest in the Christmas seal sales comes from the fact that post cards, usually precancelled post cards, were used during the 1950's and 1960's to remind people that their donation for the seals had not yet been received. Two reminder notices were generally sent. Each provincial association used the same basic cards, but cards from Quebec are known printed in French. No cards from groups in Prince Edward Island or Newfoundland have been reported. A listing of the Christmas seal cards has been compiled by George Manley, and the first section is presented below.

* Postal Stationery Notes is the newsletter of the BNAPS Postal Stationery Study Group, *
 * and is edited by Robert Lemire. All information for the newsletter, and *
 * correspondence about the study group, should be addressed to Robert Lemire, Box 549, *
 * Pinawa, MB, Canada ROE 1L0. *

1ST REMINDER NOTICE - DATED ANNUALLY

Xmas Year	Webb No.	Colour	AB	BC	MB	NB	NS	ON	QC	SK
<u>K.G. VI 1¢</u>										
1950	P66	red						x		
<u>K.G. VI 2¢</u>										
1951	P75a	red	x	x		x		x	*	x
1952	P75a	magenta			x					
		salmon red						x		
	P75di	magenta	x	x						x
	P75dii	magenta	x	x				x		
		salmon red						x		
1953	P75dii	red	x	x	x	x		x		
1954	P75dii	green	x					x		
<u>Q.E. II 2¢ - 1st Karsh Issue</u>										
1954	P83c	green	x	x	x	x		x	*	x
1955	P83a	red	x		x	x		x		
	P83c	red	x	x			x	x	*	
1956	P83a	red		x	x			x		
	P83c	red	x				x	x	x	
1957	P83a	red	x	x	x	x		x		
	P83c	red					x	x		
1958	P83a	green		x		x	x	x		x
	P83c	green						x	x	
1959	P83a	green				x		x		
	P83c	green					x			
<u>Q.E. II 2¢ - 2nd Karsh Issue</u>										
1960	P91a	green	x			x		x		
1961	P91a	blue			x	x	x	x		
1962	P83a	blue					x			
	P91a	maroon			x			x		
1963	P91a	red						x		
<u>Q.E. II 3¢ on 2¢</u>										
1964	P96a	blue	x			x		x		

NOTES: x card in English reported or in my collection
 * card in French reported or in my collection


P75di - perforated top and/or bottom and on one side
 P75dii - perforated top and/or bottom only

magenta - deep red or blood red
 salmon red - pale red, pink or orange-red

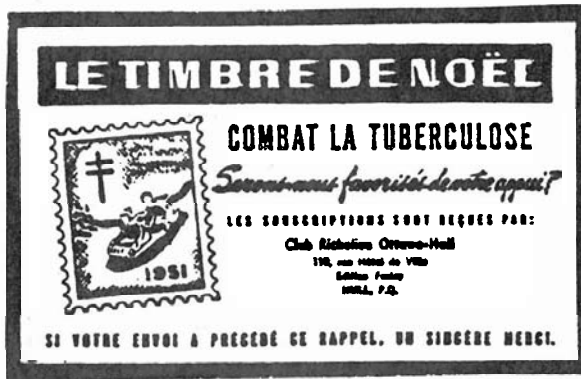
George Manley



1950, red, P66



1951, red, P75a



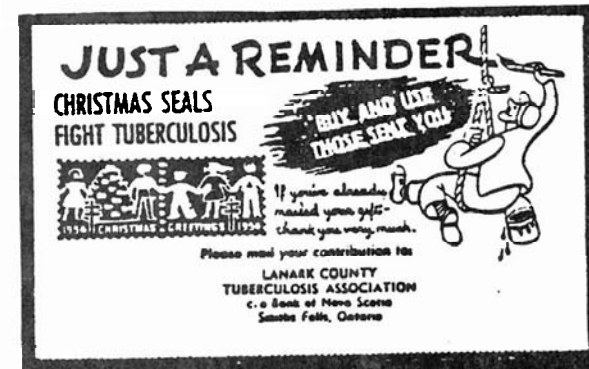
1951, red, P75a



1952, red, P75a and P75d



1953, red, P75d



1954, green, P75a and P83c




1954, green, P83c



1955, red, P83a and P83c



1955, red, P83c



1956, P83a and P83c



1957, red, P83a and P83c



1958, green, P83a and P83c



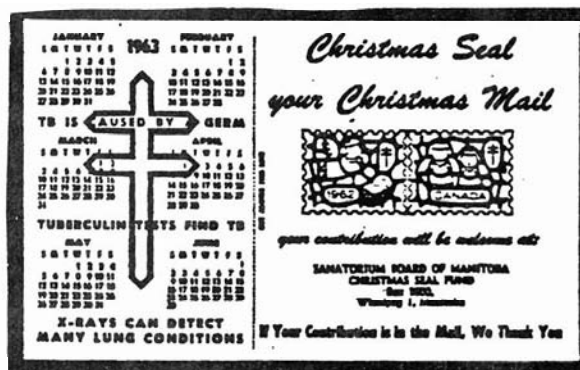
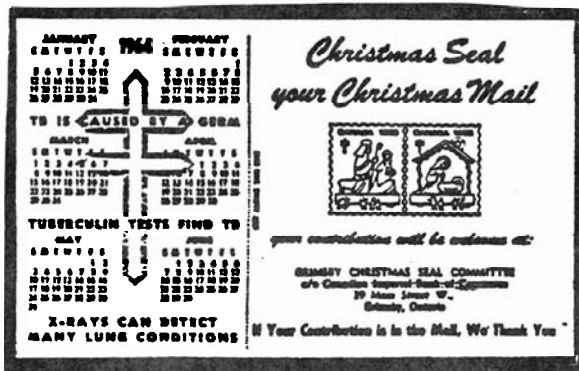
1959, green, P83a and P83c



1960, green, P91a



1961, blue, P91a

1962, blue, P83a
maroon, P91a

1963, red, P91a



1964, blue, P96a

NEW EDITION OF WEBB'S DELAYED

The publication of the new (5th) edition of Webb's Postal Stationery Catalogue has been delayed. The catalogue is now expected to be available in September or October of this year.

MORE ON THE ARCH ISSUE SEPIA VIEW CARDS

In the last issue of PSN we discussed the photographs on which these views were based. However, there are some other interesting features of these cards. First of all there are presentation books. As described in Boggs' (Vol. 1, pg 552) the books contain twenty-two uncut sheets of cards, with four cards per sheet. All cards occur at least once, but some two or three times. The frequency of the appearance of a card in the booklet appears to bear no relation to the scarcity of the card as issued. For example, views 304, 305, 306 and 307 occur only once on the same sheet. Views 306 and 307 are quite common but 304 and 305 are among the scarcest views. Earle Covert reports one presentation book has blue cardboard covers, a second has brown covers with a coat of arms and CANADA/1932/Post Cards/Cartes Postales printed in gold in four lines.

There were posters prepared to advertise the cards. Earle reports that these were printed in blue. One poster is known with the Quebec views, another with the British Columbia views. Views, printed on the normal card stock for the issue, were glued to the posters. However, the cards on the posters are apparently from the printer's scrap, and are not the regularly issued cards. It is not known if only two types of posters (one English and one French) were prepared, or if posters were prepared showing the cards of each region.

THE EDWARD ENVELOPE DIE PROOFS

The dies for the first King George V envelopes were produced by Allan G. Wyon, the medalist, of Thomas De La Rue & Company. The proofs, shown in Figure 1, are on paper 5" (127mm) square. The paper has an intricate watermark with overall dimensions 150mm x 135mm (shown reduced in Figure 2). The dies were approved on October 22, 1915.

Horace Harrison








Figure 1 - Die Proof Impressions



Figure 2 - Watermark (reduced)

THE NEWFOUNDLAND AND QUEENSLAND REPLY LETTER CARDS

In the last issue of PSN Bill Walton described the similarity of the Newfoundland reply letter card and the one issued shortly before by Queensland. The two items (reduced) are shown below.



Newfoundland
Webb L1

Queensland
Higgins & Gage A6

STUDY GROUP MEETING AT BNAPEX'87

The Postal Stationery Study Group will hold a meeting on Saturday September 19th at 1:30 p.m. in Room B of Rodd's Royalty Inn, Charlottetown, P.E.I., in conjunction with BNAPEX'87. This year my job makes it impossible for me to attend; however, Earle Covert has agreed to chair the meeting. The BNAPS conventions are always great fun and if you can possibly make it to Charlottetown I am certain you won't regret it.

Robert Lemire

A COLOUR ERROR

Not very many different Canadian envelopes were printed to special order after the end of the Centennial Issue. The new "wrap-around" impression of the Fisher design meant users could no longer have a stamp impression added to small quantities of odd size envelopes. The stamp impression was printed before the envelopes were folded. Therefore, only if large quantities of envelopes were to be prepared could special order envelopes be economical. Indeed, Canada Post instituted a large minimum order for special order envelopes.

With total control over the preparation of the special order envelopes, one would suppose there could be no more errors in the colour of the stamp impression (such as occurred with the Sony sheets (Webb EN562)). This was not the case. Study group member Dennis Cottin noticed that the 10¢ envelopes used by the Ministry of Social Affairs in Quebec (Webb EN570) could be found in two distinct shades. Most of the envelopes were printed in the red and blue shades used on the regularly issued envelopes, but some were printed in orange and blue. The difference in the shades is a little less marked on the kraft paper of the special order envelope than it would be if the impressions had been printed on a white paper, but it is still quite noticeable. Dennis then contacted Canada Post and they confirmed that the orange shade was indeed an error in colour that was corrected in later printings.

STUDY GROUP ROSTER UPDATE

This is a list of members who have joined the study group since November 1986. This list is not attached to copies of the newsletter sent to libraries other than the BNAPS library.

Bill Pawluk, P.O. Box 143, St. Vital Stn., Winnipeg, MB, R2M 4A5
I. Oelgart, 202 Brook Hollow, Hanover, NH 03755, U.S.A.
A. Beecham, 205 Hilda Ave., Apt. 1808, Willowdale, ON, M2M 4B1
R.S. Traquair, 53 Summerhill Ave., Toronto, ON, M4T 1A9
W.J. McCann, 170 Dixon Rd., Weston, ON, M9P 2L8

RESIGNED

Gordon M. Hill