
B
N
A
P
S

POSTAL STATIONERY NOTES

P
S
S
G

Volume 6, No. 1

March 1987

Without an index many interesting older articles would be almost impossible to find. The Postal Stationery Study Group is again indebted to Steven Whitcombe who has prepared the enclosed index for Volume 5 of the "Postal Stationery Notes".

MORE UNUSUAL TAGGING PATTERNS ON THE 32¢ ENVELOPES

Pierre Gauthier has sent along copies of two more envelopes with tagging patterns similar to those described in the article in PSN Vol. 5, pg. 33. One envelope has three bars (one long and two short), the other two bars (one long and one short). The horizontal spacing of the bars is identical to those described earlier, however the vertical alignment is different. For example on Pierre's 3-bar envelope the base of bar two (see Figure on PSN Vol. 5, pg. 33) is 1.5mm above the base of bar 3. On my copy the distance is 3mm.

Pierre's copies are from a large stock of commercially used envelopes and were mailed from widely different locations. Thus, it now appears unlikely that the envelopes were "manufactured" by a collector. Pierre notes that the large bar in the normal position (bar 1) corresponds exactly in size to the tagging usually applied to envelopes of the period, and suggests the extra bars may have been part of a deliberate experiment. This is possible, however, if the extra bars were applied intentionally, it is not clear what their purpose would have been. Therefore, the puzzle remains unsolved.

Robert Lemire

WHO HAS P18b ??

Our request in the last issue of PSN for information on P18b has only brought reports of two unused copies. Also, the copy dated May 2, 1898 has now been confirmed as having been used in Montreal. No new ERP for P18 was submitted. One member has seen a cut-down piece from a sheet of P18b cards showing parts of two copies. Please check your copies of P18b (and P18) and send reports.

* Postal Stationery Notes is the newsletter of the BNAPS Postal Stationery Study Group, *
* and is edited by Robert Lemire. All information for the newsletter, and *
* correspondence about the study group, should be addressed to Robert Lemire, Box 549, *
* Pinawa, MB, Canada R0E 1L0. *

SPECIAL REGULATIONS FOR THE EVALUATION OF POSTAL STATIONERY EXHIBITS
AT FIP EXHIBITIONS

Sometimes we have difficulty defining postal stationery. Even more often there is difficulty in explaining postal stationery at philatelic shows (especially to judges). Now the FIP, the body governing international shows, has produced a new set of rules for evaluating postal stationery exhibits. The main articles are shown below. Not everyone will agree with these regulations, but at least they are useful guidelines as to what may be expected by judges (and what should be expected from them!!). The General Regulations for judging FIP exhibitions (GREV), effective from Jan. 1, 1988, have recently been published in the Canadian Philatelist (Vol. 38, No. 1, pg. 55 (1987)).

Article 1: Competitive Exhibitions

In accordance with Article 1.5 of the General Regulations of the FIP for the Evaluation of Competitive Exhibits at FIP Exhibitions (GREV), these Special Regulations have been developed to supplement those principles with regard to postal Stationery. Also refer to Guidelines to Postal Stationery Regulations.

Article 2: Competitive Exhibits

A postal Stationery exhibit should comprise a logical and coherent assembly of postal matter which either bears an officially authorized pre-printed stamp or device or inscription indicating that a specific face value rate of postage has been pre-paid (ref. GREV Art.2.3).

Article 3: Principles of Exhibit Composition

A Postal Stationery exhibit should be arranged using appropriately chosen unused and/or postally used items of postal stationery from a particular country or associated group of territories to illustrate one or more of the categories set out below.

3.1 Postal Stationery can be classified according to either:

- 1) The manner of its availability and usage
- 2) The physical form of the paper; or
- 3) The postal or associated service for which it is intended.

3.2 The manner and availability and usage may be defined as follows:

- 1) Post Office Issues:
- 2) Official Service Issues:
- 3) Forces (Military) Issues:
- 4) Stamped to Order (Private) Issues:
Stamped stationery bearing stamps applied with postal Administration approval and within (sic) specified regulations but to the order of private individuals or organisations.

- 3.3 The physical form of the paper or card on which the stamps etc. has (sic) been printed can be sub-divided as follows:
- 1) Letter sheets including Aerogrammes
 - 2) Envelopes including Registration envelopes.
 - 3) Post Cards.
 - 4) Letter Cards.
 - 5) Wrappers (Newspaper Bands).
 - 6) Printed Forms of various kinds.
- 3.4 Postal Stationery has been produced for a variety of postal and associated services including the following:
- 1) Postal: Surface-local, inland, foreign; Air-local, inland, foreign.
 - 2) Registration: Inland, foreign
 - 3) Telegraph: Inland, foreign
 - 4) Receipt of Miscellaneous Fees etc.; Certificate of posting of letters parcels; Money Orders; postal orders and other documents bearing impressions of postage stamp designs etc.
- 3.5 Formula items sold bearing adhesive stamps, covering the relevant country, may be included.
- 3.6 Postal Stationery exhibits should normally be of entire items. Where certain items are very rare in entire form or are only known to exist in cut-down (cut-square) form they would be acceptable as part of an exhibit as would a study for example of variations in the stamp dies used or those with rare cancellation etc. The use of postal stationery stamps as adhesives could also be properly included.
- 3.7 Essays and proofs whether of adapted or rejected designs can also be included.
The plan or concept of the exhibit shall be clearly laid out in an introductory statement which may take any form, (ref. GREV, Art. 3.3)

Article 4: Criteria for Evaluating Exhibits
(ref. GREV, Art. 4)

Article 5: Judging of Exhibits

- 5.1 Postal Stationery exhibits will be judged by the approved specialists in their respective fields and in accordance with Section V (Articles 31-47) of GREX (ref. GREV, Article 5.1)
- 5.2 For Postal Stationery exhibits, the following relative terms are presented to lead the Jury to a balanced evaluation (ref. GREV., Article 5.2)
- | | |
|--|----------|
| 1) Treatment and Importance of the Exhibit | 35 |
| 2) Knowledge and Research | 35 |
| 3) Condition and Rarity | 25 |
| 4) Presentation | <u>5</u> |

ADDITIONS AND CORRECTIONS TO THE LIST OF
THE CANADIAN PRECANCELLED POSTAL STATIONERY ENVELOPES
USED DURING THE REIGNS OF K.G. V AND K.G. VI

pg. 1, USERS first entry under Toronto should read:
Suite 504, Northern Ontario Building

pg. 4, new entry (for imprint see addition to page 17, below)
EN502-40a 9 x 4 1/8 P/S Fl 1 or.
Can 1 (Ham) Tuckett Limited U

pg. 4, added state
EN502-40a 9 x 4 1/8 P/S Fl 1 or.
Per2a Henry K. Wampole 1/ PS,U

pg. 7, correction
EN519-10a (6 1/2 x 3 5/8) P/S Fl 2 bl.
entry Tor3a unknown should be Tor 3b unknown

pg. 8, added state
EN522-10a #8 (6 1/2 x 3 5/8) P/S Fl 3 bl.
Ham 3 Central Finance Corp. SO,U

pg. 8, added date
EN522-10a #8 (6 1/2 x 3 5/8) P/S Fl 3 or.
Tor 3a green Catholic Church Extn. 2/ Dec. 27, 1933

pg. 9, added date
EN522-10a (6 1/2 x 3 5/8) P/S Fl 3b bl.
Tor 3a Marks Stamp Co. 7/ Oct. 22, 1944

pg. 9, added state
EN522-35k P/S Fl 3c bl.
Ham 3 Hamilton Auto Parts blue SO,U

pg. 10, new entry (for new precancel type "bar 17" see addition noted below for page 12)
EN522-45b 10 3/8 x 4 1/2 cross flap. PPS
insert as the third item:
bar 17 as above -7-36 3/ manila Aug. 7, 1936 U

pg. 11, earlier date
EN525-40c #10 (9 1/2 x 4 1/8) Tab, round
entry for Marks Stamp Company, date should be May 27, 1939

pg. 12, new precancel type

bar 17
37mm x 16mm



pg. 17, add the imprint



Tuckett Limited

pg. 22, correction

for Dawson Subscription Service Ltd., the length of advertisement (B) is 96 to 98mm

George Manley

UPDATES TO THE ERP LIST

A very sparse list of updates to present in this issue. Thanks go to Horace Harrison, Mark Arons and Bill Pawluk.

P18b Jan. 28, 1898 P21 Aug. 5, 1898

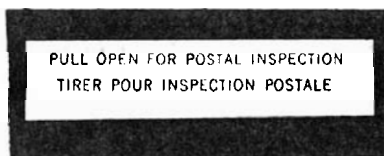
Update to the CNR Card ERPs
CNR-D2a Nov. 28, 1932

Bill Walton

THE 3¢ #8 CAMEO ISSUE ENVELOPES - A NEWLY RECOGNIZED VARIETY

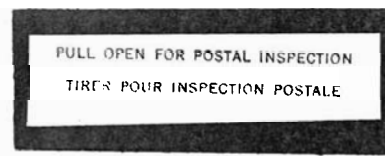
There are eight different 3¢ cameo envelopes, three #8's and five #10's, listed in the Webb's catalogue. In addition there is an unlisted gum variety on EN78. For an issue that was current for less than four years this would seem more than sufficient. However, the issue continues to provide surprises. John Aitken has discovered that there are two distinct setting varieties of the notice reading "PULL OPEN FOR POSTAL INSPECTION"/"TIRER POUR INSPECTION POSTALE".

U
T



Type A

U
T



Type B

For Type A, found on EN78, 78a, 81, 81a and 81b the vertical line of the "T" of "TIRER" is directly below the left vertical line of the "U" of "PULL". For type B, found on EN81b and EN81c, the vertical line of the "T" falls below the curved bottom part of the "U". The two lines of text type A are closer together than for text type B. So far only envelope

EN81b (and its revalued form EN91b) has been found with both setting varieties. Can anyone find EN81a with setting type B or EN81c with setting type A ?

MORE ON A29 AND A29a

In the last issue of PSN Pierre Gauthier raised the issue of whether paper colour might be the best way to distinguish A29 and A29a. Bill Walton called to make the following comments:

- on A29/29a a wide range of blue and greenish-blue paper tones can be found.
- under a magnifying glass the grey lozenges on A28 can be seen to be formed from fine dots.
- on A29 the light grey lozenges have a random thread appearance and shading on the top wing of the plane is light.
- on A29a the lozenges are grey-black to black in colour and consist of an overinked pattern of diagonal lines. The wing shading is also darker.

After examining my own copies of P29/29a, it seems worthwhile to add the following observations to the discussion. First, the paper colours seem very sensitive to the extent of exposure to light. Second, I can distinguish the "thread" and "diagonal line" lozenge types described by Bill. However, I would need to see more copies to convince myself the shading of the lozenges and wing was changed only once, and that this change was coincident with the darkening of the grey colour. Further information and comments are requested.

Robert Lemire


MORE ESSAY HEADINGS ON P27

About two years ago (PSN Vol. 3, pg. 44) we showed examples of two heading essays on P27. In the latest John Talman auction (April 7, 1987) four copies of P27 were offered. Two bear non-standard headings that are similar but not identical to the ones shown earlier. One, showing the Ontario coat of arms and a two line heading in English, has a manuscript note "Never used. Simply a suggestion to Hon. L.C. Pelletier, P.M.G. to advertise the Provinces. George Ross". The second has a one line English heading and no coat of arms. The other two cards are blank. We hope to show photocopies in a future issue of PSN.


Robert Lemire

THE TRANSPORTATION PICTORIAL POST CARDS - LESS-COMMON VIEWS AND VARIETIES (cont. from PSN Vol. 5, pg. 56)

The first card is previously unreported. The picture appears courtesy of Wild Rose Philatelics, Box 1442 Edmonton, AB, T5J 2N5, from the catalogue of their Auction No. 22 (lot 1285). The auction will be held May 2, 1987.




Canadian Northern Railway
 (Webb unlisted, Rainy Lake, on P33a)



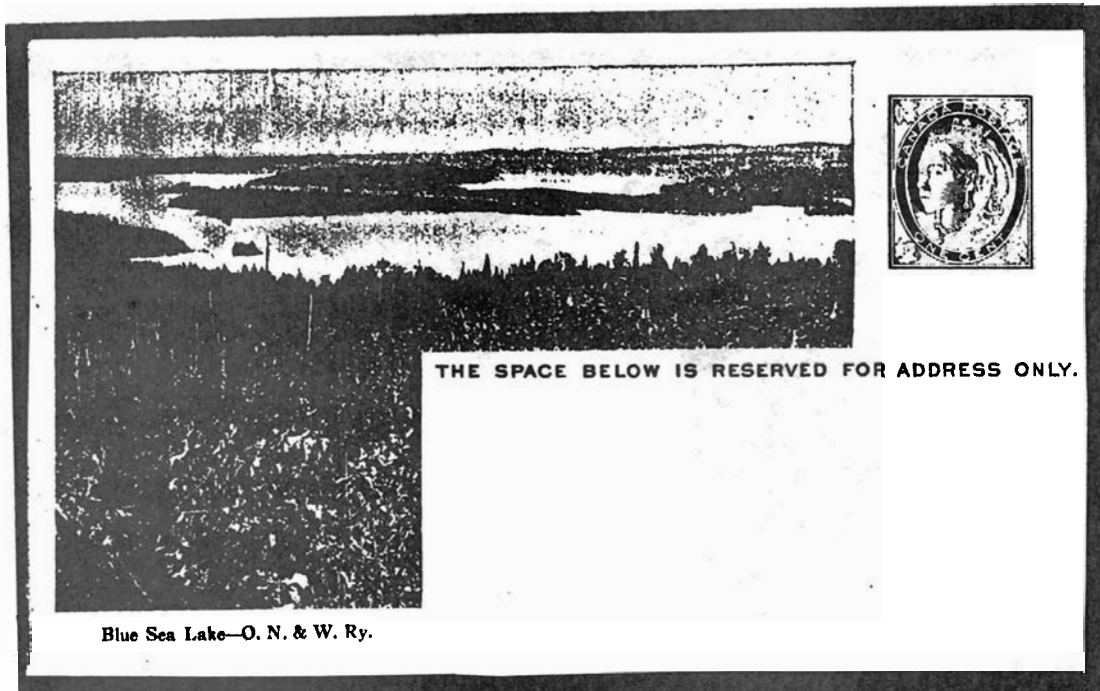
Niagara, St. Catharines and Toronto Railway Co.
 (Webb NST1, Lakeside Park on P23)




Ottawa and Gatineau Railway
 (Webb OGR1, at the Cascades)




Ottawa and Gatineau Railway
 (Webb OGR2, Blue Sea Lake)



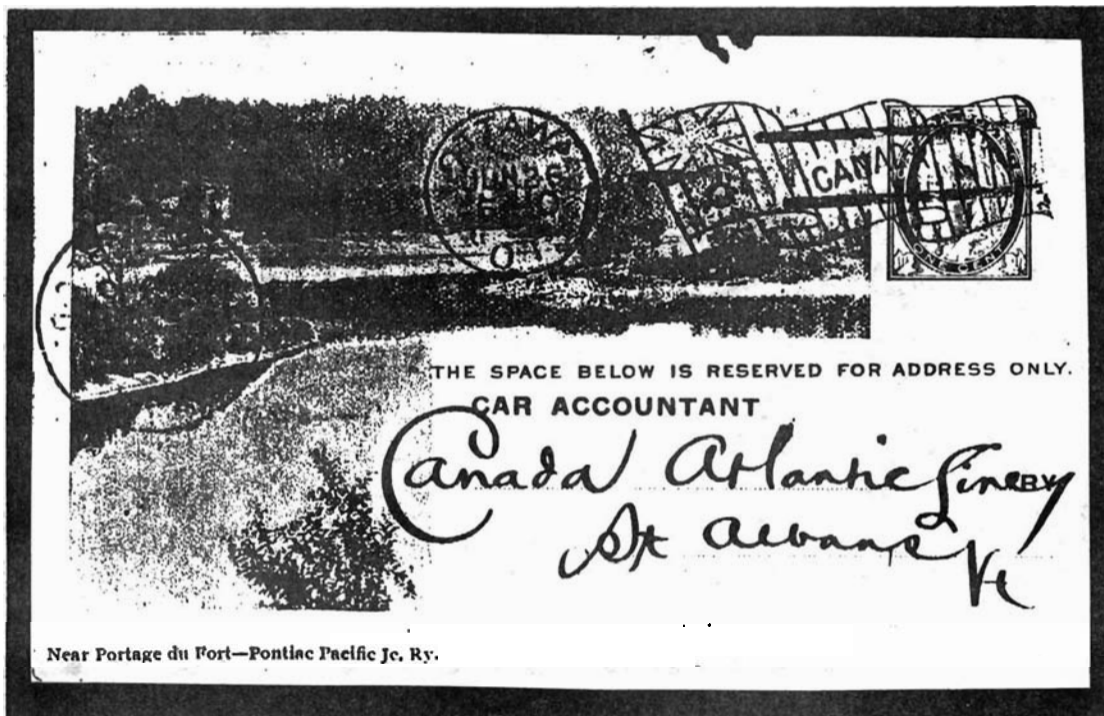
Ottawa, Northern and Western Railway
(Webb ONW1, Blue Sea Lake)



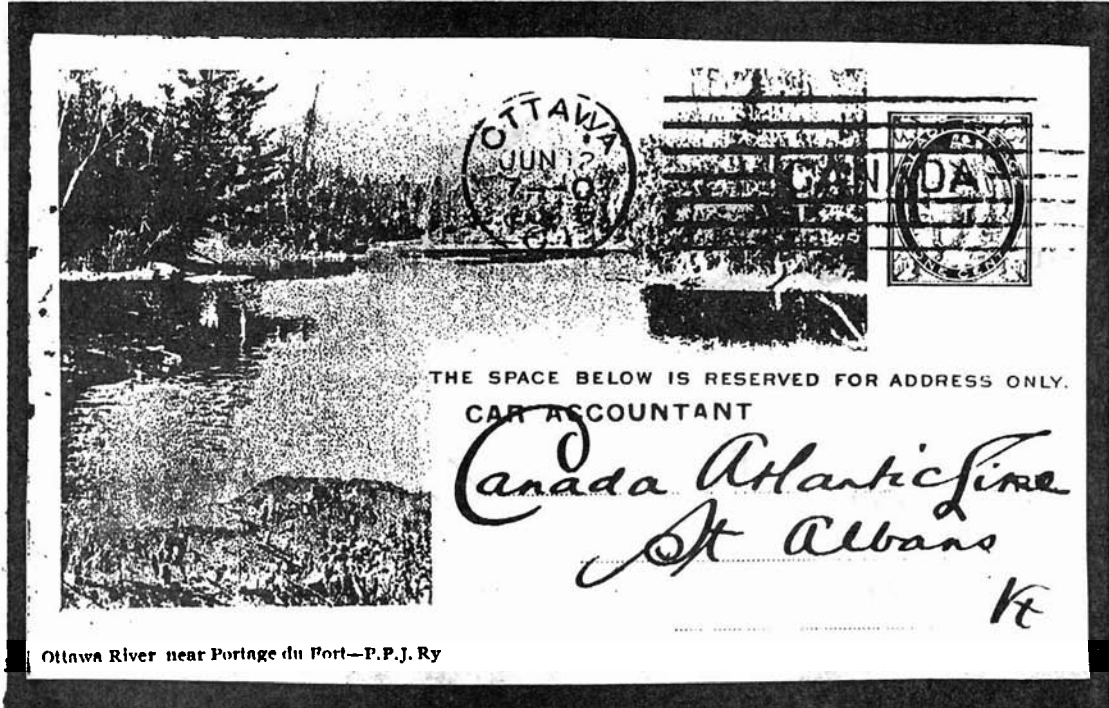
Ottawa, Northern and Western Railway
(Webb ONW3, near Kirks Ferry)




Ottawa, Northern and Western Railway
(Webb ONW4, scene on the O.N. & W.)



Pontiac Pacific Junction Railway
(Webb PPJ1, near Portage du Fort)




Pontiac Pacific Junction Railway
 (Webb PPJ2, Ottawa River near Portage)



Pontiac Pacific Junction Railway
 (Webb PPJ?, scene on upper Ottawa)

27
ALLAN LINE
ROYAL
MAIL
STEAMERS



THE PEERLESS TURBINE

FAST.
NOISELESS.
WITHOUT
VIBRATION

THE SPACE BELOW IS RESERVED FOR ADDRESS ONLY.


*Wm. Greig Brett Co.
Toronto*

Dec 29, 1908

1584

Allan Steamship Line
(Webb ASL?)

ALLAN LINE
ROYAL
MAIL
STEAMERS



RECORD PASSAGE, LIVERPOOL TO MONTREAL, 6 DAYS, 15 HOURS, 3 MINUTES

THE PEERLESS TURBINE

FAST.
NOISELESS.
WITHOUT
VIBRATION

THE SPACE BELOW IS RESERVED FOR ADDRESS ONLY.

Dec 29, 1908

Allan Steamship Line
(Webb ASL3, record passage)