

THE BNA PERFORATOR

Published by The British North America Philatelic Society - The BNA Perfans Study Group

Volume 26, Number 1

Whole # 125

First Quarter, 2005

Hi fellow collectors, it is with deep regret that I must report the passing of longtime member, collector and researcher, Mark Fennell. I received a note from Dean Mario in early February indicating that Mark has passed away on January 26 after a short battle with cancer. Ever the collector, Mark had been making purchases of new perfin items for his collection up until Christmas. I spoke with Mark on a fairly regular basis and we managed to exchange a bit of material over the years. I'm happy to say that several of the nicer items in my Newfoundland collection came via Marks willingness to trade. As an avid researcher Mark constantly produced material for the Perforator and it is here that his efforts will be greatly missed. As well, Mark was a past Chairman of our study group and maintained an active role as our publisher for the last few years. Things will not be the same without him.

Unfortunately this brings up the subject of what actually happens to a collection when the owner passes on. All too often no provisions have been made to dispose of a collection in a way that is most beneficial to the family. Generally no one in the family is interested in collecting and they have absolutely no idea of what the collection is worth in dollars and cents. One of two things will probably happen. Either the material will sit in some closet or storage space and be forever lost to the collecting world or it will be sold to the first person who happens along for a mere fraction of its real worth. In either case the family loses an opportunity to properly dispose of the material. Please take the time to leave details on how your loved ones can properly deal with your collection once you are gone.

You probably noticed the lack of a second issue for 2004, this was due entirely to the lack of available material, without material there is no newsletter. This issue contains Auction # 22 Prices Realized and a great article by Conrad Tremblay on Pattern S7, The Shawinigan Water & Power Co. Thanks to Conrad I have material for two more issues and a promise of more to follow in the form of a complete update of his "Canadian Perfins by Position" listing.

WANT AD: Wanted a Publisher for the Perforator. Duties would consist of having the newsletter printed and mailed. Mailing labels will be supplied by our Secretary, Steve Koning. Please drop me a line if you are interested. Email: barry.senior@nf.sympatico.ca

NOTE: Jon Johnson has informed me that he is still working out the details of publishing the newest edition of the perfin handbook. He is hopeful that it will be complete this year and is making every effort to see that this happens.

Chairman/ Ed
Barry Senior
4 Whiteway Pl
Clareville, NL
A5A-2B5

Sec/ Treasurer
Steve Koning
1401 Hwy 62
Bloomfield, ON
K0K-1G0



Pattern S7
The Shawinigan Water & Power Co.

by Conrad M. Tremblay

This is an answer to the article published in the "PERFORATOR" No.124 (first quarter 2004) by Russell D. Sampson titled "Some Perfin Puzzles - the lost pin of that pattern S7.

Looking at my collection I decided to present this article for the benefit to all the Perfin Study Group members.

The listing of canadian stamp issues besides each of the three illustrations (showing a complete or incomplete patterns) deserve to be carefully scrutinized by everyone. Following are some of the questions to be answered, questions that came to my mind:

- What was the life-span of that single-die perforator?
- When the first pin of the pattern disappeared?
- When was the pattern with 3 missing pins showed up?
- Was the one-die perforator repaired and when?
- or was it simply replaced by an other perforator?
- and finally, is it possible that 3 single-die perforator were in operation during that same period between 1923-1927 ?

But first, I have to explain why the illustration of the S7 pattern shown in "The Fourth Edition of the "Canadian Stamps With Perfin Initials" has one pin hole missing.

In the early 1980's at the time the authors of the perfin handbook - J.C. Johnson and G. Tomasson - were gathering informations and copies of the patterns to be illustrated for publication, I worked then as a "film stripper", a trade to prepare the artwork, articles and photos ready for printing, giving me access to specialized equipment for contact printing on film or paper. I offered John my services to supply the patterns I could for the handbook. At that time, my relatively small collection did not have the rare "A" or "B" rated perfins nor a complete pattern of the S7.

Now, to study a perfin pattern, the best way is to enlarge it 4 or 8 times. Then it really shows the imperfections of the punched holes and it could even reveals the fakes or forgeries in some cases.

This is only a preliminary report with lots of observations , facts and allegations. Only after reports of your S7 perfins in your possession, giving me a list of issues, the perfin position for each one, the cancels found a photocopy of the backside of the stamp showing the pattern and your comments, only then will I be able to finalize this study.

When referring to any one of the 3 illustrations I will call them S7a, S7b or S7c to better identify and study each of the pattern, complete or with one or three missing pins.

GENERAL OBSERVATIONS:

- 40% of the perfins studied are cancelled from Montreal - head office of the company. Most of these cancels are the duplex "D", complete or partial impression.

- The perfin groups S7a and S7b together represent approximately 1/2 of the total of the number perfin studied (or 28/57).

- S7c, incomplete die with 3 missing pin holes was used for the longest period of times, between 1923 to 1927 - 5 years with 29 perfins out of the total of 57.

S7a - Complete pattern
found in the different issues: 15 perfins of 57 total

107b-3 (single from booklet No.9)

107i-1

107ii-3, 107ii-5

108-7

108i-7 vert.pair, 108i-7 dupl.

108ii-1


108iii-3, 108iii-5

109-1

109ii-7

122-5

112i-5



S7b - Pattern with
3 holes missing: 13 perfins of 57 total

107-1, 107-8 vert.pair

107ii-5

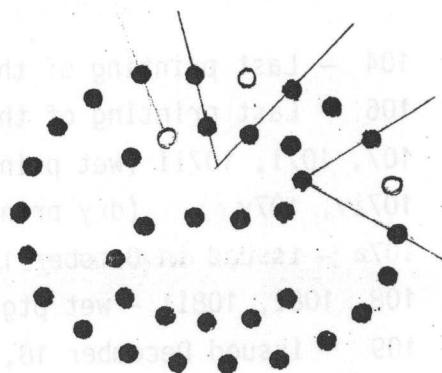
107ci-3 (single from booklet No.6)

109-2, 109-3

109a-8 (single from booklet 8 or 10)

109ii-2, 109ii-3, 109ii-4

112-3/5 mirror pair.



S7c- Pattern with
1 hole missing: 29 of 57 total

107a-1, 107a-5, 107a-7

107ii-1

107iv-1, 107iv-3

107v-3, 107v-3X, 107v-5, 107v-7X

109-3, 109-7

109i-1, 109i-3, 109i-5, 109i-5X, 109i-5X dupl., 109i-7

109ii-7X

112ii-3, 112ii-7X

112iv-1, 112iv-3, 112iv-5, 112iv-5X, 112iv-7, 112iv-7 diagonal punch

118-7

144-7.

References:

Canadian Stamps with perforated Initials
Unitrade Specialized Catalogue of Canadian Stamps
The Admiral Issues by Marler.

Number of stamps perforated by each of the 3 patterns (S7a, S7b, S7c)
in the 6 different issues studied here.

S7	107	a	b	ci	i	ii	iv	v	108	i	ii	iii	109	i	ii	112	i	ii	iv	118	144	Total
a					1	2			1	3	1	2	1		1	1	1	1				15
b	3					1							3		4		2					13
c		3	1	1		1	2	4					2	6				1	6	1	1	29
Total	3	3	1	1	1	4	2	4	1	3	1	2	6	6	5	1	3	2	6	1	1	57

ISSUE DATES OF THE STAMPS STUDIED SO FAR:

Catalogue Nos. are from the "Unitrade - Specialized Catalogue of Canadian Stamps

104 - Last printing of this issue was 1920. Exact date unknown by me.

106 - Last printing of this issue was between 1923 and 1925.

107, 107i, 107ii (wet printing) were issued June 6, 1922.

107iv, 107v (dry printing) " " between 1923-1925. (Used in 1925-26)

107a - issued in October 1924.

108, 108i, 108ii - wet ptg. August 6, 1918 - 108iii dry ptg. August 6, 1923.

109 - issued December 18, 1923 - 109i in 1924 - 109ii in 1923 - 109a in 1923.

112 issued 02/02/22 - 112i 12/10/23 - 112iii 02/12/24 - 112iv issued in 1925

118 issued August 1, 1925.

144 issued June 27, 1927.

EARLY and LATE usage of the pattern S7a-b-c:

S7a complete pattern - Earliest issue date: Aug, 6, 1918 (no. 108)

- Latest " " October 1924 (No. 107a)

S7b with 3 holes missing - Earliest: June 6, 1922 (No. 107)

- Latest :October, 1924 (no. 107a)

S7c with one hole missing: Earliest: June 6, 1922 (No. 107)

Latest : June 29, 1927 (No. 144).

Mike Dicketts sends in notes on S.4 and 03 which are interesting. The relationship between 03 and 04 should provoke some comments.

S.7




FIG. 1



FIG. 2



FIG. 3

Fig. 1 shows four complete or partial strikes of S.4 on a vertical pair of Scott #107. These are cancelled with two of the familiar Montreal Duplex "D" within a ten bar killer. Only a portion of the c.d.s. shows, so that the date is missing. However, the cancel is further evidence in support of locating Shawinigan's office in Montreal. Of further interest is the fact that close examination reveals that all four impressions of the Perfin die are spaced differently on the stamps, and that three show a missing pin at the same location in the oval. This strongly suggests that S.4 is a single die perforator. Perhaps others have material which confirms this opinion?

REMARKS:


S7 type a only found on 1924 issues or earlier.

The U.S. pattern S12 (PF A) shown in their catalogue is complete. Can anybody tell me if the G.B. pattern is also complete?

I did not see any of the following issues -104-106-111-112a-119-120:
all of them must be of the type a- being issued before 1923.

S7 type b is the only type to punch the stamps sideways in positions 2, 4 and 8. 6 of the 13 found of this type show these positions.

S7 type c The only group with double patterns or impressions;
8 perfins of the 29 found of this type.
Even the vertical strip of 4 I just found has a double punch.



QUESTION:

Can a single-die perforator place the pattern reading up right on a vertical strip of 4 or in a vertical pair? Anybody with an answer...?

CANCELS FOUND ON THE S7

	<u>Earliest cancel</u>	<u>Latest cancel</u>
On the pattern S7a (complete:	December 9, 1923	...1924.
S7b (less 3 holes	January 26, 1924	in 1926/1927.
S7c (less 1 hole	...1924	November 29 1926

Note: The 3 types of S7 were cancelled in Montreal between 1924 and 1926.

Other cancels:

S7a - 107i-1 - Montreal duplex cancel, the dater showing 1924.

108-7 - Cancel "Coutts" n-145 used in Montreal between 1923-1925.

108i-7 vert. pair - Same cancel as 108-7.

108ii-1 Cancel December 9, 1923.

S7b - 107-8 vert. pair - Cancel Montreal December 22, 1924.

107ii-5 Cancel " January 26, 1924.

109-2 Coutts No. F.15 used in Montreal between 1924 and 1927.

109-3 " N.145 " " " " 1923 and 1925.

109-8 Cancelled Montreal Wednesday March 26, 1924.

109ii-4 Coutts No. N.145 used in Montreal between 1923 and 1925.

109ii-7X " " H.383 " " " " 1926 and 1927.

S7c - 107a-5 Cancelled 1924 (107a was issued October 1924)

107b-1 1924 Montreal duplex.

107ci-5 Montreal roller.

107ii-1 Coutts F.20 used in Montreal between 1924 and 1927.

107iv and 107v Dry printing - Used between 1925 and 1926.

109-5 Cancelled 1925.


112iv-1 Cancelled 1926.

112iv-5 Cancelled November 29, 1926.

112iv-7 Cancelled 1926.

If you still belong to the BNAP'S Perfin Study Group, I need your help. The best way to help me is to send a photocopy of your collection and duplicates. It will show what I need to carry on with this study. Pairs and strips of that pattern is specially needed for plating. THANKS !

Conrad M.Tremblay, 1563 Papin, L'Assomption, Qc, J5W 5H9, Canada.




107-1

-8

107a-1

-5

-7



107b-3

107ci-3


107I-1

107II-3

-5

-5

-1



107IV-1


-3

107V-3

-3X

-5

-7X



108-7


108I-7

-7

108II-1

108III-3

-5



109-1

-2


-3

-3

-7

109II-7X

109a-8



109I-1


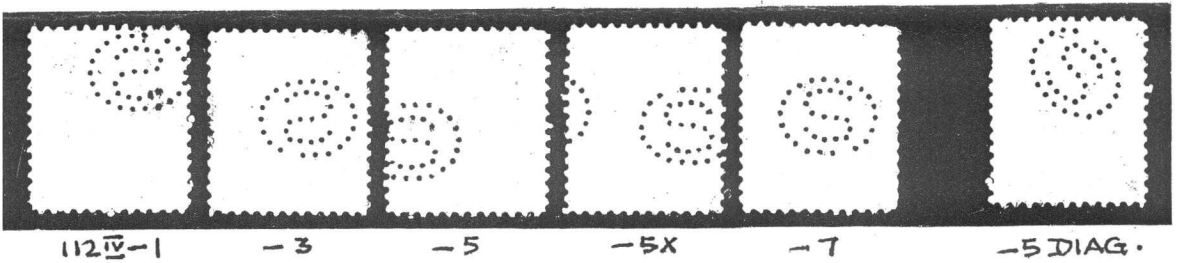


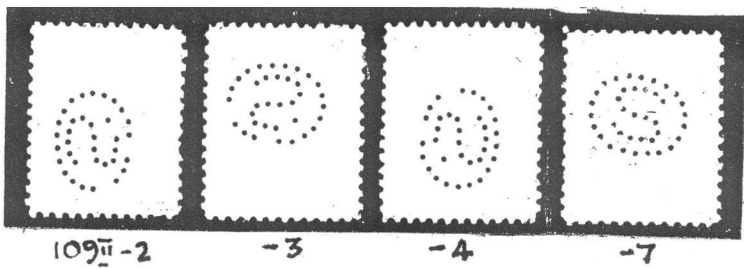
-3

-5


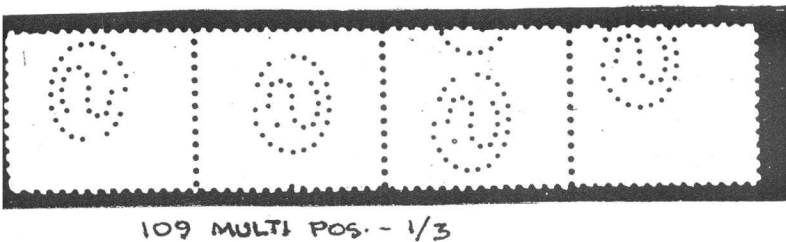
-5X

-5X

-7



Vertical strip and pair with the pattern placed differently



109 MULTI POS. - 1/3

107-8



Newfoundland Victorian Revenues

Geometric Snowflake "Cancellation"

This set of 5 was recently offered by eastern Auctions in a single lot. The estimate was Can\$2,000.00 and the lot opened @ \$2,300.00 but I have not yet heard the realization. As most of you know these were assumed to be cancellations but due to their rarity the circumstances surrounding their use are unknown. They are extremely rare but I have seen the 50 cent in an attached pair, the only multiple which I am aware of. I would estimate that less than two dozen of these exist and it may be that the total is between 12 and 18 total copies. They are indeed very scarce.

AUCTION #22 RESULTS:

Many thanks to the members who sent in bids by mail or e-mail.

Proceeds to the Study Group were \$10.00

#	Lot	Sold	#	Lot	Sold at	#	Lot	Sold at	#	Lot	Sold at	#	Lot	Sold at
	12	1		59	0.25		81	0.5		114	0.25		144	0.75
	25	2.5		60	1.5		82	0.5		116	0.5		146	1.5
	26	32		64	0.25		85	0.5		117	0.25		150	0.75
	30	1.5		67	0.25		87	0.75		118	0.25		163	0.5
	31	0.5		68	1.25		88	0.25		120	0.25		171	1.5
	41	0.5		69	0.25		89	0.5		121	0.25		172	1.5
	45	1.75		70	0.25		90	0.25		122	0.25		175	0.25
	47	2.5		71	0.25		91	0.5		123	0.25		176	0.25
	48	3		72	0.25		94	0.25		125	1		178	2
	49	2		73	0.75		95	0.25		127	0.25		186	2
	52	0.25		74	0.5		98	0.25		128	0.5		188	6
	53	0.25		75	0.75		104	0.5		129	0.5		189	0.5
	56	0.25		77	0.75		106	0.5		130	0.25		195	5
	57	0.75		79	0.25		112	0.5		131	0.25			

Members are encouraged to send in material to me, so we can have an Auction # 23.

Steve Koning