

THE BNA PERFORATOR

PUBLISHED BY THE BRITISH NORTH AMERICA PHILATELIC SOCIETY
CANADIAN PERFINS STUDY GROUP

Volume # 12 Number # 2 Whole # 69

March 12th, 1991

FROM THE EDITORS DESK / Chairmans message:

I am late in my newsletter and also starting on a sad note. Mike Hargraft has informed me that the Stamp Community and the Perfin Study has lost one of its longtime members.

" Jim Catterick passed away peacefully on February 13, 1991, after a long fight with Cancer. For many years, Jim was the Editor of the Perforator, and did an extremely fine job for the study group. But it was not only in this role that we will remember Jim, but also as a friend, as a reseacher, as a top - notch perfin collector, and as a gentleman. All who knew him respected him, and he will be greatly missed"

I never meet Jim. I talked to him over the phone and cooresponded with him. He gave me lots of help and encouragement both in my collecting interests and as Editor of this newsletter. I shall personally miss him. He leaves his wife Doris, daughter Edgthe and maybe a son.

If you have a red * on the front of your envelope, you owe the Perfin Group some money, If by the next newsletter you have not paid your dues, then it will be your last one.

August 29-31, Vancouver, British Columbia - BNAPEX 91 How many of us are going to be there? We need ideas for a seminar and who will give it. I will chair the meeting.

Owen White, who works for the Ontario Government informed Mike Hargraft that the LA machine has been put to rest. I guess its the end of an era!! Mike says he has to do a little investigating on this and he will let me know.

Auction # 3 was a success and another one will be announced for this fall. Mike will give the results in a future issue.

I had a few letters wondering about Jims' article, it looks like I blew it so I will publish all the material in this newsletter. Maybe somebody else will take this material and do more research on it, now that Jim will no longer be able work on it.

Chairman

Floyd McNey
8019 - 160 St.,
Edmonton, Alta.,


Secretary-Treasurer

Michael A. Hargraft
Trinty College School
Port Hope, Ontario,

The Editor

Floyd McNey
8019 160 St.,
Edmonton, Alta.,

DOM PURCHASING DEPARTMENT
NEWFOUNDLAND DEVELOPMENT CO., LTD.
(INCORPORATED IN NEWFOUNDLAND)
GRAND FALLS, N.F.



Mr. W. Spracklin,
Agent, Newfoundland Railway,
NORTH SYDNEY.

COURTESY OF
MICHAEL DICKETTS

A.3. 4¢ (Sc.134) paying letter rate to Canada. c.d.s
Grand Falls Oct 29 1926 struck in blue.

C63 CXL and C36 CIL & C!L

I have finally condensed Part II of the 2 part article that I promised you on C63 CXL and C36 CIL & CIL.

The illustrations are necessary to prove that this was a 10 die perforator. They also show that some pins were left in (from the original C63 CXL) when the original was redesigned to stage 2.

This article may prompt our study group members to study their holdings of these 2 types of perfin. (personally I have separated C36 into the two stages, 2 and 3) I have listed a few questions to try to get some response from members.


C63 CXL and C36 CIL and C!L Continued.

3. C63 CXL Stage 1 has been reported with X5 missing. I have C36 CIL Stage 2 with X5 missing.(see illustration). Does anyone have C!L Stage 3 with X5 missing. If so, this would presumably be a constant die.

4. If any collector has any straight edge stamps, especially in a pair or large commemorative, please send me a photocopy so that an attempt can be made to completely plate either stage.


I trust that this will stimulate interest and that you will check over your collection. Please let me know of any additions that you have to add to this study. Please mention in which stage the additions occur.

Send all additions, corrections and comments to Jim Catterick,
210 Steeles Ave W. Brampton, ON L6Y 2K2. Apt. 2102




N T S

C X L
Stage 1



N T S

<u>C I L</u> Stage 2	<u>KEEP</u>	<u>ADD</u>	<u>REMOVE</u>
	C 1-8	I 1,2,3	X 1,2,3
	X 4,5,6	4,6	7,9,10
	8,13	7,8,9	11,12
	14,16		15,17
	L 1-6		



N T S

<u>C I L</u> Stage 3	<u>KEEP</u>	<u>REMOVE</u>
	C 2-7	C 1,8
	x 4,5,6,	I 1,3
	13,14	7,9
	L 1-6	X 8,16

These illustrations are not true for every die of the 10-die Perforator, but are shown as they have been reported on individual stamps (see photocopies)

- Stage 2: Where X4 is in the die, I4 is missing.
 Where X6 is in the die, I6 is missing.
 Where X8 is in the die, I9 is missing.
 Where X13 is in the die, I4 is missing.
 Where X14 is in the die, I6 is missing.
 Where X16 is in the die, I7 is missing.

- Stage 3: Where X6 is in the die, I6 is missing.
 Where X13 is in the die, I4 is missing.

When CIL Stage 2 was redesigned into CIL Stage 3, the serifs were removed, hence the disappearance of X8 and X16.


Questions to be answered by collectors studying their perfins.

1. There seems to be enough different dies (illustrations show 8) to suggest that this was a 10 die perforator. There is a large percentage with complete strikes of CIL Stage 2 which would account for the additional 2 dies.
2. If CXL Stage 1 was redesigned to C36 CIL Stage 2, and then redesigned to C36 CIL Stage 3, has anyone in their collection the X4 in the die with I4 missing? and the X14 in the die, with I6 missing?

C 63

C 36

C 36





106
STAGE 1

195
STAGE 2

218
STAGE 3

174



202

202



170

195

224

226

223



225