

The Perforator

The Newsletter of the British North America Philatelic Society Perfin Study Group


Volume 10, Number 3, Whole Number 65

1 September 1989


Modified Perforators

by Conrad Tremblay


M14, W7, S5



M14—New York Metropolitan Life. Until last year only one stamp (Scott #378; 1958-59 period) was known with this perfin. Recently I found one of these rare perfins (Scott #709; 1977-81 period) in a bunch of duplicates purchased in the U.S. I compared the M14 to the M15 pattern. The two patterns match, which leads me to think that the original M15 perforator had the "Co" intentionally removed, the M15 having been used only for a short period between 1915-28. Thus, as proud as I am of the M14 find, the M14 pattern falls into the same category as the "CIL" patterns, the "WHM - WHM/Co", and the "GK - K" patterns.



W7—W. H. Malkin (Vancouver, B.C.). This perforator was used on issues from 1912-62 while the original W8 perforator was used on issues from 1903-11. For unknown reasons the W8 perforator had the "Co" pins removed after the machine had been in use for a very short period.



S5—Swift and Company. The S5 pattern is another one I have questioned since its appearance. Both S5 and S6 are from Illinois, according to the US Catalog, with the only difference being a missing pin under the "S". Should S5 be considered a damaged die of S6? Yes, as far as I am concerned.

Map Stamp Survey

These are the map stamps reported by the Map Stamp Study Group and the Perfin Study Group.

Perfin Pattern	85 Grey	85b Lavender	86 Pale Blue	86b Deep Blue
S13 S.L/A Co	X			
W10 W.J.G			X	X
S18 Sun Life		X		

Note: In the book, *The Evolution of Imperial Penny Postage and The Postal History of the Canadian Map Stamp*, R.B. Winmill states that the map stamp has been found only with the three patterns listed above.

Bad News from the RPS Show

Word has already spread through much of the perfin-collecting community that the 10-die Canadian Westinghouse perforator was on display at the recent Royal Philatelic show in Hamilton. The bad news is that the perforator was available to anyone who wanted to make perfins. As a result, I now own a lovely piece of postal stationery with a CW/C perfin; it was a gift from a collector who did not realize that perfin collectors frown upon such creations.

Despite inquiries, I was not able to find the person responsible for bringing the perforator to the show.

Perfin Auction Results

Those of you who took part in the auction will already know that there were unforeseen problems. Five lots were incorrectly described in our last issue, and those lots were withdrawn. A few more lots were not listed at all. My apologies to the six consignors and eleven bidders. These lots will be put into the next auction, which is to be held in the fall. By the way, the next auction will have reserved bids on all lots—a change made necessary by the small number of bidders and (sometimes) unrealistic bids.

The prices realized are below. The winning bid for lot 85, Scott's number 351 with an "A" rated perfin, was \$440.00. When a 10 cent stamp increases in "value" by 4400 times, people notice. We can but hope that forgeries will not result.

On the bright side, the study group has taken in nearly \$125.00, which will help us to meet expenses.

1	0.50	21	-	41	0.25	61	25.00	81	15.00	101	12.00	121	6.00	141	9.00
2	0.50	22	3.00	42	-	62	20.00	82	13.50	102	0.25	122	wdm	142	3.00
3	11.00	23	3.00	43	2.50	63	15.00	83	1.50	103	3.00	123	0.25	143	6.00
4	-	24	1.25	44	1.25	64	4.50	84	-	104	85.00	124	0.50		
5	0.50	25	6.00	45	7.50	65	-	85	440.00	105	2.25	125	4.00		
6	0.50	26	1.00	46	6.00	66	0.50	86	9.00	106	1.25	126	35.00		
7	2.00	27	6.00	47	2.15	67	0.25	87	1.25	107	wdm	127	7.00		
8	5.00	28	2.25	48	4.50	68	25.00	88	0.25	108	wdm	128	1.25		
9	3.00	29	12.00	49	24.00	69	1.00	89	1.25	109	wdm	129	6.00		
10	0.50	30	12.00	50	20.00	70	1.00	90	1.25	110	wdm	130	8.00		
11	-	31	0.50	51	3.00	71	1.00	91	1.25	111	6.00	131	10.00		
12	3.00	32	0.50	52	2.75	72	5.00	92	1.25	112	6.00	132	-		
13	5.00	33	1.25	53	2.75	73	0.50	93	1.25	113	0.75	133	-		
14	0.50	34	9.00	54	0.50	74	12.00	94	-	114	-	134	15.00		
15	0.50	35	0.75	55	-	75	1.00	95	0.25	115	-	135	21.00		
16	0.50	36	4.50	56	0.25	76	0.50	96	15.00	116	3.00	136	3.00		
17	1.00	37	6.00	57	20.00	77	0.25	97	18.00	117	3.00	137	3.00		
18	-	38	8.00	58	22.50	78	6.00	98	3.00	118	5.00	138	9.00		
19	-	39	5.40	59	25.00	79	6.50	99	3.00	119	9.00	139	17.25		
20	2.25	40	5.00	60	-	80	5.00	100	6.00	120	-	140	-		

Errata

The handbook update for E3 on page 39 should be Early Date: 1912/11/18.

If you have cancels that are earlier or later than those recorded in the handbook, write to me so I can pass the information along to the membership.

Centennial Definitives Survey Update

As many readers were quick to point out, the Centennial Perfin Survey incorrectly listed C50 as a pattern found on Centennial definitives. The pattern should have been listed as C51, as shown in the updated tables below. Jon Johnson (among others) wrote to say that the C52 reports are also likely to be C51 perfins that have been misidentified.

Many study group members wrote to say that the stamp descriptions are inadequate. The descriptions given are those used by the Centennial Study Group, and frankly I was surprised to see that they did not use a specialized catalog numbering system. I believe that it is possible to identify the type of stamp from their descriptions, but of course there is no information about paper varieties.

C = Centennial Group Report
 E = Editor's Holdings
 X = Perfin Group Report
 N = New Reports

Winnipeg Tagged									
	1 cent		2 cent		3 cent	4 cent		5 cent	
	2 bar	1 bar	2 bar	1 bar	2 bar	1 bar	1 edge	1 bar	2 bar
CNR C45	CX	CX	CX	CX	CX	CX	CX	CX	CX
CNR C51			C		C		C		CX
GN G9		CX	N		X		CX		N
ML/C M12	CX	NX	CX	CX	CX	CX		CX	

Winnipeg Tagged									
	6 cent orange		6 cent black			7 cent	8 cent	10 cent	20 cent
	pf 10 2 bar	pf 12 2 bar	Type A 1 bar	Type B 2 bar	Type C 1 bar	2 bar	2 bar	2 bar	2 bar
CNR C43				N		C		N	N
CNR C45	CX	CX	CX	CX		C	C	CX	CX
GN G9	N	CX						N	
ML/C M12	CX	CX	CX	CX	CX	C	C		
PS P15			CX				N	C	C

Untagged Perfins										
	1 cent	2 cent	3 cent	4 cent	5 cent	6 cent orange		6 cent black		
						pf 10	pf 12	Type A	Type B	Type C
C/GE C15	C			C	N					
CHI C17		C			C					
CHI C25	N									
CHI C27	C	C		E						
CHI C34		N			C					
CMS C38	N			N	C	C				
CNR C41	C	C	C	C	C	C	C		C	C
CNR C43	C	C	C	C	C	C	C	C	C	C
CNR C45	N	E		N	E	N				
CPR C51	C	C	C	C	C	C	C	C	C	C
GN G9	E		E	E	C	C				
LA L1	C	C	C	C	C	E	C			C
ML/C M12	C									
MLI/Co M16	C									
PS P15	C	C	C	C	C	C	C	C	C	C
S S2				C	C					
W/CB W5	C	C	C	C	C	C	C	C	C	C
WW/JR W17			E		C	C			E	
CHI C25	N									

Untagged Perfins									
	7 cent	8 cent black	8 cent brown	10 cent	15 cent	20 cent	25 cent	50 cent	\$1.00
	C/GE C15		E	C					
CHI C25		E							
CMS C38				C		N			
CNR C41	C	C	C	C	N	C	C	N	C
CNR C43	C	C	C	C	C	C	C	C	
CNR C45	N	C	N	C	C	C		E	E
CPR C51		C	C	C	C	C	C	C	N
LA L1	C	C		C	C	N	N	C	C
PS P15	C	C	N	C	C	C	C	C	C
S S2			C						
SC/C S9						C			
W/CB W5	C	C		C	C	C	N	C	
WW/JR W17		C	C						

General Tagging					
	1 cent	2 cent	4 cent	6 cent black Type A	8 cent slate
CHI C25	X		CX		
CNR C41		CX	CX	CX	CX
CNR C43		CX	CX	CX	CX
CNR C45		CX	CX		CX
LA L1		CX			CX
ML/C M12	CX	CX		CX	CX
MLI/Co M16	CX				
W/CB W5		CX			N

Philatelic M12s

The following specialized list of mint Centennial definitives with M12 perfins has been provided by one of our members for your reference. It seems that someone produced several (four? six?) lots of these perfins years ago, but we have no further details.

Value	Scott Spec.#	Stamp Description	M12 Perfin Description
1 cent	454iv	HB/WT 1 bar/Dex.	Mint vertical pair (margin)
	454vi	WT 1 bar/PVA	Mint vertical pair (margin)
	454p	GT/PVA	Mint vertical pair (margin)
2 cent	455i	WT 1 bar/Dex.	Mint vertical pair (margin)
	455v	WT 2 bar/Dex.	Mint vertical pair (margin)
	455p	GT/PVA	Mint vertical pair (margin)
3 cent	456p	WT 2 bar/Dex.	Mint vertical pair (margin)
4 cent	457vii	WT 1 bar/F/PVA	Mint vertical pair
5 cent	458v	HB/WT 1 bar/Dex.	Mint vertical pair (margin)
6 cent	459bp	WT 2 bar/Dex.	Mint single (Pf.12 1/2 × 12)
	459p	WT 2 bar/Dex.	Mint vertical pair (Pf.10 × 10)
6 cent	460pD1	WT 2 bar/Dex.	Mint vertical pair
	460cD2	WT 1 bar/Dex.	Mint vertical pair
	460fD2	WT 1 bar/PVA.	Mint vertical pair (margin)
	460ivD2	GT/Low F/PVA	Mint vertical pair (margin)
7 cent	543p	WT 2 bar/Dex.	Mint vertical pair (margin)
8 cent	544ii	WT 2 bar/Dex.	Mint vertical pair (margin)
	544viii	WT 2 bar/High F/PVA	Mint vertical pair (margin)
	544v	GT/Low F/PVA	Mint vertical pair (margin)
	544p	GT/Dex.	Mint vertical pair (margin)

Swifts Perforators Update

by Jack Benningen

In the January *Perforator* it was established that the S4 perforator was a Winnipeg machine during its early period of use, roughly from 1913 to 1935. After use was discontinued in Manitoba, the machine was moved to Moncton. Reported Moncton cancels begin with the War Issues from about 1943.

All four editions of the *Perfin Handbook* list the S4 design as coming from Moncton, possibly because the Moncton SON cancel is relatively common, even with only four years of recorded use. The latest reported date is 27 August 1947.

Moncton was the principle embarkation depot and holding unit for RCAF personnel en route overseas out of the Canadian Joint Air Training Plan. The considerable meat-packing contracts, the institution of meat rationing, and other government controls may well have had a direct bearing on the S4 perforator being moved from Winnipeg. The Swift office and packing plant may also have been newly opened or expanded at Moncton in the war years. Directory research could perhaps throw light on what happened in the military period.

Research on the S4 perforator raises the question whether or not the machine was used on the regular issues of 1935 through 1942. At present we have no covers and scant reportings giving locations or dates on the 1935-1942 issues, with the exception of two low-value Jubilee issues. If the machine was not shelved, the possibility exists that sales representatives' reports and orders received at Winnipeg were methodically destroyed.

The second question is the widespread *personal* use of the S4 perfin, generally on mail from 1931-1933 from various Manitoba country points such as Fraserwood, Plumas, Gretna, Lac du Bonnet, Plum Coulee, Brunkild, and Miverville. All of the covers examined are addressed to either Campana Corporation or Dr. A. W. Chase, both of Toronto or Caledonia Road, Toronto. Both companies likely offered a toiletry or cough syrup sample for the asking in what I suspect might be an ad in the Toronto Star Weekly, which launched Manitoba circulation in the early 1930s. At that time Swifts had sales representatives located in various towns in Manitoba. The sales person would go out on Mondays in a red-enameled Swifts company car and return on Saturdays, with his briefcase and stamps, to prepare reports and place orders. The S4 stamps and Swifts covers would be accessible to family members.

In the last three stamp shows I have attended, I have noticed Campana and Dr. A. W. Chase covers in dealers' stocks. Don Fraser and Bob Traquair have seen similar covers in Toronto—most without perfins. It seems that much of this mail has survived.

Stimulated by the article on Swifts perforators in the January *Perforator*, a number of collectors have written to report new issues with Swift's perfins.

From the responses received it would almost seem that the S4 perforator was not in use in the 1935-1942 period, until the common Moncton issues appeared. More detail is needed for this period. Members are urged to report any CDS information to:

Jack Benningen
157 Wildwood Dr. S.W.
Calgary, Alberta
T3C 3C7

S1 Issues									
104	105	106	107	108	109	110	111	112	113
115	116	117	118	119	MR1	MR3	MR4		
141	165	166							
219	232	233	235	241					
250	254	255							
269	277	283	285	287	288				
297	306	317	326						
NF 255									
E1									
FWT 8	FWT 10	FWT 13	FX 36	FX 64					

S2 Issues									
109	162	163	165	166	167	168	170		
190	192	193	195	196	197	199	202	204	
212	213	214	218	219	221	223			
231	232	233	234	235	241	243			
249	250	251	252	254	255	257	260	261	262
286	306	316	318	319	320				
327	328	329	330	339	340	341	351	352	353
360	361	365	369	371	373	374	379		
381	384	396	398	402	404	405			
412	430	435	436	440	457	458	461	470	488
C6	C7								
E10									

S3 Issues									
104	105	106	107	108	109	111	112	113	
116	119	MR1	MR2	MR3	MR4				
129	135	167							
FWT 8									

S4 Issues									
104	105	106	107	108	109	110	111	112	113
116	118	119	MR1	MR2	MR3	MR4	135		
141	145	146	149	150	153	154	155	156	
163	164	165	166	167	172	173			
192	196	197	199	211	212	214	218	219	
231	232	233							
249	250	251	252	253	254	255	257	260	
269	271	274	275	276	277				
358									
C6	C7	C8	C9						
FWT 8		S4 Covers							
Also reported are 3x#163 from Gretna, Man (one has no S4 perfin) and #192 from Niverville Man.									

Cancellations on Swift's Perfins

Conrad Tremblay sent a list of his Swift's perfins with cancellations. They are as follows:

S1	104	"Buy War Saving Stamps and Help Reconstruction" Slogan #895 (Proulx) used between 1919/1923 in 54 cities.
	105	"Help Prevent Forest Fires" Slogan #4400 (Proulx) used between 1919/1928 in 20 cities.
	109 Die II	"Help to Control the Corn Borer" Slogan #4565 (Proulx) used in Toronto in 1925.
S2	163b	Moose Jaw, 14 August 1931
	202	Moose Jaw, 6 February 1934
	219	M.JAW & S.SHAUN R.P.O. (Ludlow #W91)
	232	- Sask., - 1941
	328	Moose Jaw roller cancel Yorkton, Sask., 23 February 1954
S3	104	"Buy War Saving Stamps and Help Reconstruction" Slogan #895 (Proulx) used between 1919/1923 in 54 cities. "Help the Muskoka Hospital for Consumptives" Slogan #4486 (Proulx) used in Toronto between 1921/1944 "Save Your Money—Lend it to Your Country" with flag Slogan #7892 (Proulx) used in 1917 by 8 cities (including Toronto)
	106	Postal Station D, West Toronto, Ont., 1914 Postal Station D, West Toronto, Ont., 1915 "Help to Win the War— Buy War Savings Certificates" with flag Slogan #4570 used in 1917 by 22 cities (including Toronto)
	108	"Victory Loan 1919—The Bridge from War to Peace" Slogan #9966 (Proulx) used by 22 cities (including Toronto)
	111	Slogan #4570 (Proulx) 1917 Slogan #7892 (Proulx) 1917
	MR3	"Help the Muskoka Free Hospital for Consumptives" Slogan #1150D (Proulx) used in Toronto between 1913/1922

Classifieds

SPRING CLEANING TIME: Free on request, a long list (12 pages, 4 columns) of Canadian perfins to exchange. Help me make room in my stock sheets! Contact Conrad Tremblay, 4701 Rang St. Andre, St. Edmond Berthier, QC, J0K 2N0.

PERFIN S19 - SUN LIFE: I need positions 2-6-8 on stamp #190. I have for exchange positions 1-3-5-7 on stamp #190. Contact Bruce Holmes, 64 Maple Circle, Dollard des Ormeaux, QC, H9B 1E7.

NOT PERFINs—security overprints. They're found most often on British postage and revenue stamps, from 1d Victorian issues to 2d Elizabethan issues. If you have any for trade, contact Michael Behm, 39 Roslin Avenue South, Waterloo, ON, N2L 2G7

PERFIN W12 - WILLIAM RENNIE: I need positions 2-8 on stamp #254. Send a want list and I'll try to offer something in exchange. Contact Bruce Holmes, 64 Maple Circle, Dollard des Ormeaux, QC, H9B 1E7.

NEWFOUNDLAND: If you have perfins on Newfoundland stamps to exchange (A3, A8, A9, B7, G5, etc.), contact Russ Deveau, 23 Somerset St., Dartmouth, N.S., B2Y 4G7.

The Perfin Study Group Executive is:

Chairman	Treasurer	Editor
Floyd McNey 8019 - 160 St. Edmonton, Alta., T5R 2G9	Mike Hargraft P.O. Box 60 Port Hope, ON, L1A 3W2	Michael Behm 39 Roslin Avenue South Waterloo, ON, N2L 2G7

The Perforator is formatted on a Hewlett-Packard 9000 model 320. The camera-ready copy is produced on a Hewlett-Packard LaserJet that has been enhanced with a QMS PSJet Postscript head. All material is copyright 1989.