

C45 CNR Winnipeg MB

Through the courtesy of Stuart Clark of Winnipeg we reproduce a proof strike of C45. This Cummins model 53 perforator has been in continuous service since 1923, and is in remarkable good condition considering its age and the volume of stamps perforated. It will be noted that three dies exhibit minor damage from missing pins.

Although not an avid perfin collector Stuart has developed a keen interest in the future of the three remaining perforators owned by the CNR, and is endeavouring to persuade the owners to donate their machines to the National Postal Museum once the perforators are no longer required. CNR confirms that C45 is still in use, and we understand that C43 remains in service also.



§

§

§

§

Caveat Emptor

Further to the item Caveat Emptor (Perforator, Sept. 1986) amendments and additions have been submitted by various members. The second perforator held in private hands has been identified as S2. A collector reports owning a Swift cover dated Yorkton, September 15, 1964 bearing a copy of #405. Thus it would seem that the Cameo issues were legitimately used, although later issues remain suspect.

C38 remained in postal use until 1956, plus or minus six months. For a few months after withdrawal it was used to cancel cafeteria meal tickets before its final removal to the Rossland museum. It seems safe to state that any stamps dated or issued from 1958 on are of philatelic origin.

C25 can be added to the list. I am advised that someone had access to the perforator in 1981 and punched a few copies of #784, 883, 884, 885 and 886 which ended up in dealer's stocks at nominal prices. When this action was discovered by the company they took steps to prevent a repetition.

§

§

§

§

Help wanted To complete my list of user's business, I am seeking information on any of the following companies. Sometimes details can be gleaned from covers; often collectors personal recollections can supply the answers;

A4, B9, C37, F2, F4, G15, J1, J11, M1, M6, P9, P17, S17, W1.
Any help will be gratefully appreciated. Replies to Michael Dicketts, 61 Alwington Avenue, Kingston, ON, K7L 4R4

Points of Difference in Look Alike Perfins

Mark Fennell


Dave Harding made a point in Perforator Vol.7 #5 by mentioning that more detail could be given, outlining the difference between similar perfins.

The following enlarged illustrations, taken from the normal size as shown in the handbook, may help.

B14/15


In looking at the handbook, before writing about these perfins, made an unusual discovery in that the illustration of B14 on page 23 is quite different to the illustration of B14 on page 86, and this may be a factor in the difficulty with identification. On checking my duplicates, found these 2 different examples on the same catalogue number of stamp, so it raises the question of whether or not there were 3 BT perforators, or was it a sloppy job of making the dies. Possibly our study group members who are into plating, might be able to supply the answer.

The main point of difference to look for in distinguishing B15 from B14 and it's cousin, is that the top of the B in B15 is flat and the 3 holes in a horizontal line, plus 3 holes, almost in a horizontal line, separate the bottom and top loops of the B.




B14

On page 23



B14


On page 86




B15

C50/51

Besides the points mentioned on page 87, another difference is the length of the leg of the R.



C50



C51

08/9

Have found that the difference as outlined on page 38 becomes so close, in many cases, that one has to look at other aspects.

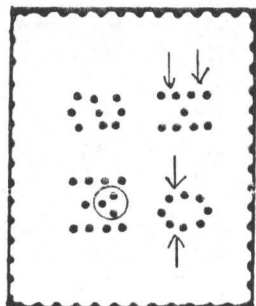
08

O -- Oval in shape, even hole spacing
 H -- Even hole spacing
 M -- Close hole spacing in centre
 S -- As indicated in handbook

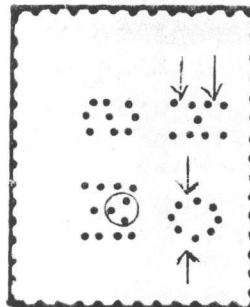
09

More round, uneven hole spacing
 Uneven hole spacing
 Wider hole spacing in centre
 As indicated in handbook

08



09



T9 to T13

The surest way is to put the actual stamp over the illustrations and under a magnifying glass until a match is found.

S19.1 to S19.19

If an attempt was made, if it could be, to differentiate these in writing, it would take pages. Possibly only Conrad Tremblay knows for sure.

Corresponding

Mark Fennell

The editor's footnote on page 3 of Vol.7 #5 of the Perforator is well taken. One has to have the time and inclination to write letters, but it can be well worth the time and effort. Have corresponded with a number of study group members and currently have an ongoing exchange with Jack Benningen, which has lead to various trades and an interesting discourse on the P15. When Jack learned of my special interest in PS's he even went so far as to sacrifice a couple of items from his collection for me.

Corresponding has also resulted in visits from other collectors, when they happened to be in Saskatoon, and I too have visited perfin collectors when on holidays. I've found that a letter inevitably benefits either the writer or recipient, but more often than not, both.


Have exchanged letters with Jon Johnson for some 15 years, going back to the time he lived in Cassier B.C., just about 40 miles south of the Yukon border. Collectors located in isolated communities have to rely entirely on correspondence to further their hobby.


Would also encourage all members to get in on the act and write, it will pay dividends


Perfin Handbook Update #5

Page	Perfin	Updated Information	Page	Perfin	Updated Information
21	A10	New Type - See Below	48	J8	Early date - 1906/05/01
23	B11	Early date - 1914/11/03	55	M22	Late date - 1951/--/--
25	C5	Early date - 1904/09/30	61	N29	Early date - 1914/12/14
29	C18	Early date - 1910/ E/30	62	O3	Late date - 1912/04/05
30	C25	Early date - 1909/10/06	63	O10	Late date - 1909/09/03
33	C42	Early date - 1909/03/17	65	P2	Early date - 1912/12/31
34	C49	Late date - 1912/04/05	66	P13	Early issue - 1935
36	C64	New Type - See Below	67	P20	New Type - See Below
38	D8	Late date - 1934/10/09	78	W1	Late date - 1922/02/09
39	E1	Early date - 1918/03/25	79	W12	Early date - 1916/04/17
	E7	Early date - 1937/09/22	95	C45	Add #290
40	F2	Late date - 1917/10/17		C46	Add #147
	F3	Early issue - 1932	100	C17	Add 1-131
47	J4	Id - The Winkley Artificial Limb Company	101	S2	Add 3-201
			104	G18	Add 1934 Excise


New Types Confirmed

ASR 1928-1930 - -	NEW YORK, NY - C, U.S.		A10 A
----------------------------	------------------------------	--	--------------

C64 A		CURTIS COMPANY C/STL 1937-1942 - C, U.S.	ST. LOUIS, MO - C, U.S.
--------------	---	--	-------------------------------

PETER HENDERSON & COMPANY PH 1935-1937 1939/-/- -	NEW YORK, NY - C, U.S.		P20 A
---	------------------------------	--	--------------

Identifying Some Incomplete Perfins.



This strip of three N1's (NA/LIFE) show the damage in missing pins of some of the dies. Fortunately the left hand stamp has sufficient holes for easy identification. So check your incomplete perfins for patterns similar to these. The stamps are Scott #144 if you are considering the period of time when this happened.

§ § § §

C26 IHC

It would be interesting to have a Winnipeg Cancelled card or cover to go along with this Weyburn cover

(cover courtesy Ron Kitchen)

