

December 1984

PUBLISHED BY THE BRITISH NORTH AMERICA PHILATELIC SOCIETY
CANADIAN PERFINS STUDY GROUP

Volume 5, Number 6

Jim Catterick, editor, 210 Steeles Ave. W. Apt. 2102, Brampton, Ont. Can. L6Y 2K3

Change of Address

Charles W. Morgan, 4465 Atwood Cay Place, Sarasota, Fla. 33583

David Marasco, 15281 Royal Ave. Apt. 307, White Rock, B.C. V4B 1M7

Robert S. Traquair, 53 Summerhill Ave., Toronto, Ont. M4J 1A9

Handbook on Jagged Perfins

This handbook by Ken Rose is available from Saskatoon Stamp Centre, new address P.O. Box 1870, Saskatoon, Sask. S7K 3S2

Canadian Official Postal Guide

The quarterly supplement of October 1907, under a para "perforated Postage Stamps" reads- The domestic regulations (No. 173, page xxx of Postal Guide of 1907) permitting postage stamps to be perforated with the initials of the individual or firm using them, has been extended to cover stamps used for correspondence with countries within the postal union.

S.11 Sun Life - Part 11

We are indebted to Conrad Tremblay for the second article on this Perfin which will help all of us to better identify our S.11's.

On page 11 of his article, Conrad asks for help on three separate areas of this study;

1. By sending a list of your S.11's for each perforator
2. By sending a photocopy of any large commemorative or any stamp with selvedge for use in plating.
3. By sending a photocopy of any slogans appearing on your S.11's.

Now that winter is here can we take that extra time and effort to assist Conrad on this specialized study of s.11.

The next issue we will continue on with the study of the C.12 by Jack Benningen. C.12e, Lethbridge will be studied in depth.

A Happy Christmas and a Prosperous New Year to all.

THE "SUN LIFE" PERFINs
THE DIFFERENT 5-DIE SUN LIFE PERFORATORS
A LOOK AT THE 19 PERFORATORS USED IN CANADA -
by Conrad M. Tremblay

This second article will give you the opportunity to have a closer look at all the perforators used by the Sun Life Assurance Company in Canada. The punches from the various 5-pattern perforators are grouped here all together to give you the chance to check some of your stamps perfined by this pattern. Starting by the next issue of this paper, you will have the results of the research I have done for each perforator. Also, I will reproduce for you all the slogan cancels used during that era of my study - 1930 - 1935, by each post office where these perforators were used. This later information will give you an extra tool to identify faster and more accurately a greater number of your S-11 perfins, being in many cases the only way to classify them, specially when the perfin is incomplete or show a split perforation.

The originals for the following reproductions were made from accurate vacuum-made contact prints and show clearly the true appearance of the pattern for reliable references.

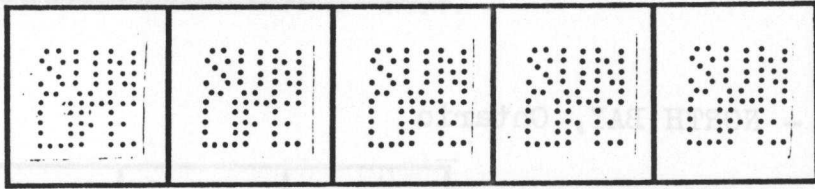
The plating for 11 perforators is completed leaving unfinished the following perforators: 8, 11, 12, 13, 15, 16, 17, and 18. For the perforators used in these cities, I have shown the 5 patterns but not in the proper sequence as they appear in the perforator from left to right. However, for the perforator No. 15 and 16, the pattern shown in position 1 (on the left) belong to that position in the plating. Also for the perforator No. 18, the patterns in position 1 and 2 belong there in the plating.

Consequently, I will absolutely need your help before the plating of the last 8 perforators can be possibly completed.


Finally take note that the distance between each pattern is approximate. Only a punch from the perforator showing the 5 patterns on a strip of stamps or plain paper would give us an exact image of the spacing between them.

THE DIFFERENT 5-DIE SUN LIFE PERFORATORS


1 - HALIFAX, Nova Scotia




2 - SAINT JOHN, New Brunswick




3 - QUEBEC, Quebec



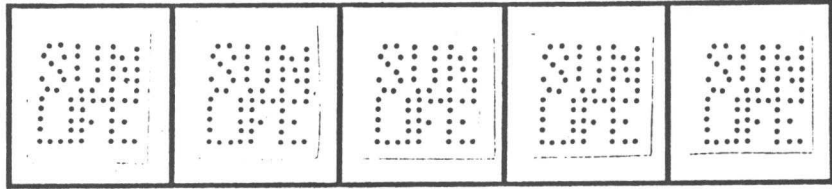
4 - TROIS-RIVIERES, Quebec




5 - SHERBROOKE, Quebec




6 - OTTAWA, Ontario




7 - NORTH BAY, Ontario




8 - TORONTO, Ontario




9 - LONDON, Ontario



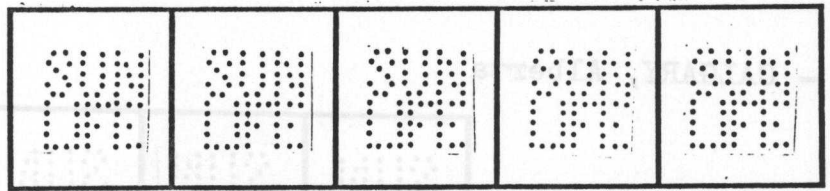
10 - GUELPH, Ontario




11 - WINDSOR, Ontario




12 - PETERBOROUGH, Ontario




13 - FORT WILLIAMS, Ontario




14 - WINNIPEG, Manitoba




15 - REGINA, Saskatchewan



16 - SASKATOON, Saskatchewan

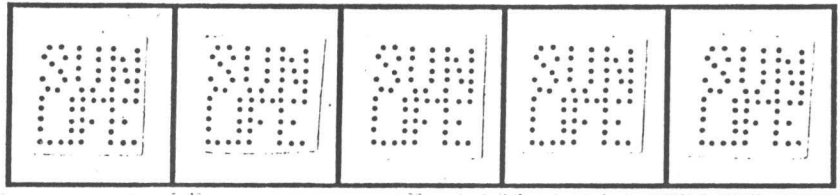


17 - EDMONTON, Alberta

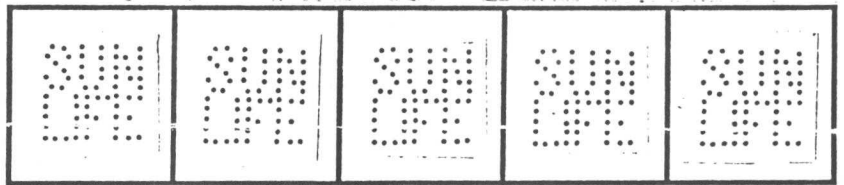


18 - CALGARY, Alberta

-11-



19 - VANCOUVER, British Columbia



I left extra spaces between illustrations in case you want to add your own comments, use them as worksheets or any other kind of use.

How YOU can help in the Sun Life study:

- By sending a list of your S-11 holding of issues and positions for each of the perforator.

- Where the plating is not completed, by sending for a contact print by me any of your large regular or commemorative stamps, pairs or multiples where 2 or more patterns are shown. Also of great help in many cases are the split punches showing part of 2 patterns on the small regular issues.

It is only with these on hand that I can complete the plating of the last 8 perforators. In return, it will be my pleasure to assist you with the problems you may have in identifying some of your troublesome perfins with incomplete patterns or with many holes missing, etc.

My personal thanks for those who gave me their full confidence and collaboration, namely Jean-Guy Dalpé, Jonathan Johnson and Gary Tomasson for lending me for study their collection of S-11 or all their duplicates, and of course, also to those who already sent me a list of their holdings, issues and positions of S-11's. Note: Although the period of study for the plating of the S-11 perforators was between 1930-35, period selected from the material I had on hand, the survey and study starts with the first issue to the last.

Being in the process of reproducing all slogans I can find used on S-11 perfins on a piece or envelope, I would appreciate receiving a photocopy of the ones you may have in your collection for the benefit of all the other perfinner interested in that kind of documents. You can reach me at: Box 85, St. Gabriel de Brandon, Que., JOK 2N0. Many thanks in advance for your collaboration.