

October 1984

PUBLISHED BY THE BRITISH NORTH AMERICA PHILATELIC SOCIETY
CANADIAN PERFIN STUDY GROUP

Volume 5 Number 5

Jim Catterick, editor, 210 Steeles Ave. W. Apt. 2102, Brampton, Ont. Can. L6Y 2K3

BNAPS Convention

Our study group meeting at the BNAPS Convention was well attended. Jon Johnson chaired the meeting with 14 in attendance.

Jon told us the good news that he brought the manuscript for our revised handbook with him, and he has given it to Allan Steinhart, the Handbook chairman of BNAPS. We thank Jon for all of his hard work in putting this handbook together. We also send a thank you to all of those who helped Jon on this job.

^{N3 changed}
M8 M6 MD and N3 ND

Jon then showed us some very interesting findings regarding these two Perfins. The vertical perforations are identical. The three top holes of the slant of the N line up with the 3 holes in the same position in the M. Jon would like to have photo copies of any Admirals perforated N3 ND. As soon as Jon receives these photocopies, he will outline his findings in a future issue of the Perforator.


It was decided to continue issuing the Perforator, approx every other month. It was also suggested that we use the Perforator to do some trading of Perfins between members. No selling in the space provided.

We need articles or news, so please forward these to the editor.

Change of Address

Ross E. Wilson 12-577 Cranbrook Rd., London, On. N6K 2Y4

^{U39} New Listing CNB



This is an unlisted U.S. pattern on an Ontario stock transfer Revenue stamp. This pattern CNB is used by various Mid-Eastern branches of the Citizens National Bank, but stamps with a code hole in this position is unknown on US postage courtesy Joe Purcell

C.12n - Type 9 - OTTAWA. The tentative arrangement of the die heads for the Ottawa Office machine can now be illustrated from the material held by six members with whom I've been in personal touch and from two who responded to the May Perforator survey request for C.12n stamp numbers held. Again, I have no intention to digress from the ultimate goal of classifying the user office and eliminating each true 'Belleville' example amongst our Members' holdings, those C.12 designs now unclassified because of a missing code hole.

From the survey of all C.12n stamp numbers both with missing holes and with complete designs intact, the following comments and points of interest may be useful to those who may be or wish to collect beyond the basic perfin design.

(a) After the stamp numbers were assembled, it was evident that at least one complete C.12n design with the Ottawa code hole was in use during the entire range of issues and use of the perforator machine. The earliest stamp was #90 and the latest was #257, the 10¢ War Issue. I also had before me at least seven or eight different die head designs with missing holes or damage which seemed completely unrelated for possible progressions. On the likely assumption that all perforator dies were perfect and complete when first delivered from the manufacturer, I came to the conclusion that there had to be ten (different) die heads in use during the life of the C.12n machine! The challenge and possibility of perhaps reconstructing all ten dies in use when I had spent hours trying to sort out five, absorbed me completely. This also caused the request to Members to report what stamp numbers and missing holes on Ottawa C.12n perfins they held.

(b) The attached illustrations show the eight different damaged or missing pin designs, separated in what has been termed State I and State II, showing one 'complete' die design allocated to each State. Should a new and unrelated damaged die be reported later, it could be inserted in the attached chart as a progression from a 'complete' die. The latest stamp in State I use appears to be Admiral #109, and it could also be possible that stamp #109 was in use as a 'complete' design in State II, or was in continuous use in both States, say after dated pieces of Sept. 1924 when the retooled or new die heads were in use. All of the second color Admirals were in regular use until the 1927 and 1928 issues were actively used by the Ottawa office, and all 1927-28 stamps appear to be used in State II after the die heads were repaired.






(c) No new 'Belleville' examples have surfaced and the reported Index No.2 (2)(3), Index No.10, 10(2) and Index No.11 are all illustrated under the State II examples. All damaged dies in State I are shown with the Code Hole present.

(d) The Postal Museum at Ottawa had a C.12 perforator which I had hoped might have been the C.12n machine. Via Mike Dicketts and Ron McGuire's efforts we now have a pull from this machine and it turned out to be the perfect and complete 'Winnipeg' die impression.

(e) The reconstruction diagram of the ten dies known to be used indicates that the one complete die in State I was perhaps always in a complete state, and that when the perforator die heads were repaired or retooled, this one die head did not need repair and was carried over into State II to the end of C.12n use. It is also possible that if more than one 'complete' die head was in use concurrently in State I and II periods, that they could be separated or identified by hole line up etc. However, the reconstruction chart as it stands will meet the needs of ^{most} Members who may now wish to take a second look at their Ottawa material.






TYPE - 9

STATE I - ORIGINAL DIE HEAD IN USE FROM EDWARD VII TO LATE ADMIRAL ISSUES, ABOUT 1924 - 1926.

 <p>(1) MISSING HOLES H-5</p> <p>#109 - P. 18/9/24</p> <p>HAS THIS SHORT-LIVED PRIOR TO RETOOLING? NOT SEEN AGAIN.</p>	 <p>(2) MISSING HOLES C5-9-13</p> <p>#105 - 109 - (w/CP) 109 P. 3/9/24 109 (w/2) CP</p>	 <p>(3) COMPLETE DIE</p> <p>#90 - 104 - 106 108 - 109 - 111 MR1 - MR3 - MR4</p> <p>* #109 - COMPLETE DIE COULD HAVE BEEN USED IN EITHER OR BOTH DIE HEADS AND LIKEWISE OTHER ADMIRALS USED IN THE 1924-27 PERIOD.</p>	 <p>(4) MISSING HOLES C-3 & LATER C-2-3 + H-3</p> <p>104 - 108 - 109 (C-3 ONLY) THEN 109 (VR. 20/3/24 - (C-2-3-H3)</p>	 <p>(5) MISSING HOLE C-1-4-7 AND 'D'</p> <p>#108</p>
---	--	--	---	---

C.12 N - OTTAWA
TYPE - 9

STATE II - SECOND OR RETOOLING DIE HEAD IN USE FROM LATE ADMIRAL TO END, ABOUT 1942 WAR ISSUES.

 <p>(1) COMPLETE DIE</p> <p>150 - 196 - 197 219 - 221 - 223 231 - 232 - 233 241 - 241a - 250 252 - 253 - 254 257 (10th WAR LAST STAMP REPORTED)</p>	 <p>(2) MISSING HOLES (BELLEVILLE) CODE PIN '9'</p> <p>C-4 AND LATER H-2</p> <p>INDEX No. 10 & 10(2)</p> <p>142 (WITH C5) - 150 (w/C5) 155⁺ 191 (w/H-2) 197 - 199 - 208 - (w/C5) - 219</p>	 <p>(3) MISSING HOLES (BELLEVILLE) CODE PIN '9'</p> <p>C-5</p> <p>INDEX No. 11.</p> <p>107 - (w/C13) - 142 (w/C4) 150 - 153 - 155 (w/C4) 208 (w/C4) - 213</p>	 <p>(4) MISSING HOLES</p> <p>C-13</p> <p>INDEX No. 2 & 2(2) ILLUSTRATION IN PAIR AND LARGE STAMP.</p> <p>107 (w/C5) - 150 (w/C-4-7-11) - 153 155 (w/OVERLAP 2) 155 (w/C4-7-11-H-2) 193 - 196 - 197 - 219 221</p>	 <p>(5) MISSING HOLES (BELLEVILLE) CODE PIN '9'</p> <p>C-4-7-11 H-2 LATER I-3 INDEX No. 2(2)(3)</p> <p>150 (w/C-3) - 153 (w/C13) - 163 - 167</p> <p>* NOT BELIEVED TO BE A PROGRESSION OF (2) WITH LATER STAMPS. #219 WITHOUT C-7-1 MISSING HOLES</p> <p>J. BENNINGEN JULY 1984</p>
---	--	--	---	--

C.12 - INTERNATIONAL HARVESTER COMPANY.C.12n - Type 9 - OTTAWA

In conclusion this completes my part of the Ottawa C.12n study, with the three 'Bellevilles' already reported and the remaining die head positions with damaged pins but with code holes. What is amazing to me is that which has been accomplished was generally from a few large and small singles, a margin pair and a block. The one cover and my own piece of #109 confirmed dates and breaks with progressions. My other piece with #109 was soaked for close examination, and turned up the missing hole H-5, and just might be a very short lived break before repair. I have not shown the number of stamps reported within each number due to the limited response, but stamp #90 'complete' in State I had nine copies reported, while there was only one example of Die (1) and (5) which covers the extremes. I personally will endeavour to collect as a perfin variety one of each example of the die useages in this C.12n perfin and a few of the other interesting office users where reconstruction is possible after the 'Bellevilles' have been identified.

Again to those who contributed and helped with this project--THanks.

Jack Benningen July/84.

Sales Circuits

Bob Jamieson, our BNAPS Sales Manager did a very brisk business at his table at the convention. Now he asks for additional books with Perfins, for the circuits. Books can be obtained by writing Bob.

Trading

Dave Marasco would like to correspond with fellow Perfinners who would like to trade Perfins on Admirals.

I have a little time between editions of the Perforator, and I would like to trade Perfins with other collectors. I collect issues, and also positions. What arrangements can we make to get together and better our collections/by trading; the editor;

British North America Philatelic Society
British North America Perfin Study Group

Chairman
 Jonathan Johnson
 Box 6118, Station D
 Calgary
 Alberta
 J2P 2C7

Secretary-Treasurer
 J. L. Purcell
 6 Richardson Drive
 Kingston
 Ontario
 K7M 2S6

Editor
 The BNA Perforator
 Jim Catterick
 2102-210 Steeles Ave W.
 Brampton, ON
 L6Y 2K3