

Jim Catterick, editor, 210 Steeles Ave. W. Apt. 2102, Brampton, Ont. Can. L6Y 2K3

Mike Dicketts sends in notes on S-4 and O3 which are interesting. The relationship between O3 and O4 should provoke some comments.




Fig. 1




Fig. 2




Fig. 3

Fig. 1 shows four complete or partial strikes of S.4 on a vertical pair of Scott #107. These are cancelled with two of the familiar Montreal Duplex "D" within a ten bar killer. Only a portion of the c.d.s. shows, so that the date is missing. However, the cancel is further evidence in support of locating Shawinigan's office in Montreal. Of further interest is the fact that close examination reveals that all four impressions of the Perfin die are spaced differently on the stamps, and that three show a missing pin at the same location in the oval. This strongly suggests that S.4 is a single die perforator. Perhaps others have material which confirms this opinion?

Fig. 2 at first glance, appears to be a new design. In fact it's a strange impression of O.3. As you can see there is more than ample room for the missing letter "O" but, somehow, it plus four pins of the "M" failed to penetrate the paper. My example is on #90. A further example of sloppy work in the Ogilvy office is shown in Fig. 3. This one is on #75, some five years beforehand, and, judging by the angle of the design, suggests another single die perforator. I conclude that the O.3 machine sustained damage in the early Edward period causing the user to acquire and bring into use the O.4 machine, and that Fig. 2 shows the O.3 machine in the late state of damage. Any comments?

Results of Survey of Perfins on Canadian Pre-Admiral Issues Cont'd.

King Edward VII Cont'd.

No. 92	C10a	C12f	C12m	C12g	C20	E4	G11	N10c
	03	07	R1	S8	J3	W3	W9	
No. 93	C10	C10a	C12c	C12f	C25	G10	G11	
	L4	N10a	N10h	P3	P10	R1	R2	
	R6	S8	J3	W9				
No. 94	G11	07	S8	W9				
No. 95	R5	R7						

Quebec Tercentary

No. 97	H1	S8					
No. 98	C12n	96	96	R5	S8	W9	
No. 99	C17	R5					
No. 101	R9						


Special Delivery E1 L4

Registration J2 91



I recently came across this J.6 JMD Perfin.
The wavy lines are spaced exactly 3 mm apart.
is this an early form of "Precancel"? It is
on Scott #106, 2¢ Admiral (The editor)

We are indebted to Jack Benning and Mike Dicketts for the following additional work on the C-12 International Harvester Co. Here is a guide to the numbering system used.



C.12 Designs - Study of Damaged or Missing Die Punch Holes--
Each with Missing Code Hole--Identification to
User Office with elimination of 'Belleville'
Examples.

Further to an article in The BNA Perforator No.9 of Vol. 1, I wish to apologize to the various Members who responded with information and photo material relevant to the proposed study, and who have not received an acknowledgment or recognition for their efforts. The correspondence received has now been sifted and forwarded to Michael Dicketts for further study and assistance to publish the results to date for the benefit of all Members interested.

Information on hand enables me to report on about a dozen solid items for which similar examples are no doubt resting in Members' holdings of 'Belleville' or unidentified C.12 items. The first reporting of selected designs which follows have each been allotted an Index Number for subsequent reference and update in these columns as new material comes to light. It must be stressed that the material for this study is at present restricted to damaged or missing die punch holes WHEREVER THE CODE HOLE IS MISSING or appears to be damaged and the user office has been determined by means of cancel, multiple die punches, corner card cover, etc. The recording of the damaged/missing holes in the exact CHI letters within a master index may indicate the office user of similar die damage in Members' holdings. Hopefully this study, as it progresses, will be helpful in positively identifying the machine user of items now held, but could not be identified, or items presently resting in the 'Belleville' section of a collection.

Again, for this study, it will at present be considered that any examples with missing holes which VARY from the published indexed number and illustration are from a different die punch break, and as such will be allotted a new identification number. The fact that a break or damage is progressive may not in itself be of great significance in the goal of eliminating most 'Belleville' examples. Also co-incidental missing holes in exact positions on the same letter, both with missing code holes, may well exist--and perhaps on the same stamp!! Such a situation or combination thereof will become apparent from the study of multiple side by side die punches, such as from large stamps or joined horizontal multiples. The recording of each stamp number and issue is also considered important when breaks are tied down for early and late use, and perhaps on very short lived commemorative issues. Different office users with the same die breaks could become a real challenge and a prized find from this study.

J. BENNINGEN


Since the original article on the study was published in October 1930 most of us have added items to our collections, and newer members have joined the Group. To everyone, therefore, I ask that you take another look at your holdings to see if there is anything there that can help in identifying 'Bellevilles' to their correct branch office. The following reports superbly illustrate what can be achieved if everyone takes this study seriously, and Jack and I wish you success in identifying stamps from the information given in this issue.

Please send me a Xerox copy of the reverse side of your stamp(s), indicating Scott # and full details of the cancellation. A guide to the numbering system is shown to remind you how missing pins are reported. Anyone needing a copy of the original article should write to me at 61 Alwington Avenue, Kingston, Ontario, K7L 4R4 enclosing a legal size S.A.E. Good hunting.

C.12 - International Harvester Co.

Study of Missing or Damaged Die Holes with Missing Code Hole and identified to User Office: Elimination of 'Belleville' Examples.

C.12h - Edmonton, Alta.
Type - 5




Used pair - #217 with two CDS cancels, Edmonton, Sp/25/35.

Missing Die Punch Holes: No.1

- (a) Code Pin '5' at position outside of C-5.
- (b) Design Pin C-7.
- (c) Design Pin H-13.

Conclusion: Provided no other indicators are present, stamps with at least all three missing die punch holes above may reasonably be considered to be of the Edmonton Office origin.


A used single of #218 with no CDS shown at right has exactly the three missing die punch and code holes as illustrated on the pair of #217 above. This stamp has now been removed from 'Belleville' and reclassified as a C.12h and probable origin at the Edmonton Office.



Examples were first submitted for this study in article of Issue No.9 in The Perforator, and now reported to the Study Group, Oct./83.

Submitted by Jack Benningen.

C.12n - Ottawa, Ont.
Type - 9



#155 - 10¢ Mt. Hurd

Missing Die Punch Holes: No.2

- (a) Code Pin '9' at position outside of C-9.
- (b) C-4 -7 -11
- (c) H-2
- (d) '0' - Unknown as the damaged portion of the two designs is off the stamp.


Note: A similar design break fully on the stamp, with or without the '0' position hole, is required. Single stamps now held in 'Belleville' or unidentified, or a large stamp with the complete damaged die should be checked. Please report such stamp number with photo to Jack Benningen for update of data needed for this Report No.2 and (d) above.

Reported to Study Group Oct./83.
Submitted by Dave Hanes.

C.12 - International Harvester Co.,

Study of Missing or Damaged Die Holes with Missing Code Hole and identified to User Office: Elimination of 'Belleville' Examples.

C.12p - St. John, N.B.
Type - 11



#257 - 10¢ War Issue

This stamp has a perfect St. John, N.B. - Canada cancel. Single stamps with the left hand design (with no code hole) and now held in 'Belleville' should be rechecked for possible user identity. Please report to Jack Benningen for update information.


Missing Die Punch Holes: No.3

(a) Code Pin '11' at position outside of C-11 is the only missing punch.


All other design holes are perfectly registered and without ^{DOUBT} an outstanding but dangerous candidate for a 'Belleville' allocation. Study Group members are requested to report other similar perfect CHI designs, (EXCEPT FOR CODE HOLE), if the CDS or user can be identified. It is quite possible for some other office also to have only the user code hole break and thus appear similar to the St. John #257 illustration.

Reported to Study Group Oct./83.
Submitted by Jon Johnson.

C.12m - Montreal, Que.
Type - 8



#155 - 10¢ Mount Hurd. Is the left hand design now resting in your 'Belleville' or unidentified single stamps?



#338 - Two positions with code pins '08' present, but with C-11 design pin missing. See note at right.

Missing Die Punch Holes: No.4

(a) Code Pin '8' at position outside of C-8.

(b) Design Pin C-11.

Note: Two possibilities come to mind-the Montreal code pin is known to me to be more than 'half blind' on many 'missing' Type-8 examples - indicating perhaps an early or partial break of the code pin. A VERY FAINT impression of the code hole may be visible when closely examined, and thus positively indicating Mtl. office origin.

After an interval of at least 26 years of stamp issues, is the C-11 break on the '54 Q.E. stamp the same die break as shown on #155 with a repaired pin inserted at '08'? Or, by coincidence, is this another die break at position C-11?

The larger hole appearance than Index No.4-2 is interesting. Is this from wear of pins, another machine, photo illusion, retooling, or from normal use of paper insertion?

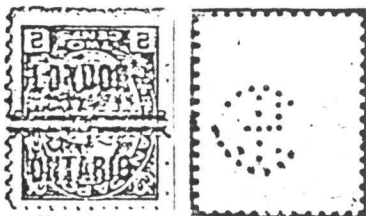
Reported to Study Group Oct/83
Submitted by Conrad Tremblay.

C.12 - International Harvester Co.

Study of Missing or Damaged Die Holes with Missing Code Hole and identified to User Office: Elimination of 'Belleville' Examples.

C.121 - London, Ont.

Type - 7



1-86a(#106)
2¢ Carmine Precancel
London Ontario

Missing Die Punch Holes: No.5

- (a) Code Pin '7' at position outside of C-7.
- (b) C-7
- (c) H-1-2-3-4-9
- (d) '0' Position Hole Missing.

Note: Jean-Guy states that Holes C-8-12-15 and I-4 are faint.

The mathematical probability of the same 7 missing holes in another user office are in the opinion of the writer remote, This fine London office user example should identify some of the set-aside examples now held.


When the '0' Position Hole is missing, a method of determining the right side up may sometimes be employed as follows: (Type I)

To top: Holes H-6 and C-2 are slightly closer together vertically than Holes H-10 and C-14 (at bottom of stamp). Also Hole C-14 is slightly outward from H-10 (at bottom). J. Benningen.


Reported to Study Group Oct./83
Submitted by Jean-Guy Dalpe.

C.12m - Montreal, Que.


Type - 8



#224 - 1935 issue.



The fine or smaller hole appearance when compared to the earlier 1928 #155 and later 1954 Q.E. as illustrated in Index No.4



Missing Die Punch Holes: No.4-(2)

Five designs between issues of 1932 to 1955 over a 24 year period were submitted, each with the design hole C-11 missing, per Index Report No.4. However in each example, the code hole for Montreal at the outside of C-8 is always present, but always very small or faint as illustrated at left on #224.

A third possibility comes to mind--if this code pin was actually damaged in its earlier use, a slight increase of stamp paper thickness by even one fold could perhaps produce an entirely blank or missing code pin hole '08' as in #155, Index Report No.4. This thinking could produce the faint or missing code hole over the long span of issues.

Reported to Study Group Oct./83-three at left. The five designs submitted by Jean-Guy Dalpe.



Previously unnoticed, #219 at left has an extremely faint impression of a blind Code Hole '08'. Maintained as a 'Belleville' for many years, now placed in Mtl. C.12m as a result of this study. - Jack Benningen.



In five days
return to

Swift Canadian Co.
Limited

Edmonton,
Alberta.



Mr. J.H. Morrison, Agent,

Canadian National Railways,

Edmonton, Alta.


'E' 'E'

THE EARLY DIE BREAK OF THE LETTER 'E' WHICH APPEARS AS AN INVERTED 'F' IS CLEARLY ILLUSTRATED IN THE ABOVE RIGHT HAND INSIGNIA. THIS PARTICULAR DAMAGE WAS DESCRIBED IN THE RECENT SURVEY REPORTS FOR THE PERFIN HANDBOOK.

THE LEFT HAND 'E' IS COMPLETELY REGISTERED SHOWING HOLE #7 MARKEDLY OUTWARD FROM HOLE #6, AND IDENTIFYING THIS PERFIN ON COVER AS POSITION 'G'.

E-1

IT HAS BEEN SUGGESTED THAT THE USER OF THE 1965 SLOGAN BELOW WAS 'CANADIAN PROVOST CORPS', AND IF NECESSARY THE ABBREVIATED NAME AND EXACT DATES OF THE SLOGAN USE COULD POSSIBLY BE VERIFIED AT OTTAWA OR EDMONTON. AN EXAMPLE OF THE FULL SLOGAN USED FROM EDMONTON ON JUNE 1/1965 ON STAMP #405, UNPERFORATED, IS ALSO SHOWN BELOW.



ITE OIL

A NEW LATE USE OF THE E.1 PERFIN.

J. BENNINGEN

E.1- SWIFT CANADIAN Co.,
EDMONTON, ALTA.
(15 HOLES)

- (TOP)
- 1 NOTE: USING WOOLLEY'S E.1 DIAGRAM
 - 2 AS AN 'A' POSITION, TO DETERMINE
 - 3 THE RIGHT SIDE UP OF 'E' ON MOST
 - 4 IMPRESSIONS, THE FOLLOWING GUIDE
 - 5 MAY BE HELPFUL!
 - 6
 - 7




(a) HOLES 5 & 6 ARE ALIGNED SLIGHTLY INWARD AND HOLE 7 IS MARKEDLY OUTWARD FROM HOLE 6.

(b) AT THE TOP OF THE 'E', HOLES 2 & 3 ARE MORE OR LESS IN LINE AND THE TOP CORNER HOLE '1' IS SLIGHTLY OUTWARD FROM HOLE 2.


#401 & #404 ON PIECE WITH SLOGAN "C. PRO. C. - SILVER JUBILEE - 1940-1965." A REMARKABLE FIND UPDATING THE PREVIOUS #341-1954 Q.E. LATEST USE BY MANY INTERVENING ISSUES AND ABOUT 11 YEARS!

#401- SHOWS EXTENSIVE DAMAGE TO THE DIE AND MOST USEFUL FOR POSSIBLE IDENTIFICATION OF OTHER DAMAGED OR PARTIAL PERFINS OF THIS ERA. ONLY 5 HOLES CUT, WITH 3 BLIND HOLES, TWO OF WHICH WERE LIFTED.

#404- FULL IMPRESSION, WITH 3 BLIND HOLES.



POSITION 'F'



POSITION 'B'

SUBMITTED TO PERFIN STUDY GROUP BY

THE BLIND HOLE IS KEY TO POSITION

As you have already seen, Pages 3 to 7 were published as received. The information was well presented, and I wish to thank Jack Benningen and Mike Dicketts for all of the work that they have done to eliminate "Belleville" from the C-12 Perfin list, and also to clarify some of the other C.12's.

They would welcome any further information on any of the C.12 Perfins. Here is one way that our members can help each other in this fascinating hobby. Please contact either of these study group members:

Jack Benningen, 157 Wildwood Drive, Calgary, Alta. JX X7

Michael Dicketts, 7 Alwington Avenue, Kingston, Ont. K7L 4R4

Additions to our membership

John S. Kessel, 19925 - 78th Ave. S.E. Snohomish, Wa. 98290

BNAPS Convention - Sept. 6, 7 & 8, 1984.

The time allocation for our Study Group meeting has been set for 11 - 12:00 a.m. on Friday, Sept. 7. If this time is not suitable, please contact our Chairman, Jon Johnson.

C - 21a Recent C21a CNR Perfins to be given away to good homes. I have received a limited quantity of C21a Perfins donated to the study group. They are available first come, first served and one Perfin only per person. State preference of Scott # 790 or #791 if still available. Write our Chairman; address below.

British North America Philatelic Society

British North America Study Group

Chairman

Jonathan Johnson
Box 6118, Station D
Calgary
Alberta
J2P X7

Secretary-Treasurer

J. L. Purcell
6 Richardson Drive
Kingston
Ontario
K7M 2S6

Editor

The BNA Perforator
Jim Catterick
210 Steeles Ave. W. Apt. 2102
Brampton, Ont.
L6Y 2K3