



RECEIVED DEC 2 3 1998
**CENTENNIAL DEFINITIVE
 STUDY GROUP NEWSLETTER**



Vol. 17

No. 2

Whole Number 73

November

1998

NOTES FROM YOUR EDITOR:

I see from my records that the last issue was way back in May. I apologize for the great delay: I just had a very busy summer and fall. The delay does not reflect a lack of interest by me or members of the Study Group. Scott Traquair sent me the prices realized for the last auction (see p. 652). Scott reports that this auction, as well as the last, produced a profit that has accumulated to \$580.92. Scott wishes to hold on to this to offset any future losses. As you can see, most lots sold at a fair price. Please support the Auction by submitting lots for sale in the next auction (deadline Jan 15)

Error in Keane and Hughs Table (2 cent Precancel) Ray White writes to point out a glaring error in the paper fluorescence description of the 2 cent precancel. If you look at the Keane & Hughes Table 8 in "Canada The 1967-73 Definitive Issue" 2nd Ed. by Irwin & Freedman, you see a precancel entry (A) without any black dot assigning a paper fluorescence. The next column has two dots, so I assumed one of the dots was displaced and should have been one column to the left when I revised the Table for the newsletter (see p. 533). I never bothered to check if these descriptions of the paper fluorescence made sense, well, Ray pointed out that they do not. Precancel type A, having a 0-ivory designation, should match Plate block type 2e, and the Precancel type B should have a paper fluorescence(0-off-white) matching the dex Winnipeg one bar tag. Of the three precancel copies I have and the one supplied by Ray, one can state that this is simply not the case. The paper fluorescence for these four copies clearly matches NONE of the other papers listed for the 2 cent, but matches the "dark violet-grey" paper used to print the 4 cent Plate 1e and 2b (Table 10). Does anyone have the 2 cent precancel on a paper that can be described as "off-white" or "ivory"? Is the paper on the 2 cent precancel unique to the precancel? *Please check your collection and let me know.*

MY E-MAIL ADDRESS IS:

Leonard Kruczynski lkruczy@ms.umanitoba.ca

NEW MEMBERS: JoAnne Bagnall Mississauga, Ontario
W.A. Craig Fullerton, California

I wish to thank Dave Whalley for the kind donation of \$33.48 in postage: that sure goes a long way in covering the mailing of this newsletter! If you would like to run a (free) ad or submit an article or just some news, drop me a line:

Len Kruczynski
19 Petersfield Pl.
Winnipeg MB R3T 3V5

CENTENNIAL BOOKLETS FOR SALE :

Mark Hood (57 Bay Pointe Drive, Ormond Beach, Florida 32174) would like to sell the following inventory. They are in post office fresh condition; a few have pencil notation on cover. He is open to offers. (Quantities are in italics): BK 56-30, BK59a-3, BK60-1, BK63a-3, BK64-7, BK65(pva)-20, BK66a-2, BK66b-2, BK66c-5, BK66d-14, BK68a-6, BK68b-6, BK69aTypeI-6, BK69aTypeII-5, BK69bTypeI-3, BK69bTypeII-1, BK69cTypeI-4, BK69cTypeII-3, BK69d-27, BK69e-61, BK69f-15, BK69j-79, BK70a-1, BK70b-3, BK71d-105.

WANTED TO BUY OR TRADE :

Plate 4 Plate Block (any corner) 8 cent slate Library in MF or HF. The Keane and Hughes listing on page 44 shows entries (4a, 4b and 4c) at fluorescence levels 9, 5 and 7. I have never seen Plate 4 in anything but a 2 (corresponding to LF). If you have any of these items for sale or trade, *or if you even have seen these items*, please contact Len Kruczynski at the address listed above. I will pay any reasonable asking price.

P.S. Only one member reported a fluorescence level 5 block. Do the other two (7 & 9) even exist?
Please look at you holdings of the Plate 4 Library and let me know!

CDSG / QE II JOINT MAIL SALE #7
PRICES REALIZED / COMMENTS

LOT	SOLD	LOT	SOLD	LOT	SOLD	LOT	SOLD	LOT	SOLD
1		38		75		112		149	
2	\$32.00	39	\$40.00	76	\$95.00	113		150	\$15.00
3	\$26.00	40		77		114	\$15.00	151	\$25.00
4	\$152.00	41	\$15.00	78	\$95.00	115		152	\$25.00
5		42	\$30.00	79		116	\$37.00	153	
6		43		80		117	\$62.00	154	\$20.00
7		44		81		118	\$52.00	155	
8		45	\$40.00	82		119	\$41.00	156	
9	\$50.00	46		83		120	\$54.00	157	\$23.00
10		47		84		121	\$35.00	158	\$15.00
11		48	\$15.00	85		122	\$20.00	159	\$20.00
12	\$35.00	49		86	\$19.00	123	\$15.00	160	\$20.00
13	\$15.00	50		87	\$50.00	124	\$90.00	161	\$15.00
14	\$21.00	51	\$62.00	88		125	\$15.00	162	\$26.00
15	\$50.00	52	\$35.00	89		126	\$15.00	163	\$19.00
16		53	\$17.00	90	\$15.00	127	\$27.00	164	\$17.00
17	\$60.00	54	\$10.00	91	\$23.00	128	\$25.00	165	\$17.00
18		55	\$52.00	92	\$23.00	129	\$15.00	166	\$18.00
19		56		93	\$15.00	130	\$21.00	167	
20		57	\$15.00	94	\$15.00	131		168	\$39.00
21		58	\$10.00	95	\$35.00	132	\$10.00	169	\$32.00
22	\$20.00	59	\$10.00	96	\$33.00	133	\$15.00	170	
23	\$20.00	60		97	\$33.00	134	\$27.00	171	\$99.00
24	\$31.00	61	\$25.00	98		135		172	
25		62	\$70.00	99		136	\$31.00	173	\$21.00
26	\$60.00	63	\$30.00	100	\$45.00	137	\$19.00	174	\$15.00
27		64	\$21.00	101		138	\$15.00	175	
28		65		102		139		176	
29	\$15.00	66	\$35.00	103		140		177	\$22.00
30	\$134.00	67		104		141	\$19.00	178	
31		68	\$15.00	105	\$7.00	142		179	\$27.00
32	\$22.00	69	\$20.00	106		143	\$15.00	180	\$15.00
33	\$90.00	70	\$25.00	107	\$35.00	144	\$20.00	181	\$15.00
34		71	\$15.00	108		145	\$73.00	182	\$15.00
35	\$30.00	72		109	\$50.00	146	\$15.00	183	\$32.00
36	\$25.00	73	\$120.00	110	\$20.00	147	\$30.00		
37	\$30.00	74	\$16.00	111	\$24.00	148			
TOTAL:									\$3,728.00

Thanks to all consignors and bidders.

Please contact Scott Traquair for details regarding future consignment of lots:

PO BOX 25081
 1375 WEBER STREET EAST
 KITCHENER, ONTARIO, N2A 4A5

e-mail: straq@sympatico.ca

Deadlines for SALE # 8 are as follows:

SUBMIT LOTS BY January 15, 1999
 SALE MAILED OUT February 15, 1999
 CLOSING DATE March 15, 1999
 INVOICES MAILED March 25, 1999
 FINAL SETTLEMENT April 30, 1999


Browsing through an old CSN (April 20/93), I ran across a most interesting article on the 6 cent fluorescent ink variety by Bob McKay. This variety has sparked much interest in the Centennial Newsletter, first with an article by Leopold Beaudet and more recently by David Platt (p.556, p.639) and Jim Watt (p.644). Bob McKay seems to hold the record for the earliest date for the fluorescent ink variety: Nov 6/68. Note that he discusses the "fluorescent red-orange ink variety, pointed out by Jim Watt on p. 644. Here's a reprint of Bob's article:

"The earliest known use", can be a very intriguing statement especially when it refers to very early Canadian postage stamps. Most of us know that these "earliest known usage" are in great demand and command a respectable dollar value at auctions. This description can apply to any early stamp in which the date on the letter is earlier than any other that is known. The emergence of first day issues by the post office has almost eliminated that possibility on modern day stamps. I say almost because it is still possible to get "earliest known use" on modern stamps in spite of the first day cancellations by Canada Post. Regardless of the fact that the 1st day of issue is known and anyone can purchase a first day cover - even long after the first day has passed.


Some collectors have been fortunate to get day before issue cancellations. This occurs when the new issue is available in the post office ahead of the due date and either by favour or ignorance gets in the hands of an avid collector. However, these covers seem to just generate curiosity as an oddity and not the excitement generated by an earliest known use of that or an early or classic issue. There is also the possibility of a new issue that is available, but cannot be issued on the day of issue because of a postal strike. I have several of the above earliest known postal use. Some through government courier services, some through the use of an international post office -- international in respect to the fact that they are never closed even during a strike and they accept postage from any nation plying the Great Lakes. If that doesn't open your eyes or raise your eyebrows, how about a modern day stamp cancelled two months before earliest known date? This is not impossible. Every now and then Canada Post will unknowingly issue a major new variety (or they do not consider it to be as such) but it will get a designated number as such in our catalogues. One such cancellation in the latter category is on #459ii perf 10 x 10 fluorescent ink. The catalogue indicates the earliest known use as possibly some time in 1969. On this major variety, I have several dated November and December of 1968 -- the earliest of these is Nov. 6, 1968.

The question as to whether this issue was accidental or intentional could be very important. If it was accidental it then becomes a freak or an oddity. But if it was intentional then becomes a rarity. I believe it to belong to the latter group. I first discovered this fluorescent ink variety on postal stationary - because this is where they originated. It was an experiment that helped to distinguish the stamp from the rest of the envelope (for the automated postal sorting equipment). It had some success on postal stationary so they wanted to try fluorescent ink on postage stamps also. This was still causing problems so shortly thereafter, the printers switched to a black color for the six-cent value. Catalogues list the time of issue as possibly some time early in 1969. However, in November of 1968 I already had well over 50 used and a few mint in my collection. Fortunately, some had very good dated cancels, the earliest being Nov. 6, 1968 on postal sheet varieties. None of my booklet varieties had a legible date - so Nov. 6, 1968 could very well be the earliest known date.

Examples of Modern "Earliest Known Use"



All examples are #459ii six-cent orange perf 10 by 10 fluorescent ink



I was corresponding with Kazimer Bileski of Winnipeg early in 1969 and I alerted him to the fact that he was using very valuable stamps on his mail for regular postage. I need not tell you I never saw any more fluorescent inks on his mailings. But to my amazement he later started using another great variety as regular postage, that being #465ii the 25-cent Winnipeg tagged on hi brite paper. Sorry there were no dated cancels on these as they were all parcel smudges. So I again alerted him, this time requesting some mint corner blocks which he gracefully obliged. I honestly believe that Bileski buys more postage stamps than all the collectors in Canada. Any time I received mail from Winnipeg, the ultra violet lamp and magnifying glass was used long before the envelope was even opened.

A fellow collector once asked me "Is there really a fluorescent orange red or red orange variety? I can't determine the difference! Well in answer to that, there certainly is. If you have difficulty determining the difference I suggest you get good copies on postal stationary because the two are more apparent on the stationary you can readily see the difference. Using these as a guide it will be easier to differentiate those on postage stamps. There is definitely another variety which is red orange. In conclusion I wish to report a bit of trivia information - I have in my collection a six-cent orange forgery and would you believe it is fluorescent ink!

The Unitrade Specialized Catalogue of Canadian Stamps 1999 Edition

A review for the Centennial Collector

-by L. Kruczynski

There is a fairly careful re-working of the Centennial Section in the new catalogue, and I think there are some improvements. Firstly, the editors straightened out the very confusing and erroneous changeover from the "PL" and "dull CP" notation that started in the 1998 Edition. This year "PL" has been replaced by "DF" (non-fluorescent (uncoated)) paper, and "NF" (non-fluorescent coated paper (dead paper)) for the old "very dull CP" paper. I don't quite know why the reference to coated and uncoated papers: this implies a different fluorescent value front to back which is just not the case in the Centennials (once the dex gum is removed). I would have liked to see "DF" (dead fluorescence) for the "dark" papers and maybe "NF" for the old "PL", but semantics aside, this is certainly a vast improvement over the 1998 Edition.

Minimum prices have been standardized at 0.15 cents (although this change may have occurred last year; I never bought the 1998 Edition). Prices are static except for increases in the 3 cent precancelled from \$1 to \$3 mint and from 0.35 to 0.50 cents used.

Plastic flow varieties have been added for the 8 cent Alaska Highway and the 15 cent Bylot Islands; prices for either are \$50 mint and \$30 used. The 6 cent black booklet singles have been moved from the "544px" area to expanded entries for 460cpx and 460cx.

Some plate block entries that have been missing for years have been added:

458 iv (plate 6)	2.50	462 iv (plate 3)	6.50
458 v (plate 6)	5.00	462 v (plate 3)	9.00

A table of jump strips of four have been added to the low value coil section:

466	3 cent dull purple	20.00
	i 3 cent dull purple, SF	30.00
	xx precancelled	25.00
467	4 cent carmine rose	10.00
	i 4 cent carmine rose, SF	12.50
468	5 cent blue	20.00
	i 5 cent blue, SF	30.00
	xx precancelled	25.00

All things taken into consideration, I would recommend you buy the 1999 Edition if you are a Centennial collector.

column and through the value '8' on the second column of stamps in rows three to five. As a result of this misperf, the stamps in the first column of the booklet are horizontally larger than the normal stamps, and the stamps in the second column of the booklet are horizontally smaller than the normal stamps. The misperf creates an interesting design for two of the 1-cents stamps in the booklet, in that these stamps do not show the value. The vertical perforations that are shifted to the left pass through her Majesty's hair on the first column of stamps and through the 'D' of 'CANADA'. As a result of this misperf, the stamps in the first column of the booklet are horizontally smaller than the normal stamps, and the stamps in the second column of the booklet are horizontally larger than the normal stamps. There are also two variations of the misperforated booklet with the perforations shifted to the left one with the perforations touching the right of the 'A' and the other touching the left of the 'A'.

"Any speculation as to the cause of this error?" "It seems that these misperfs were most likely the result of a misfeeding of the sheets through the perforator. This is suggested by two sets of factors: first, the booklet was guillotined correctly. If it was a print shift, the guillotining of the booklet would suggest it, second, the tagging appears correct. The probability that both tagging and perforation are incorrect is much smaller than the probability of just the perforation, suggesting that this is most probably a perforating error, as distinct from a printing or print shift error." However, why should there be a shift of the misperforation in some booklets to the right and in other booklets to the left in a way that the distance of the misperforation is identical in the two directions? I believe that one of three possible explanations is logically possible: 1) It is a sheer coincidence; 2) Panes in the sheet could have been folded and then misperforated; and 3) The panes may have been printed tête-à-bêche and then perforated.

If the latter two reasons were right, would not misperforated booklets also exist with variations i.e., shifts to the right between 4mm and 2mm? Indeed one would expect such booklets to exist, however, I have not seen any to-date. This does not mean that they do not exist. The Centennial Definitive Study Group raised a similar question in 1985 and at that time no one knew whether a misperforated booklet with a 4mm shift to the left existed. It does exist. This is all shown in the illustration, the four misperforated booklets that are known.

In addition to the above 50-cents booklet, the 25-cents booklets (i.e., Bk 69 containing six stamps: 1-cent, 6-cents, and 8-cents) was also found misperforated. These stamps were perforated by BABN using a cylinder comb perforator. The misperfs in this booklet are vertical. Three types of misperforated booklets were seen, and in all cases the vertical perforations were shifted to the right. The shifts are not uniform, and vary from 2mm to 4mm. As a result, the perforations barely touch the left side of the frame of the stamps in the first column in the case of the 2mm shift and pass on the right of the value '1' and through the value '8' of the stamps in the first column in the case of the 4mm

The 50-cents Centennial Misperforated Booklet

by: *Joseph Monteiro*

1002-89 Vaudreuil Rue, Hull, Québec, Canada J8X 4E8

a) 50-cents Centennial Misperforated Booklet (Scott No. Bk71/Darnell No. 512?) November, 1972.

The complexity of the Centennial series was compounded by the various booklets that were issued. One of the final booklets that were issued in this series was Scott No. Bk 71 or Darnell No. Bk 512. Several of these booklets were found misperforated and have never been fully documented. Besides another Centennial booklet (Scott No. Bk 69), this is perhaps the only other booklet that has been misperforated.

This booklet, Bk 71, was issued in November 1972 containing ten stamps. Five of these stamps were 8-cents stamps, four were 1-cents stamps and 1-was a 6-cents stamp. This booklet was printed by BABN using the intaglio (line engraved) method or recess printing and was issued in ten different blue covers. The stamps were perforated by a H-comb perforator and were perforated using a 12.5x12 gauge. They were Ottawa tagged and were printed on papers with various types of fluorescence ranging from null to hibrite and on papers that were smooth to ribbed.

The three stamps in the booklet depict different designs. The 1-cent depicts the Northern Lights, the 6-cents depicts Communication, Transportation and Vital Services and the 8-cents depicts the Library of Parliament of Canada.

This booklet was found misperforated and for many years very little was known about this booklet as can be seen in the following quote.

"Shown at left is a 4mm shift in the vertical perforations to the right from central position. This is the 50¢ booklet pane which of course came in sets of 10 different blue covers. The pane is Ottawa tagged with a clear sealing strip on the booklet. Has anyone seen the corresponding example with the perforations shifted 4mm to the left? Please send us a photocopy. There are four varieties of this booklet:

1. untagged, black sealing strip. 2. tagged, black sealing strip. 3. untagged, clear sealing strip. 4. tagged, clear sealing strip.

The variety shown at left is type 4. Does anyone have examples on the other types?"


b) A description of the misperforated error

There are two types of vertical misperforations: vertical perforations shifted to the right by 4mm, and vertical perforations shifted to the left by 2mm to 4mm. The vertical perforations that are shifted to the right pass to the right of the value '1' for stamps in the first and second row of the second

shift. The effect of this on the 1-cent stamp is unusual in that the misperf does not show any value, similar to the 50-cents booklet described above.

The cause of this misperf is similar to the explanation provided above, namely that the booklet was misperforated rather than the misperf was caused because of print shift.

Illustration of the Misperforated 50-cents booklets



If any of our members have seen the additional misperforated booklets that have not been illustrated above, please share the benefits of your knowledge with everyone.

c) A bibliography of the 50-cents Centennial Misperforated Booklet

1. "Booklets", Centennial Definitives Study Group Newsletter, Number 26, September 1985, p. 162.
2. John H. Talman Auctions, Coin & Stamp Auction, Sale No. 193, Wednesday, April 22, 1998.
3. Monteiro, Joseph, Perforating Errors of Canadian Postage Stamps (1953-1996), 1996, pp. 378-389.
4. Monteiro, Joseph, Printing and Perforating Errors of Postage Stamps in Canada (1953-1997) - An Analysis, 1998, pp. 267-269.

PLATE NO ID W1B Precancel

Keane/Hughes		4a	4c	4d	4e	4f	A	A	B	A
PAPER	off-white	o	o	o	o		o	o	o	o
	almost white					o				
GUM	Dex (smooth)	o	o	o	o	o	o	o	o	o
INK SHADE	grey-black	o	o	o	o	o	o	o	o	o
UV BRIGHTNESS		0	0	0	0	0	1	0	0	0
UV COLOUR:	black/light grey				•			•		•
INK/PAPER	black/grey						•		•	
	black/off-white	•								
	black/violet-grey, flkd		•							
	black/violet-grey			•						
	black/dark grey					•				
NOTES		a	a	a	a	a	a	b	b	c

Catalogue Numbers used below are from the Unitrade Specialized Catalogue (1999 edition

a-	460c:	DF, Die II , Dex (BABNC)	Sept / ? /70
b-	460cp:	WCB, Die II (PVA ?)	Feb / ? /72
c-	460cxx:	No. 460c precancelled	? / ? /?

I have been dreading the update of the Table shown above. A number of problems arise for me in this Table: I have a dozen or so Plate 4 blocks, all from different sources, in about 4 or 5 different papers, none of which I would classify as a "1". What do I do? Rather than add a whole bunch of new Plate 4 entries, I have decided to change the "1" 's to "0" 's for 4b to 4f. This would make 4b and No ID Type B redundant so I have removed them. The precancel paper description (0-light grey) now matches Plate block 4e, as is the case in my reference collection. Note the error in the Unitrade Catalogue: 460cp, the Winnipeg Tagged version of 460c, does not have PVA gum.