

**CENTENNIAL DEFINITIVES
STUDY GROUP
NEWSLETTER
Number 52
SUMMER 1991**



**EDITOR:
JOHN D. AITKEN
P.O. BOX 241,
LAMBETH, ONT.
NOL 1S0**

One of the nice things about producing the newsletter on a computer is that when things go astray, as our membership database did, there is something (as opposed to someone) to lay the blame on. On behalf of the computer, I apologize for this issue being late.

I wish to thank the following people for sending in material: Andrew Chung, Wayne Harms, Robert Lemire, Andrew Liptak, Mike Painter, John Reynolds, Dave Smetzer, and Jeff Switt.

In addition, a "thank you" to Messrs. Cooper and Delaney for financial contributions to the newsletter.

STUDY GROUP MEETING AT VANCOUVER BNAPEX

A special vote of thanks is due to Mike Painter, who not only chaired the Study Group meeting, but also contributed much to its program. For those of us not able to attend, Mike prepared a report of the meeting.

Special thanks are also due to Andrew Chung and Andrew Liptak, both of whom, on rather short notice, prepared excellent contributions for the meeting.

Andrew Chung's article is reproduced in this issue of the newsletter. An outline of Andrew Liptak's slideshow, and photocopies of some of its highlights, will appear in a later issue.

Later in this issue, some of the information presented at the Postal Stationery Study Group meeting is included. Along with it, courtesy of Robert Lemire, are three pages from the September 1991 issue (Vol. 10, no. 4) of Postal Stationery Notes. Robert has been doing some research in the files of the National Archives, and he shares with us the means of doing the same. A list of files of possible interest to the Centennials collectors will be included with the Fall newsletter.

STUDY GROUP MAIL AUCTION EXPERIMENT

There is still time to submit lots for the Study Group auction. (see pp. 368 and 369 for details). Send your lots to:

Scott Traquair P.O.Box 191, Mississauga, Ontario L5J 3Y1

Suggestions as to material you would like to see in future auctions are also welcome.

CENTENNIAL STUDY GROUP MEETING AT BNAPEX 91BY MIKE PAINTER

The Vancouver meeting on August 29 was attended by Robert Lemire of Pinawa, Arno Kolster of Calgary, Geoff Wood of Aldergrove B.C., John Arn of Colbert Washington, R.W. Prince of Barrie, Bill Topping of Vancouver, Charles Livermore of New York, and one other whose name didn't get recorded. Mike Painter of Vancouver chaired the session.

The meeting started with a showing of Andy Liptak's slides of Centennial rate covers from his award winning collection. Andy kindly lent the slides for the occasion.

Andrew Chung had provided an article on the presentation items of the Centennials and copies of this were passed out. An example of the hard cover book passed out at the UPU meeting in Berne in 1968 but without the introductory page was passed round for examination.

Mike Painter passed round examples of the "doubled C" on 459 and the "doubled A" recently discovered on 459b as well as "plastic flow" on the 6 cent black, 8 cent highway and 15 cent and asked for ideas on what caused them. Were they all from some plastic flow? What exactly was plastic flow - how did it cause the doubling? And why did plastic flow only affect the numerals and why was it always to the right on the 6 cent and to the left on the 8 cent and 15 cent? None of these questions were resolved.

Bill Topping said that to understand this type of thing it was first necessary to understand the printing process. He said he had tried to see the machinery but had had to settle for a lunch with one of printers, who only answered some of his questions. He said the Centennials were not produced by engraving but by offset lithography. The printing press produced a finished product, whether sheets or booklets, with all the steps of printing, perforating, putting covers on booklets etc done in one operation. Bill said the printed on the gum side stamps were not likely to have come about by accident since that sort of error seemed to require some deliberate programming.

Bill went on to say that there were only three papers used in the Centennials, rather than the many types suggested. There was an E.B. Eddy paper which had a purplish cast under ultraviolet light. Then there was a Montreal paper which was recycled material. This accounted for the wide range of fluorescence, which was a result of whatever was being recycled at the time. Finally there was a period when Canada had no stamp paper produced domestically and a hibrite paper was imported from the UK.

Further discussion suggested there was still much to learn about the printing process of the Centennials.

Mike Painter passed out some sketches and circulated some examples of dots on the 8 cent slate. There appear to be five types of rows of dots in the margins of the stamps and the patterns seem to be constant. More detail on this is written up separately. The Study Group was not able to suggest how these dots occurred. Again, Bill Topping said the printing methods had to be determined first. He said it was not clear whether the stamps had come off the press sideways or endways, or how the booklets were formatted in the press.

The future organization of the group was then discussed. The question of expanding into the new issues did not receive any clear direction. On the one hand there was some opinion that there was a danger of diluting the study of Centennials by going further afield, also there was danger of stepping on other Study Group's toes. On the other hand, the printing methods and other relevant data might be better understood by studying more than just the Centennials. To the extent that there was a consensus, the conclusion seemed to be that there was lots in the Centennials to continue to keep us busy on just that issue, but maybe we should be touching base with others such as the Caricature Group to see if there is information we can develop in common.

On the matter of how the Group should organize, there was feeling that as a Group gets up to sixty or seventy members, as we are, the load on a single editor/coordinator becomes onerous. There was a feeling that perhaps we should try to get two people to share the load. One to edit the newsletter and one to act as membership secretary/treasurer and to perhaps produce computer generated mailing labels. The consensus was that if you can get a volunteer to assist you, go ahead. There was no particular comment on having fixed terms for these jobs.

In closing the session, Mike Painter pointed out the challenge of collecting all of a Province's postmarks on Centennials. This is written up in more detail for the newsletter.

It was a good session. If there was any overall conclusion it was that there is still lots to be learned and lots of interesting items to be collected. As someone remarked, it takes about fifty years to get a good handle on an issue.

Editor's note: The opinions of Mr. Topping concerning the printing processes, while sincerely held, are at odds with what has been previously published. (See, for example, newsletter #48 page 328.) It seems possible that Mr. Topping's luncheon companion confused the issue under discussion with some other stamp.

On another topic, it's not too soon to start thinking about attending or contributing to the next BNAPEX, near Chicago, September 10-12, 1992. Our members Robert Scheslinger and Steven Whitcombe are two of the organizers.

A NEW FLAW ON THE 6¢ ORANGE (SCOTT 459b)

By Mike Painter - July 1991



Doubling of the
second A in CANADA



Perforation $12\frac{1}{2}$ x 12
Plain paper

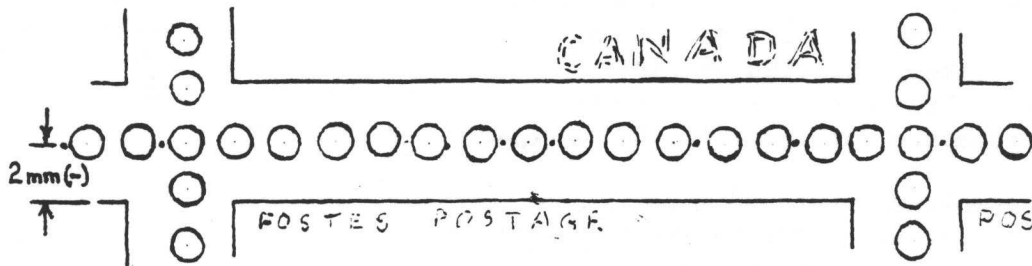
Never throw away a stamp with an unusual mark. I found a single of the above stamp two or three years ago. At the time I thought it was nothing more than an ink smear from the A in CANADA getting a bit too much ink and then contacting something before it was dry. However, I tucked it away in a stockbook on a page labelled "Miscellaneous marks". Just the other day I was going through some kiloware of used Centennials and I happened to glance at the above strip of three. I noticed the rather wiggly doubling of the A and thought it looked faintly familiar. Sure enough, a check of the stockbook unearthed the identical mark on the single I'd put away. Now that I know about it, I'm sure I'll find other examples.

I don't know how common it is. I suspect it isn't too easy to find, because I know I didn't find any in one batch of 7,000 of 459b that I looked at pretty closely. It's not hard to spot, however, being quite visible without a magnifying glass. The plate position is unknown, other than the slight narrowing down due to its position in the strip of three illustrated. The cause is also unknown. It reminds me of the doubled C in Canada which occurs at R1/10 on sheets of the perforation 10 (Scott 459). Could these be some sort of plastic flow? I don't know exactly what plastic flow is, so am not sure.

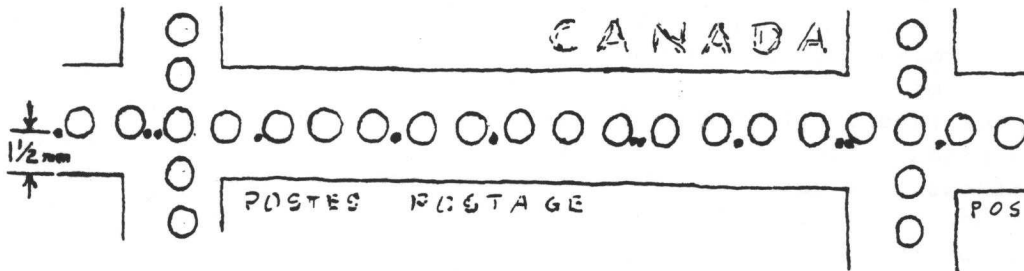
Its a nice flaw. After the "extra spire" on the 8¢ slate, it shares second spot for most noticeable centennial flaw with the "doubled C".

WHAT CAUSED THESE DOTS IN THE 8¢ SLATE?

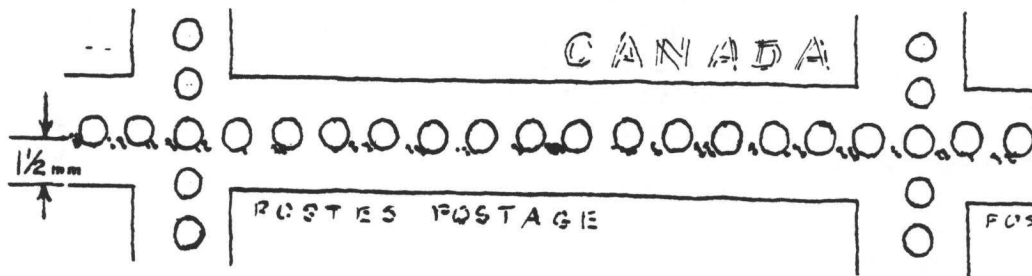
M.F. Painter 1991



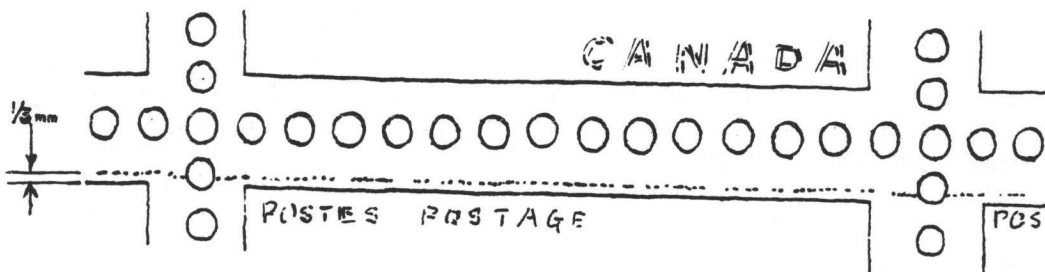
TYPE I.
Small, spaced
dots just under
2 mm above frame.
G.T., Flrsc.



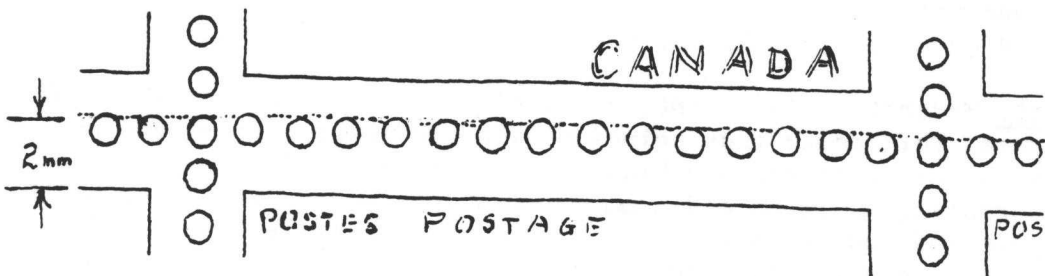
TYPE II.
Larger, spaced
dots 1 1/2 mm above
frame.
G.T., Flrsc.



TYPE III.
Small, close
single and
double dots 1 1/2
mm above frame.
G.T., Flrsc.



TYPE IV.
Very small, very
close dots just
1/3 mm above
frame.
Wpg.Tag. Flrsc.



TYPE V.
Tiny, close dots
as above, but
2 mm above frame.
Wpg. Tag. Flrsc.

The dots on the 8¢ library centennial, sketched on the previous page, are illustrated in the first and second editions of the Keane/Hughes book. In the first edition, the authors said the cause was unknown and the dots likely occurred on plate 7. In the second edition, Doug Irwin and Murray Freedman noted they occurred between the first and second row of stamps on sheets with the moon over library flaw.

I've accumulated over 350 examples of these dots and a few additional bits of information are beginning to emerge, although I haven't got it all sorted out yet. I believe there are five different types of dots as illustrated on the previous page.

There is a space of $3 \frac{3}{4}$ mm between the bottom frame of one stamp and the top frame of the stamp below it. These dots fall into four different places between frames: just under 2 mm above the top frame, $1 \frac{1}{2}$ mm above the top frame, $\frac{1}{3}$ mm above the top frame and 2 mm above the frame. Except for type IV ($\frac{1}{3}$ mm above frame) they are all likely to coincide to some extent with the perforations, making it more difficult to pick out patterns. The dots themselves vary in size and proximity, with types I and II varying from widely spaced to a millimeter or so apart, type III being somewhat smeared and a millimeter or less apart, and types IV and V being very closely spaced, tiny dots.

These dots all appear to be constant. They also appear to be in some sort of recurring pattern, although its a little complex to identify without having complete sheets, or at least substantial multiples. The reason I think there's some repetition is that I've noticed stamps that seem to have identical patterns of dots, but with the position shifted on one stamp relative to the other. Thus a sequence of, say, a double dot followed by two singles and another double, may start right over the upper left corner on one stamp but be shifted half a millimeter or a millimeter to the right on another stamp.

So far, I've found the following constant dots:

TYPE I. Very small dots occur just a little less than 2 mm above the frame. Thus they are exactly half way between stamps and fall exactly at the perforations if the stamps are centered. This makes it hard to find patterns and, in fact, easy to overlook the dots altogether. I have found twenty stamps with this type of dot. All are general tagged, with varying degrees of fluorescence. I have five different constant dots, with two to four examples of each. I have found just a single example of another six patterns of dots. Tentative conclusions are that the dots of this type occur infrequently (or maybe they're just easier to miss) and with only ten different constant patterns found so far, they probably occurred on only one circumference of the printing cylinder.

TYPE II. Moderately large dots occur singly and in doubles $1 \frac{1}{2}$ mm above the frame. This means they coincide with the lower part of the perforations unless the perforations are high. There are tantalizing hints of some sort of alternating of $3 \frac{1}{2}$ mm and 4 mm between dots and of some kind of sequence of single and double dots. However most of my examples are on single stamps and I can't figure the pattern out without a longer strip to

examine. I have 206 examples of this type and have identified thirty different constant examples, with from two to twelve of each. This makes me suspect that I may have the complete set of examples from the three panes on a sheet, and that this row of dots ran right round the circumference of the plate. I may be able to take these thirty sets of stamps and find some sequence that shows a pattern, when I have time. I have one block of four that indicates the dots (on it at least, and likely on all) were between the first and second rows.

TYPE III: This is a series of closely spaced single, double and clusters of dots, varying in size. Where two or more are close together they give a smeared and often slanted appearance. They are also $1\frac{1}{2}$ mm above the frame, so are usually in the lower part of the perforations. I have 131 examples of these and have found 29 different constant ones, with anywhere from two to nine examples of each. This again leads me to believe that there are thirty constant patterns, covering the circumference of the printing cylinder. However, I don't know if this means these are a separate flaw on a different part of the plate - or even on a different plate - or are a further progression from type II. Both type II and type III are on general tagged stamps of varying fluorescence.

TYPE IV: These are very small dots, very closely spaced, giving the appearance of almost a continuous line. They are $\frac{1}{3}$ mm above the frame line, so are usually clear of the perforations. I have six examples, none constant. All are on low fluorescent paper and these are on Winnipeg tagged stamps, not general tagged as in the first three types. With only six examples it's hard to draw conclusions. Obviously they are relatively scarce. It seems likely they ran all round the plate, but the ones I have don't prove this. Nor do I have anything to prove they are constant, but this seems likely from what I've seen on the other types.

TYPE V: These are the same kind of small dots as on type IV but are 2 mm above the frame line. Thus they are in the top part of the perforations in most cases and so are more likely found on the bottom of a stamp. I have just three examples, none constant. Again these are on Winnipeg tagged stamps and low fluorescent paper. With so few examples, it's hard to conclude much other than that they are relatively scarce.

So what does all this suggest? They remind me of the constant dots that form a pattern on all three panes of the 7¢ plate I between rows two and three. However, these are more complex. It's not unreasonable, however, to speculate that each of the five types ran right across all three panes on the sheet. Since they occur at four different distances above the frame it would seem that at least four different parts of the plate, or different plates were involved. The exception might be type III which could be some kind of progressive damage to the plate that produced type II. There does seem to be some sort of pattern involved, which might eventually give a clue to how the damage was caused. As to what caused these, I have no idea. The Study Group at BNAPEX 91 didn't come up with any suggestions either.

**CANADA POST PRESENTATION ITEMS
OF THE CENTENNIAL DEFINITIVE ISSUE**

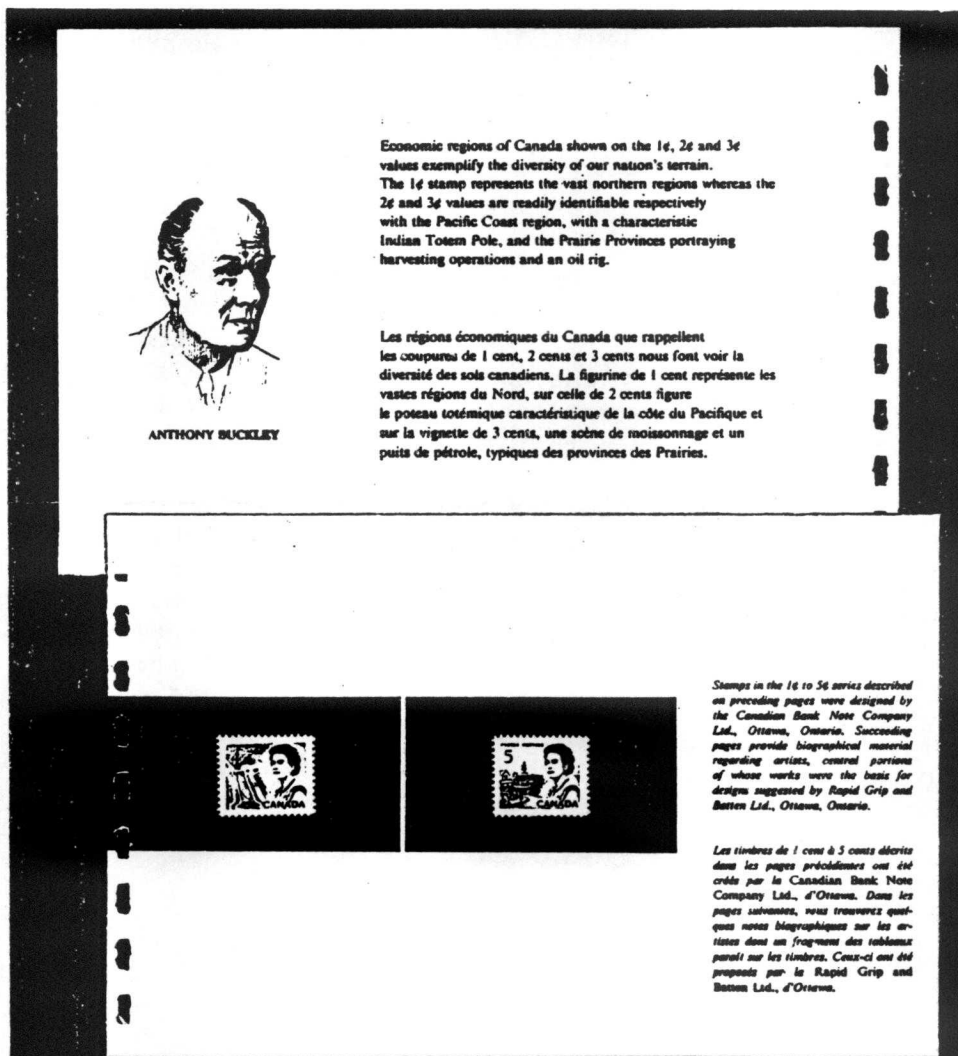
by Andrew Chung

The earliest known album of postage stamps gifted to an individual by the Government of Canada and the Canada Post Office was one presented to The Duke of York in 1897 containing a set of the Diamond Jubilee Issue.

The album, a Court of Honour exhibit at CAPEX 78, is described and illustrated in the CAPEX 78 catalogue.

As well as to royalty, gifts of mint/uncancelled postage stamps in specially designed albums were also presented to postal administrations, representatives of postal administrations and philatelists.

This article documents the presentation items which include the Centennial Definitive Issue.



CENTENNIAL DEFINITIVE STAMP ISSUE

- Description:** Folder - cerlox bound, white cardboard cover; title **CENTENNIAL DEFINITIVE STAMP ISSUE / TIMBRES COURANTS DU CENTENAIRE** beneath the Centennial symbol; text of the introductory page known in two versions -
 "Presented to / Offert à / with the compliments of / avec les hommages de / Jean - Pierre Côté (signed) / POSTMASTER GENERAL / MINISTRE DES POSTES"
 and
 "Presented to / Offert à / with the compliments of the / avec les hommages des / CANADA POST OFFICE / POSTES CANADIENNES"
 215 mm x 140 mm; 21 printed pages; text in English and French
- Contents:** the set of twelve definitives issued in 1967
- Manufacturer:** unknown
- Quantity:** unknown

EXECUTIVE COUNCIL OF THE UNIVERSAL POSTAL UNION
 Berne, Switzerland - 1968

- Description:** white hard - cover book; title **CANADIAN POSTAGE STAMPS / TIMBRES - POSTE CANADIENS / 1967** beneath the Centennial symbol stamped in gold; introductory page reads -
 "With the Compliments of the Canadian Postal Administration to the Executive Council at the Universal Postal Union / Au Conseil exécutif de l'Union postale universelle avec les compliments de l'administration postale du Canada";
 145 mm x 220 mm; 26 printed pages; text in English and French
- Contents:** commemorative and special issues of 1967 including the set of twelve definitives issued in 1967
- Manufacturer:** Queen's Printer, Ottawa
- Quantity:** unknown

XVith CONGRESS OF THE UNIVERSAL POSTAL UNION
 Tokyo, Japan - 1969

- Description:** brown vinyl simulated wood grain 22 ring padded binder; title **xvith congress universal postal union / xvi^e congrès de l'union postale universelle** printed in gold beneath a red stylized maple leaf; introductory page reads in part -
 "This book contains all Canadian postage stamps issued from 1964 through 1968. / Le livre contient tous les timbres - postes canadiens émis de 1964 à 1968."
 binder measures 255 mm x 300 mm x 40 mm; 27 printed pages, pages measure 220 mm x 280 mm; text in English and French
- Contents:** commemorative and special issues of 1964 to 1968 in singles including the set of twelve definitives issued in 1967 and the 6 cent orange perf 10
- Manufacturer:** Queen's Printer, Ottawa
- Quantity:** 1000

STAMP EXPO
San Francisco, USA - 1970

- Description:** brown vinyl simulated wood grain 22 ring padded binder; red stylized maple leaf design; introductory page reads -
 "Presented by the Canada Post Office On the Occasion of Stamp Expo / Présenté par les Postes canadiennes à l'occasion de Stamp Expo"
 binder measures 255 mm x 300 mm x 40 mm; 27 printed pages, pages measure 220 mm x 280 mm; text in English and French
- Contents:** identical to the XVith Congress of the UPU album
- Manufacturer:** Queen's Printer, Ottawa
- Quantity:** unknown

**TENTH CONGRESS OF THE POSTAL UNION OF
 THE AMERICAS AND SPAIN**
Santiago, Chile - 1971

- Description:** brown vinyl simulated wood grain 22 ring padded binder; red stylized maple leaf design; introductory page reads in part -
 "Postage stamps issued by the Canada Post Office during the years 1969 and 1970 / Timbres - poste émis par les Postes canadiennes durant les années 1969 et 1970 / Sellos postales emitidos por el ministerio de correos de Canadá durante los años 1969 y 1970"
 binder measures 255 mm x 300 mm x 40 mm; 33 printed pages, pages measure 220 mm x 280 mm; text in English and French, text of introductory page in English, French and Spanish
- Contents:** commemoratives and special issues of 1969 and 1970 in blocks of four (except the 5 and 6 cent Christmas issue of 1970) including the 6 cent black definitive printed by BABN of the original printing
- Manufacturer:** Canadian Bank Note printed the introductory page
- Quantity:** 250

XVIIth CONGRESS OF THE UNIVERSAL POSTAL UNION
Lausanne, Switzerland - 1974

- Description:** brown vinyl padded cover; red stylized maple leaf design positioned at centre right; 220 mm x 145 mm x 25 mm; text in English and French; two volumes
- Contents:** commemorative, special and definitive issues of 1969 to the 8 cent Winnipeg Centennial issue of 1974 in singles or blocks of four including singles of the 6 cent black (CBN printing), 7 and 8 cent definitives issued in 1970 and 1971 respectively
- Manufacturer:** unknown
- Quantity:** 1000

REFERENCES

- National Archives of Canada, RG3, Acc 86-87/396, Box 18, File 8-6-28: Souvenir Album - PUAS Congress, 1971
 CAPEX 78 Catalogue, Toronto, 1978

COLLECTING POSTMARKS ON CENTENNIALS

Mike Painter 1991

I've recently found a new interest in Centennials that's given me a lot of fun. I'll pass it on as something challenging to try. I've been trying to collect a cancel from every British Columbia post office that was open during the Centennial issue. The same thing could be done for any Province or Territory, or you could try it for RPOs, slogan cancels etc.

I started with Bill Topping's "British Columbia Post Offices" (which has just come out in revised edition) and listed all post offices that were open during the Centennial period. Actually I included a few that were opened later because centennials might also be used from them. I found there were 723 post offices and 447 sub-offices.

In my sorting through used mixtures of centennials I've set aside good strikes as I came across them. In the last few months I've already found about 500 of these offices. A lot of offices were closed during the centennial period so I've found lots of rarity factor "C" strikes. Big offices are plentiful although sometimes RF "B" offices are not as easy to find as might be expected. Sub-offices are often tough, although there are funny exceptions. I've only found three strikes from Dawson Creek but I've got 41 from Dawson Creek Sub 1. The reason seems to be that the postmaster at the sub-office produced clean strikes while the main office (RF "A") either missed the stamps more often, or blurred the strikes or whatever.

Other odd things I've found are that for some reason I've found maybe 50 strikes of Wellington, a smallish office that closed in the summer of 1971 and one might suppose to be somewhat scarce on centennials. And some places only seem to produce strikes on one denomination. I've got eight strikes of Doe River (closed 1974) every one on 6¢ orange, and all twelve strikes on Pouce Coupe are also on 6¢ orange. On the other hand, I've got seven strikes each on Elkford, Jaffray and Meadow Creek, every one being on 8¢ slate. All this gives food for thought and further research.

Part of the challenge of this collecting is that rarity factors may be enhanced. One of my moments of pleasure came from finding a Magna Bay postmark on a 5¢ centennial. Magna Bay opened in 1920 but is listed as RF "D" because it handled little mail. The interesting thing, however, is that it closed on June 29, 1968, just over sixteen months after the centennials were issued. If 48 years of postmarks are RF "D", it sounds as if the strike during the last sixteen months is very rare. And how about Dorreen? Its RF "C" and was open for over forty years. But it closed just 51 days after the centennials were first issued. I don't have one but the possibility of finding a strike during those 51 days makes the chase that much more exciting.

John Aitken sent me a list showing that there were 11,059 offices in operation on March 31, 1967 and 9,023 by March 31, 1971. This gives an idea of the challenge.

SOME NOTES ON CENTENNIAL PERIOD R.P.O.'S
BY JOHN AITKEN

The R.P.O. newsletter of the BNAPS R.P.O. study group (edited by Bill Robinson) had something of interest to Centennials buffs in its April 1991 issue--Whole no. 91. An article describing the final trip of Canada's last R.P.O. was reprinted.

The R.P.O. group is also considering expanding its study of transportation postmarks to include AIRPORT cancellations. Perhaps we can assist them?

The National Postal Museum in Ottawa had a display featuring The Railway Mail Service. It finished September 2, 1991.

The December 15, 1990 Jim Hennok auction included a rare Centennial period cancel (with date unclear) on an 8 cent library. Lot 498, described as the only example recorded of Ludlow DD72 fetched \$270!! Before the lot was sold the auctioneer mentioned that the sender had entered Windsor Station in Montreal to request a cancel for her card, so it may not have received customary handling.

Back in newsletter issues 25 and 26, a listing of known Centennial period R.P.O.'s was given. It included Train numbers where available. Here are some additions to the list.

<u>Ludlow #</u>	<u>Train Number</u>
W 180Cb	6
O 263	8
O 383c	84, 674
O 413A	58, 158
N 87	203
N 97	40
MA 42	115
MA 176	613
Q 120A	7
DD 55	20

Finally, a question. So far I have come across three copies of N 97, ST. JOHN'S & NAIN/T.P.O.. All had been sent with Cameo postage or stationery, including a letter from the RCMP detachment in Nain, Labrador postmarked AUG 19, 1967. Has anybody seen this cancel on a Centennial stamp?

From Postal Stationery Notes (32)
Vol 10 No 4, Sept 1991

The Canadian Postal Archives contains a file (RG3 acc. 86-87/396, Box 63, file 13-19-23) labelled "special postcards for city of Cranbrook, British Columbia". Based on this file, it is apparent the recorded card is one of a series of special order cards prepared for the City of Cranbrook between 1960 and 1969.

	<u>shipping date</u>	<u>quantity</u>
4¢ 2nd Karsh	Nov. 1960	35,000
	Oct. 1961	40,000
	Nov. 1962	42,000
4¢ cameo	Nov. 1963	30,000
	Nov. 1964	40,000
	Nov./Dec. 1965	40,000
	Nov. 1966	40,000
4¢ centennial (?)	Dec. 1967	20,000
	Oct. 1968	20,000
6¢ centennial	Mar. 1969	10,000
	July 1969	40,000

The first order for the special cards was placed in October 1960, and was for 35,000 4¢ cards, 15 3/8" x 4". These were printed 2-up by British American Bank Note Company and shipped on November 28, 1960. The 1963 and 1966 printings were recorded as having been prepared using the cameo die. The die used for the 1967 and 1968 cards is not noted, but probably was the 4¢ centennial die.

Despite the impending rate change (to 6¢ in November 1968), the 20,000 cards printed in October 1968 were definitely 4¢ cards. Indeed, the City of Cranbrook was queried about this, but no reply was received. It was only after the rate change that the City of Cranbrook proposed paying the extra 2¢ fee in bulk (and this proposal was not accepted, although the Post Office did offer to redeem the postage on unused cards). This problem undoubtedly led to the early and mid-1969 printings of the 6¢ cards. There are some comments in letters in the file that suggest the forms prepared for the two 1969 printings may be different.

There are no records after the shipment of the July 1969 order, and this probably means there were no later printings. However, many of the Post Office files on special order post cards end at about this time, and the lack of further records may simply reflect a change in record keeping by Canada Post.

I wish to thank Tom Hillman of the National Archives of Canada for helping me to gain access to the relevant Post Office file.

Robert Lemire

USING THE CANADIAN ARCHIVES FOR POSTAL STATIONERY RESEARCH
OBSERVATIONS AND SUGGESTIONS

On three separate trips to Ottawa over the last ten years I have been able to examine Post Office files related to postal stationery. Although none of these visits has been for more than two days at a time, a variety of interesting documents have been uncovered that shed light on issues of interest to collectors of Canadian postal stationery. Some of these have

been discussed in PSN, and more will appear. With this article I hope to interest other collectors in helping discover what information lies buried in the Archives, as well as to explain the mechanics of gaining access to the documents.

The first thing to realize is that the quantity of information relating to the Post Office in the Canadian Archives is large. The portion of the records in which I have been interested, accession RG3 86/87 396, consists of ninety large cardboard boxes. Each box is completely filled with a set of large files (8 1/2" x 14"), each within heavy cardboard covers. Of course the information in these files deals with many different aspects of the postal system, not just postal stationery. Most of these files have never been examined by collectors.

The size of this holding dictates that it cannot be stored in Ottawa. Instead it is stored in a warehouse near Renfrew, and boxes are brought in to the Archives on request. Therefore, it is essential that the researcher have some idea which files he or she wishes to examine before coming from outside of Ottawa to work at the Archives. The required boxes can then be sent to Ottawa before the scheduled visit. Time must also be allowed for the Archives staff and/or Canada Post to go through each box and ensure it does not contain sensitive material (e.g., personnel records). Although the whole procedure usually takes less than a week to set up, the more lead time given to Archives staff, the better. The researcher should notify the Archives (Tom Hillman of the Historical Resources Branch, 395 Wellington St., Ottawa, ON, K1A 0N3; FAX 613-996-8982) indicating the dates of the visit and what material he or she wishes to examine.

There are two keys to working with the Archives' documents. The first is planning. There are finding aids to help the researcher know what is in the boxes. Tom Hillman of the Archives has these lists, and can help you decide which portions of the Archives records may be of use (I have a copy of the eighty page finding aid for the RG3 86/87 396, and will supply photocopies of relevant portions of that list to any study group member on request). My rule of thumb is that, if the material in a box is relevant, an initial page-by-page scan of the contents (taking notes) will consume the best part of a working day. Ask for an extra box. You may or may not have time for it if the first box turns out to contain little of interest.

The second key is flexibility. The finding aids list titles for the files. Most of these are accurate, but in some cases they are misleading. A file that started out containing letters about CP proxy envelopes suddenly began to be used for information concerning CP flimsy special order cards. Be alert for tidbits of information on topics you were not planning to think about. The world isn't perfect, and some documents are misfiled. Rather than going in with a fixed idea of what you will find, be content to learn about what is in the files you have at hand. I remember requisitioning a box in hopes of finding information about the printing of the Admiral Issue post cards. There was almost nothing useful in that file, but one of the other files in the box contained the complete history of the surcharged envelope, Webb EN44.

On your first visit to the Archives building you must obtain a research pass (this is done in the lobby of the third floor of the Archives

building, and only takes a few minutes). This pass will allow you to gain access to a room in which you can read the documents - even in the evenings and on weekends. Briefcases etc. are not permitted, and must be stored in a locker near the building entrance. You can also get a locker behind the reading room to store the boxes you are examining.

Photocopying can be a problem in that all copying must be done by Archives' staff, and there is a very low limit on how much will be done for you on a given day. However, pieces of paper are provided for marking pages in the files for photocopying. By doing this, and filling out an appropriate form, the copying can be done over several weeks after you have left. The copies will be sent to you by mail. You can use your credit card to simplify payment. I find it best not to skimp on the photocopies. The cost of the photocopies may seem high, but not compared to another trip to Ottawa from most places in Canada or the U.S.A.

For most members, time at the Archives is costly, and there is not much use spending time on files that are already known to contain little useful information. Conversely, if a file is known to contain required information, a photocopy request may save a visit to Ottawa. For these reasons we will be establishing an list of "Abstracts of Archives Files" This list will contain summaries of the contents of files that have already been examined for information related to postal stationery. In the future, all members are asked to submit summaries of Archives files they examine. The abstracts will be published in PSN, and comprehensive lists will be available on request. Some examples are given below.

Abstracts of Archives Files Potentially Related To Postal Stationery

RG3 acc. 86-87/396

Box 62, File 13-19-17 Special postcards manufactured for Canadian National Express Co.


This file contains correspondence relating to the printing of the CN Express flimsy forms. The first letters are related to a request from Savoy Continuous Forms to print a stamp impression on forms dated 2-52, and whether approval should be granted to a private firm for printing the stamp impressions on private order cards. Correspondence related to each successive printing (by a variety of companies) is included. The first part relates to printings through 1958. The second part contains correspondence from 1959 to 1971. (RJL)

Box 62, File 13-19-18 Special postcards manufactured for the City of Winnipeg

This file contains correspondence related to an inquiry from the City of Winnipeg concerning the printing of a 2¢ precancelled stamp impression on a continuous-form post card. No cards appear to have been printed. (RJL)

Box 63, File 13-19-20 Special postcards hydro electric power commission Toronto, Ontario

This file contains correspondence related to the printing of special order meter reading cards for the Hydro Electric Power Commission of Ontario (Ontario Hydro). The first part covers the period 1943 to 1956, and many printings of 1¢ cards during the George VI period are described, as are some 2¢ first Karah printings. The second part of the file describes the involvement of Moore Business Forms in doing printing for Hydro. The last letter in the file is dated in late 1969. The file is less detailed towards the end. There is at least one letter related to printings for CN Express, and one for CP. (RJL)



THE 8c CENTENNIAL TORONTO FIRST DAY COVERS

When interesting things are happening they are often discussed, but occasionally, after the talk has died down, there remains little documentation of an event. Now I am fairly sure there are other BNAPS members who remember these events better than I, and perhaps the details are even well documented somewhere. However, at least, it seems to have been a long time since someone discussed the items shown below.

It was known that the 8c Centennial stamp was to be issued on Dec. 30, 1971. However, when collectors went to the philatelic counter in the main (Front Street) post office in Toronto on that date they found at least two surprises. The first was there was not simply one new type of tagged stamp, with so-called "Winnipeg tagging", but also a second type with what was called (by Post Office employees) "Ottawa tagging". This, for most of the collectors coming to the post office, was their first introduction to what was later called "general tagging".

The second surprise (to many, at least) was that covers prepared by collectors received, not just the normal Toronto date cancel, but also a slogan cancel reading "DAY OF ISSUE/JOUR D'ÉMISSION". The cancellation was available as an over-the-counter service. I do not know what other collectors prepared, but I quickly purchased a few extra unstamped cacheted covers from a local dealer, and prepared First Day Covers of the untagged, the Winnipeg tagged and the Ottawa tagged varieties, each bearing a single 8c stamp. I also prepared covers with the untagged 25c booklet panes.

On March 1, 1972, collectors returned to repeat the exercise for the 8c issue marking the World Figure Skating Championships in Calgary. This time many were prepared to obtain extra copies of the Toronto FDC cancel. Alas, the "FIRST DAY OF ISSUE" cancel was not available. According to the employees taking care of the philatelic counter, a few days earlier they had received orders from Ottawa Post Office officials that the "FIRST DAY OF ISSUE" cancel was not to be used. I have seen no indication it was used at any later date, and assume the machine cancel slug was destroyed and/or returned to Ottawa.

Robert Lemire

In Robert Lemire's report on servicing 8 cent First Day covers, I find it interesting that he obtained a regular coil, but not a tagged one.

Dave Smetzer sent in photocopies of two Gordon Vaughn columns from Linn's in 1972. In the column appearing in the February 28, 1972 issue, Vaughn notes:

"To the time of writing only the 1c, 8c slate, and the 25c and \$1 face value booklets exist in Ottawa tagged condition. March promises the 8c coil Ottawa tagged."

Vaughn's column from the May 15, 1972 Linn's is reproduced below.

Both Keane & Hughes 2ND edition, and the 1991 Scott Specialized list December 30, 1971 as the First Day for the tagged 8c coil. I haven't seen one. Can anyone confirm the December 30, 1971 date with a cover or dated copy?

Canadian Comment

FDC Buffs Having A Rough Time Trying To Get Recent New Issues

By Gordon D. Vaughn
Mill Village
Nova Scotia, Canada

Collectors of Canada's first day covers have been having a rough time the past few months trying to obtain the new issues. The mass produced and official covers offer no guarantee that they are genuine. Although they bear the date of announced issue, they are postmarked days and even weeks after the date appearing on the cover. The genuine covers out of Ottawa bearing the House of Commons and Senate cancellations, of course, are genuine as the date stamp is changed daily.

Limited first day covers serviced include 455TBWPVA 2c green Winnipeg Tagged Type 2 with PVA on Feb. 29. You ask, How can a PVA stamp be

shown to be genuine on a first day cover? It's simple. A block of four is used, and two of the stamps are not stuck down so that the gum can be identified. The 455D10 8c coil Ottawa tagged first day of issue also was Feb. 29. These first day covers are unusual in another way, as this was a leap year date.

First day covers of the 10 pictorial booklets plain and Ottawa tagged were dated March 24. Once again, how can these be on cover? Only the pane was stuck to cover and the covers left intact, hand dated cancellation was used to tie the panes to cover. A total of 20 such unusual covers exist. Many also were caught short on April 7 with the 8c Heart Ottawa tagged commemorative first day.

The present system of late-dating first day covers out of Ottawa leads to the local and other town cancellations being more collectable, especially the prepared Birth Certificate types which will not be serviced at all at Ottawa. The 8c skating stamp with its first day cancellation at Calgary, the scene of the event, also makes a nice, unusual, collectable item.

The sale of stamps for more

than their face value through privately operated vending machines was discontinued under a new policy by the Canada Post Office effective March 20. The announcement said the decision to discontinue licensing such machines will extend the availability of face value stamp booklets. Vendors, such as Opal Manufacturing Company, now licensed to sell stamps at a premium will be permitted to change over to the face value system. Although terms were not spelled out completely, it is assumed that such firms will now purchase their stamp booklets direct from printers at a discount from face value.

Regulation 4205 of the Canada Postal Guide is under review for amending. This will enable collectors to obtain covers to be reposted for philatelic purposes by postmasters upon request. Until amended the rule still holds that such covers will be returned unserviced. Also under study is an agreement to sell the stamps of France from the philatelic service at Ottawa. If this becomes a fact, it is presumed that stamps of Canada will also be sold in Paris.

PAGE NUMBERS FOR NEWSLETTER ISSUES 1-45

A bit of housekeeping may be useful for indexing.

ISSUE NUMBER---FIRST PAGE

1	1	16	86	31	192
2	4	17	93	32	197
3	5	18	100	33	203
4	8	19	113	34	209
5	11	20	119	35	215
6	17	21	127	36	221
7	23	22	134	37	227
8	29	23	141	38	235
9	35	24	148	39	241
10	41	25	154	40	247
11	50	26	160	41	253
12	58	27	166	42	260
13	65	28	172	43	266
14	71	29	179	44	273
15	79	30	185	45	279

Note: The occasional blank pages have not been numbered.

ADVERTISEMENTSCORRECTION TO NUMBER 51-1

In copying the ad from William Muttera's letter, I omitted the key factor about the Cameo 3 cent tag error. It is a tag bar intended for the 4 cent Cameo and usually found on same. It is very scarce. If this is of interest, write to:

WILLIAM MUTTERA, 15973A ALTA VISTA DRIVE, LA MIRADA, CA. 90638 USA

NUMBER 51-2

Centennial Se-tenant Pairs, Blocks: All possible combinations (42 units) vertical, horizontal se-tenant pairs, blocks, tagged, untagged, sets mint or used. \$ 50.00 per set. SSAE for photocopy. Satisfaction guaranteed.

ARCAND, P.O. BOX 3051, QUEBEC CITY, P.Q. G1K 6X9
BNAPS L2711, RPSC L8339

NUMBER 52-1

I need the following coils on cover, properly dated--#'s 466, 467, & 468. Will accept singles, multiples or mixed franking.

GORDON HILL, 11 COACH SIDE TERRACE S.W., CALGARY, AB T3H 2T3